

# For Nexus 1252/62/72, 1450, 1500/1500+ Power Monitors



**Doc #E107709**  
**v.1.03**



If you would like to discuss your options further? Give us a call on 0208 242 4936

This page intentionally left blank.

# CHAPTER 1

## Device Profile Document

### DNP V3.00

#### DEVICE PROFILE DOCUMENT

This document must be accompanied by a table having the following headings:

Object Group	Request Function Codes	Response Function Codes
Object Variation	Request Qualifiers	Response Qualifiers
Object Name (optional)		

Vendor Name: **Electro Industries/GaugeTech**

Device Name: **Nexus® 1252, 1262, 1272, 1450, 1500, and 1500+ Meters**

Highest DNP Level Supported:

For Requests	<b>2</b>
For Responses	<b>2</b>

Device Function:

Master  Slave

Notable objects, functions, and/or qualifiers supported in addition to the Highest DNP Levels Supported (the complete list is described in the attached table):

The Nexus® 1252, 1262, 1272, 1500, and 1500+ meters support report by exception. The Nexus® meter scans up to 64 Binary Inputs, 32 Binary Counters and 64 Analog Inputs (32 Analog Inputs for the 1262/1272 meters) for any exception that has occurred.

The Nexus® 1252, 1262, 1272, 1500, and 1500+ meters support Frozen Counter Events (Object 23). A Frozen Counter Event (Object 23) can be created by a Freeze Command for Object 20, if the point of Object 23 is assigned to Class 1, 2 or 3. Freeze with Time (Function Code 11, 12) is also available (not for the 1450 meter). Freeze with Time will allow the Nexus® meter to create Frozen Counters (Object 21) and Frozen Counter Events (Object 23) on a timely basis.

Up to 250 events can be stored, including Frozen Counter Events.

Maximum Data Link Re-tries:

None

Maximum Application Layer Re-tries:

None

<input type="checkbox"/> Fixed at <input type="checkbox"/> Configurable, range to _____	<input type="checkbox"/> Configurable, range to _____ (Fixed is not permitted)																									
<b>Requires Data Link Layer Confirmation:</b>  <input type="checkbox"/> Never <input type="checkbox"/> Always <input type="checkbox"/> Sometimes      If 'Sometimes', when? _____  <input checked="" type="checkbox"/> Configurable If 'Configurable', how? _____ Programmable Settings																										
<b>Requires Application Layer Confirmation:</b>  <input type="checkbox"/> Never <input type="checkbox"/> Always (not recommended) <input checked="" type="checkbox"/> When reporting Event Data (Slave devices only) <input checked="" type="checkbox"/> When sending multi-fragment responses (Slave devices only) <input type="checkbox"/> Sometimes      If 'Sometimes', when? _____  <input type="checkbox"/> Configurable If 'Configurable', how? _____																										
<b>Timeouts while waiting for:</b>  <table style="width: 100%; border: none;"> <tr> <td style="padding: 5px;">Data Link Confirm</td> <td style="padding: 5px;"><input checked="" type="checkbox"/> None</td> <td style="padding: 5px;"><input type="checkbox"/> Fixed at</td> <td style="padding: 5px;"><input type="checkbox"/> Variable</td> <td style="padding: 5px;"><input type="checkbox"/> Configurable</td> </tr> <tr> <td style="padding: 5px;">Complete Appl. Fragment</td> <td style="padding: 5px;"><input checked="" type="checkbox"/> None</td> <td style="padding: 5px;"><input type="checkbox"/> Fixed at</td> <td style="padding: 5px;"><input type="checkbox"/> Variable</td> <td style="padding: 5px;"><input type="checkbox"/> Configurable</td> </tr> <tr> <td style="padding: 5px;">Application Confirm</td> <td style="padding: 5px;"><input checked="" type="checkbox"/> None</td> <td style="padding: 5px;"><input type="checkbox"/> Fixed at</td> <td style="padding: 5px;"><input type="checkbox"/> Variable</td> <td style="padding: 5px;"><input type="checkbox"/> Configurable</td> </tr> <tr> <td style="padding: 5px;">Complete Appl. Response</td> <td style="padding: 5px;"><input checked="" type="checkbox"/> None</td> <td style="padding: 5px;"><input type="checkbox"/> Fixed at</td> <td style="padding: 5px;"><input type="checkbox"/> Variable</td> <td style="padding: 5px;"><input type="checkbox"/> Configurable</td> </tr> <tr> <td style="padding: 5px;">Others</td> <td colspan="4"></td> </tr> </table> <p style="padding: 5px;">Attach explanation if 'Variable' or 'Configurable' was checked for any timeout.</p>		Data Link Confirm	<input checked="" type="checkbox"/> None	<input type="checkbox"/> Fixed at	<input type="checkbox"/> Variable	<input type="checkbox"/> Configurable	Complete Appl. Fragment	<input checked="" type="checkbox"/> None	<input type="checkbox"/> Fixed at	<input type="checkbox"/> Variable	<input type="checkbox"/> Configurable	Application Confirm	<input checked="" type="checkbox"/> None	<input type="checkbox"/> Fixed at	<input type="checkbox"/> Variable	<input type="checkbox"/> Configurable	Complete Appl. Response	<input checked="" type="checkbox"/> None	<input type="checkbox"/> Fixed at	<input type="checkbox"/> Variable	<input type="checkbox"/> Configurable	Others				
Data Link Confirm	<input checked="" type="checkbox"/> None	<input type="checkbox"/> Fixed at	<input type="checkbox"/> Variable	<input type="checkbox"/> Configurable																						
Complete Appl. Fragment	<input checked="" type="checkbox"/> None	<input type="checkbox"/> Fixed at	<input type="checkbox"/> Variable	<input type="checkbox"/> Configurable																						
Application Confirm	<input checked="" type="checkbox"/> None	<input type="checkbox"/> Fixed at	<input type="checkbox"/> Variable	<input type="checkbox"/> Configurable																						
Complete Appl. Response	<input checked="" type="checkbox"/> None	<input type="checkbox"/> Fixed at	<input type="checkbox"/> Variable	<input type="checkbox"/> Configurable																						
Others																										
<b>Sends/Executes Control Operations:</b>  WRITE Binary Outputs																										

Never  Always  Sometimes  Configurable  
SELECT/OPERATE

Never  Always  Sometimes  Configurable  
DIRECT OPERATE

Never  Always  Sometimes  Configurable  
DIRECT OPERATE - NO ACK

Never  Always  Sometimes  Configurable

Count > 1

Never  Always  Sometimes  Configurable

Pulse On

Never  Always  Sometimes  Configurable

Pulse Off

Never  Always  Sometimes  Configurable

Latch On

Never  Always  Sometimes  Configurable

Latch Off

Never  Always  Sometimes  Configurable

Queue

Never  Always  Sometimes  Configurable

Clear Queue

Never  Always  Sometimes  Configurable

Attach explanation if 'Sometimes' or 'Configurable' was checked for any operation.

**FILL OUT THE FOLLOWING ITEM FOR MASTER DEVICES ONLY:**

Expects Binary Input Change Events:

- Either time-tagged or non-time-tagged for a single event
- Both time-tagged and non-time-tagged for a single event
- Configurable (attach explanation)

<b>FILL OUT THE FOLLOWING ITEMS FOR SLAVE DEVICES ONLY:</b>	
<p>Reports Binary Input Change Events when no specific variation requested:</p> <ul style="list-style-type: none"> <li><input type="checkbox"/> Never</li> <li><input type="checkbox"/> Only time-tagged</li> <li><input type="checkbox"/> Only non-time-tagged</li> <li><input checked="" type="checkbox"/> Configurable to send both, one or the other (attach explanation)</li> </ul>	<p>Reports time-tagged Binary Input Change Events when no specific variation requested:</p> <ul style="list-style-type: none"> <li><input type="checkbox"/> Never</li> <li><input checked="" type="checkbox"/> Binary Input Change With Time</li> <li><input type="checkbox"/> Binary Input Change With Relative Time</li> <li><input type="checkbox"/> Configurable (attach explanation)</li> </ul>
<p>Sends Unsolicited Responses:</p> <ul style="list-style-type: none"> <li><input checked="" type="checkbox"/> Never (except for 1500+)</li> <li><input type="checkbox"/> Configurable (attach explanation)</li> <li><input type="checkbox"/> Only certain objects</li> <li><input type="checkbox"/> Sometimes (attach explanation)</li> </ul> <p><input type="checkbox"/> ENABLE/DISABLE UNSOLICITED Function codes supported</p>	<p>Sends Static Data in Unsolicited Responses:</p> <ul style="list-style-type: none"> <li><input checked="" type="checkbox"/> Never (except for 1500+)</li> <li><input type="checkbox"/> When Device Restarts</li> <li><input type="checkbox"/> When Status Flags Change</li> </ul> <p>No other options are permitted.</p>
<p>Default Counter Object/Variation:</p> <ul style="list-style-type: none"> <li><input type="checkbox"/> No Counters Reported</li> <li><input checked="" type="checkbox"/> Configurable (attach explanation)</li> <li><input type="checkbox"/> Default Object Default Variation</li> <li><input type="checkbox"/> Point-by-point list attached</li> </ul>	<p>Counters Roll Over at:</p> <ul style="list-style-type: none"> <li><input type="checkbox"/> No Counters Reported</li> <li><input checked="" type="checkbox"/> Configurable (attach explanation)</li> <li><input type="checkbox"/> 16 Bits</li> <li><input type="checkbox"/> 32 Bits</li> <li><input type="checkbox"/> Other Value _____</li> <li><input type="checkbox"/> Point-by-point list attached</li> </ul>
<p>Sends Multi-Fragment Responses: <input checked="" type="checkbox"/> Yes <input type="checkbox"/> No</p>	

## CHAPTER 2

### DNP3 Protocol Primer

---

In this chapter, you'll find an informative and thorough document that describes DNP for all levels of users. Some of the topics discussed include:

- What is DNP?
- Client-server relationship.
- Common system architectures.
- Data transmission.
- Event classification.
- DNP function.

Please note that this primer is from the year 2000, and DNP over Ethernet communication is more widely used now.

## A DNP3 Protocol Primer

This is a primer for people who want a quick understanding of DNP3 without having to comb through the tedious details of a complex specification.

So let us start with what it is. Protocols define the rules by which devices talk with each other, and DNP3 is a protocol for transmission of data from point A to point B using serial communications. It has been used primarily by utilities like the electric companies, but it operates suitably in other areas.

A typical electric company may have a centralized operations center that monitors the state of all the equipment in each of its substations. In the operations center, a powerful computer stores all of the incoming data and displays the system for the human operators. Substations have many devices that need monitoring (are circuit breakers opened or closed?), current sensors (how much current is flowing?) and voltage transducers (what is the line potential?). That only scratches the surface; a utility is interested in monitoring many parameters, too numerous to discuss here. The operations personnel often need to switch sections of the power grid into or out of service. One or more computers are situated in the substation to collect the data for transmission to the master station in the operations center. The substation computers are also called upon to energize or de-energize the breakers and voltage regulators.

DNP3 provides the rules for substation computers and master station computers to communicate data and control commands. DNP3 is a non-proprietary protocol that is available to anyone. Only a nominal fee is charged for documentation, but otherwise it is available worldwide with no restrictions. This means a utility can purchase master station and substation computing equipment from any manufacturer and be assured that they will reliably talk to each other. Vendors compete based upon their computer equipment's features, costs and quality factors instead of who has the best protocol. Utilities are not stuck with one manufacturer after the initial sale.

What do the computers talk about? The substation computer gathers data for transmission to the master as:

1. Binary input data that is useful to monitor two-state devices. For example a circuit breaker is closed or tripped or a pipeline pressure alarm shows normal or excessive.
2. Analog input data that conveys voltages, currents, power, reservoir water levels and temperatures.
3. Count input data that reports kilowatt hours of energy.
4. Files that contain configuration data.

The master station issues control commands that take the form of:

1. Close or trip a circuit breaker, raise or lower a gate, and open or close a valve.
  2. Analog output values to set a regulated pressure or set a desired voltage level.
- Other things the computers talk to each other about are synchronizing the time and date, sending historical or logged data, waveform data, and on and on.

DNP3 was designed to optimize the transmission of data acquisition information and control commands from one computer to another. It is not a general purpose protocol for transmitting hypertext, multimedia or huge files.

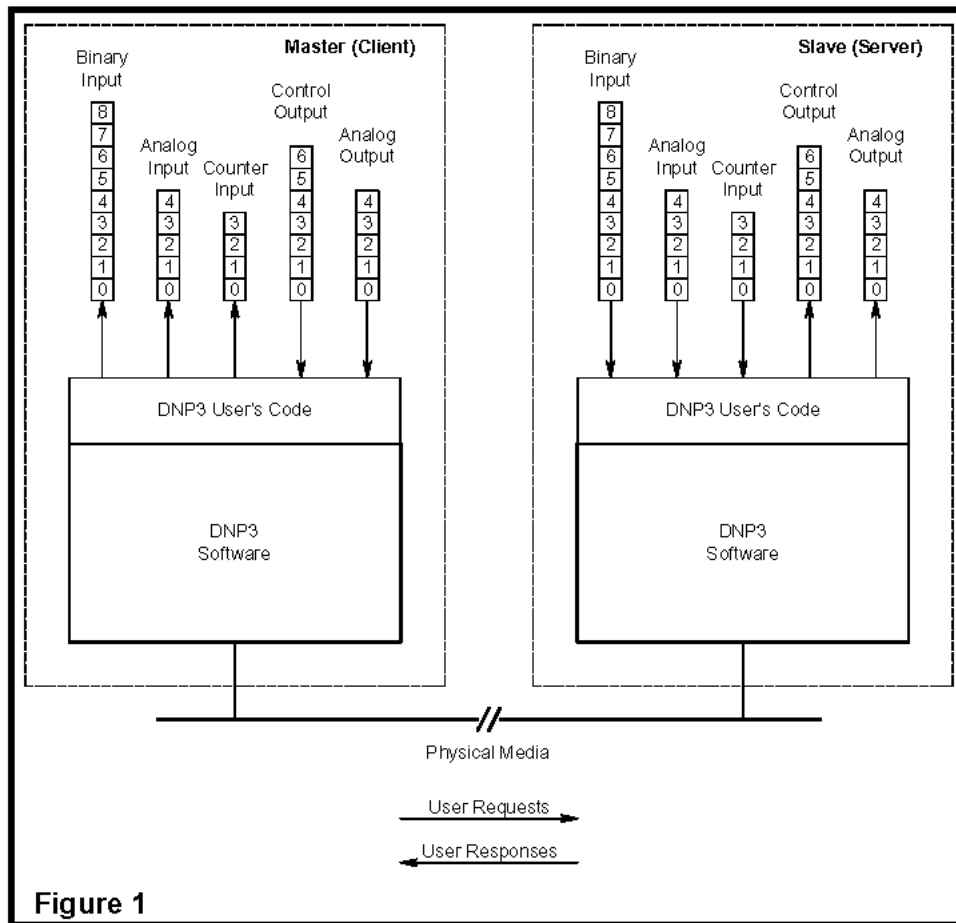
The terms server and client are applicable to DNP3 systems. For our purposes, the definition of a server is a device or software process that has data or information that someone else wants.



Substation computers are servers. A client is a device or software process that requests data from a server. A master station is a client.

1 June 2000  
Users Group, 2000

Copyright, DNP



**Figure 1**

Figure 1 shows the client-server relationship and gives a simplistic view of the databases and software processes involved. The master or client is on the left side of Figure 1, and the slave or server is on the right side.

A series of square blocks at the top of the server depicts its databases and output devices. The various data types are conceptually organized as arrays. An array of binary output values represents states of physical or logical Boolean devices. Values in the analog input array represent input quantities that the server measured or computed. An array of counters represents count values, such as kilowatt hours, that are ever increasing (until they reach a maximum and then roll over to zero and start counting again). Control outputs are organized into an array representing physical or logical on-off, raise-lower, and trip-close points. Lastly, the array of analog outputs represents physical or logical analog quantities such as those used for setpoints.

The elements of the arrays are labeled 0 through N-1, where N is the number of blocks shown for the respective data type. In DNP3 terminology, the element numbers are called the point indexes. Indexes are zero-based in DNP3, that is, the lowest element is always identified as zero. Some protocols use 1-based indexing.

Notice that the DNP3 client, or master, also has a similar database for the input data types (binary, analog, and counter). The master (client) uses values in its database for the specific purposes of

displaying system states, closed-loop control, alarm notification, billing, and much, much more. An objective of the client is to keep its database updated. It accomplishes this by sending requests to the server (slave), asking it to return the values in the server's database. This is called polling. The server responds to the client's request by transmitting the contents of its database. Arrows are drawn at the bottom of Figure 1, showing the direction of the requests (toward the server/slave) and the direction of the responses (toward the client/master). Later, we will discuss systems whereby the slaves transmit responses without being asked (see Chapter 9 for information on Unsolicited Response).

The client/master and server/slave shown in Figure 1 each have two software layers. The top layer is the DNP3 user layer. In the client/master, it is the software that interacts between the database and initiates the requests for the server's/slave's data. In the server/slave, it is the software that fetches the requested data from the server's/slave's database for responding to client/master requests. It is interesting to note that if no physical separation of the client/master and server/slave exists, DNP3 software is placed at a lower level. The DNP3 user's code uses the DNP3 software for transmission of requests or responses to the matching DNP3 user's code at the other end.

More will be said about data types and software layers, later, but first we want to examine a few typical system architectures in which DNP is used.

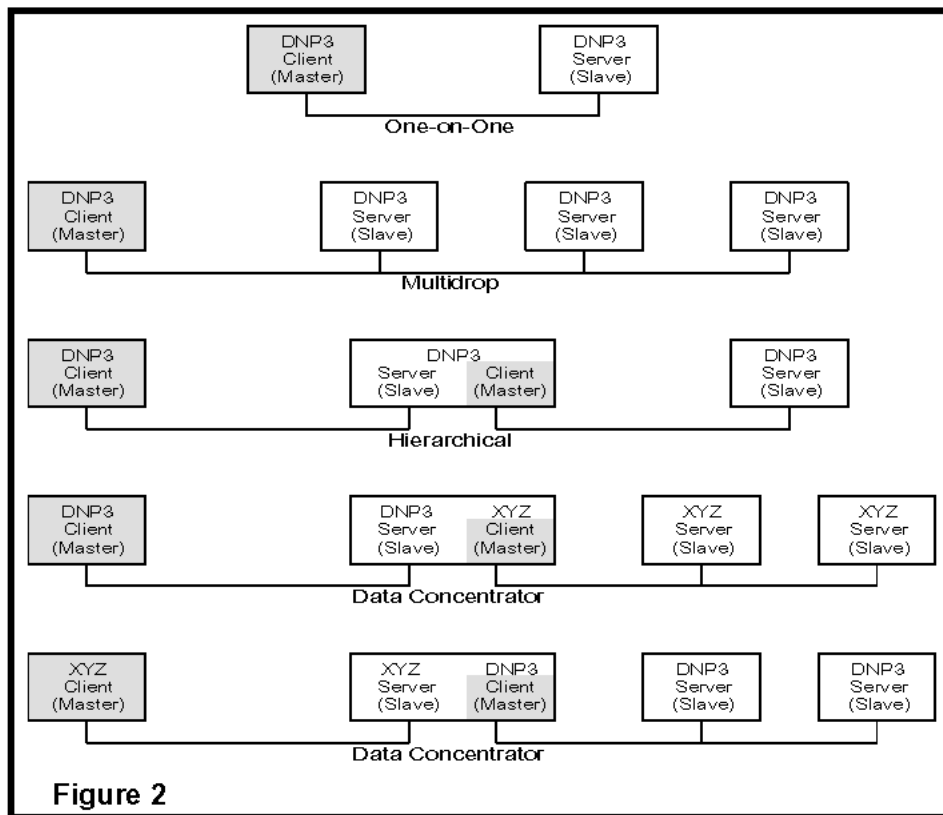


Figure 2 shows common system architectures in use today. At the top is a simple one-on-one system having one master station and one slave. The physical connection between the two is typically a dedicated or dial-up telephone line.

The second type of system is known as a multidrop design. One master station communicates with multiple slave devices. Conversations are typically between the client and one server at a time. The

master requests data from the first slave, then moves onto the next slave for its data, and continually interrogates each slave in a round robin order. The communication media is a multi-dropped telephone line, fiber optic cable, or radio. Each slave can hear messages from the master and is only permitted to respond to messages addressed to itself. Slaves may or may not be able to hear each other.

In some multidrop forms, communications are peer-to-peer. A station may operate as a client for gathering information or sending commands to the server in another station. And then, it may change roles to become a server to another station.

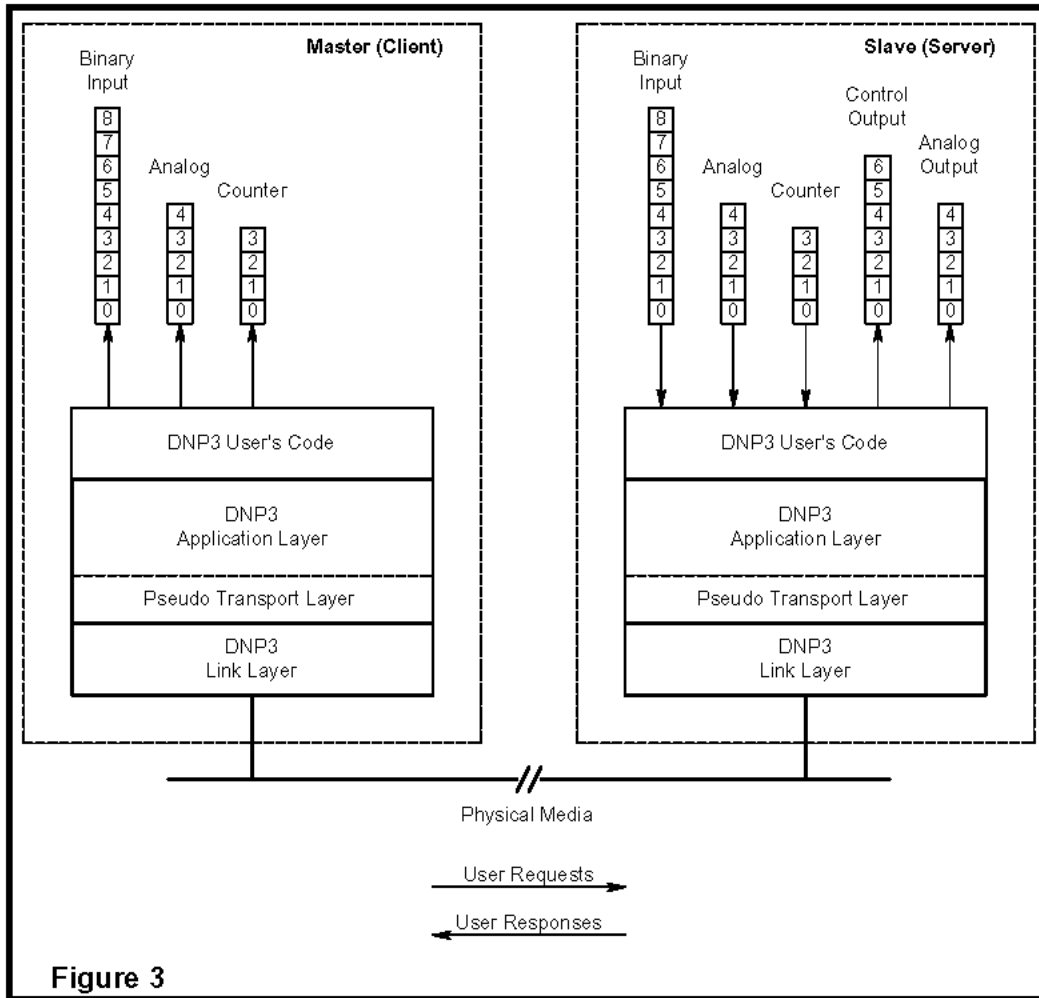
The middle row in Figure 2 shows a hierarchical type system where the device in the middle is a server to the client at the left and is a client with respect to the server on the right. The middle device is often termed a sub-master.

Both lines at the bottom of Figure 2 show data concentrator applications and protocol converters. A device may gather data from multiple servers on the right side of the figure and store this data in its database where it is retrievable by a master station client on the left side of the figure. This design is often seen in substations where the data concentrator collects information from intelligent devices for transmission to the master station.

In recent years, several vendors have used TCP/IP to transport DNP3 messages in lieu of the media discussed previously. Link layer frames, which we have not discussed, yet, are embedded into TCP/IP packets. This approach has enabled DNP3 to take advantage of Internet technology and permitted economical data collection and control between widely separated devices.

Many communication circuits between the devices are imperfect, as they are susceptible to noise and signal distortion.

The DNP3 software is layered to provide reliable data transmission and to offer an organized approach to the transmission of data and commands. Figure 3 shows the layering that was not shown in Figure 1.



**Figure 3**

The link layer has the responsibility of making the physical link reliable. It does this by providing error detection and duplicate frame detection. The link layer sends and receives packets, which, in DNP3 terminology, are called frames.

Sometimes transmission of more than one frame is necessary to transport all of the information from one device to another.

A DNP3 frame consists of a header and data section. The header specifies the frame size, which DNP3 station should receive the frame, which DNP3 device sent the frame, and data link control information. The data section is commonly called the payload and contains the data passed down from the layers above.

DNP3 Frame

Header	Data
--------	------

Header

Sync	Length	Link Control	Destination Address	Source Address	CRC
------	--------	--------------	---------------------	----------------	-----

Every frame begins with two sync bytes that help the receivers determine where the frame begins. The length specifies the number of octets in the remainder of the frame, not including CRC Check octets. The link control octet is used between sending and receiving link layers to coordinate their activities.

A destination address specifies which DNP3 device should process the data, and the source address identifies which DNP3 device sent the message. Having both destination and source addresses satisfies at least one requirement for peer-to-peer communications because the receiver knows where to direct its responses. 65520 individual addresses are available. Every DNP3 device must have a unique address within the collection of devices sending and receiving messages to and from each other. Three destination addresses are reserved by DNP3 to denote an all-call message, that is, the frame should be processed by all DNP3 devices. Thirteen addresses are reserved for special needs in the future.

The data payload in the link frame consists of a pair of CRC octets for every 16 data octets. This provides a high degree of assurance that communication errors can be detected. The maximum number of octets in the data payload is 250, not including the CRC octets. (The longest link layer frame is 292 octets if all the CRC and header octets are counted.)

One often hears the term "link layer confirmation" when DNP3 is discussed. A feature of DNP3's link layer is the ability for the transmitter of the frame to request the receiver to confirm that the frame arrived. Using this feature is optional, and often it is not employed. It provides an extra degree of assurance of reliable communications. If a confirmation is not received, the link layer may retry the transmission. Some disadvantages are the extra time required for confirmation messages and waiting for multiple timeouts when retries are configured.

It is the responsibility of the transport layer to break long messages into smaller frames sized for the link layer to transmit, or when receiving, to reassemble frames into the longer messages. In DNP3 the transport layer is incorporated into the application layer. The transport layer requires only a single octet within the message to do its work. Therefore, since the link layer can handle only 250 data octets, and one of those is used for the transport function, each link layer frame can hold as many as 249 application layer octets.

Application layer messages are broken into fragments. Fragment size is determined by the size of the receiving device's buffer. It normally falls between 2048 and 4096 bytes. A message that is larger than a one fragment requires multiple fragments. Fragmenting messages is the responsibility of the application layer.

Note that an application layer fragment of size 2048 must be broken into 9 frames by the transport layer, and a fragment size of 4096 needs 17 frames. Interestingly, it has been learned by experience that communications are sometimes more successful for systems operating in high noise environments if the fragment size is significantly reduced.

The application layer works together with the transport and link layers to enable reliable communications. It provides standardized functions and data formatting with which the user layer, above, can interact. Before functions, data objects, and variations can be discussed, the terms static, events, and classes need to be covered.

In DNP3, the term static is used with data and refers to the current value. Thus static binary input data refers to the present on or off state of a bi-state device. Static analog input data contains the value of an analog at the instant it is transmitted. One possibility that DNP3 allows is requesting some or all of the static data in a slave device.

DNP3 events are associated with something significant happening. Examples are state changes, values exceeding some threshold, snapshots of varying data, transient data, and newly available information. An event occurs when a binary input changes from an on to an off state, or when an analog value changes by more than its configured deadband limit. DNP3 provides the ability to report events with and without time stamps so that the client can generate a time sequence report. The user can direct DNP3 to request events. Usually, a client is updated more rapidly if it mostly polls for events from the server and only occasionally asks for static data as an integrity measure. The reason updates are faster is because the number of events generated between server interrogations is small, and, therefore, less data must be returned to the client.

DNP3 goes a step further by classifying events into three classes. When DNP3 was conceived, Class 1 events were considered as having a higher priority than Class 2 events, and Class 2 events were higher than Class 3 events. While that scheme can still be configured, some DNP3 users have developed other strategies more favorable to their operation for assigning events into the classes. The user layer can request the application layer to poll for Class 1, 2, or 3 events or any combination of them.

DNP3 has provisions for representing data in different formats. Examination of analog data formats is helpful to understanding the flexibility of DNP3. Static, current value, analog data can be represented by variation numbers as follows:

1. A 32 bit integer value with flag,
2. A 16 bit integer value with flag,
3. A 32 bit integer value,
4. A 16 bit integer value,
5. A 32 bit floating point value with flag, and
6. A 64 bit floating point value with flag.

The flag referred to is a single octet with bit fields indicating whether the source is online, value contains a restart value, communications with the source are lost, the data is forced, or the value is over range.

Not all DNP3 devices can transmit or interpret all six variations. Later DNP3 levels will be discussed, but for now, suffice it to say that DNP3 devices must be able to transmit the simplest variations, so that any receiver can interpret the contents.

Event analog data can be represented by these variations:

1. A 32 bit integer value with flag,
2. A 16 bit integer value with flag,
3. A 32 bit integer value with flag and event time,
4. A 16 bit integer value with flag and event time,
5. A 32 bit floating point value with flag,
6. A 64 bit floating point value with flag,
7. A 32 bit floating point value with flag and event time, and
8. A 64 bit floating point value with flag and event time.

The flag has the same bit fields as for the static variations.

It looks like a variation one or two analog event cannot be differentiated from a variation one or two static analog value. DNP3 solves this predicament by assigning object numbers. Static analog values are assigned as Object 30, and event analog values are assigned as Object 32. Static analog values, Object 30, can be formatted in one of six variations, and event analog values, Object 32, can be formatted in one of eight variations.

When a DNP3 server transmits a message containing response data, the message identifies the object number and variation of every value within the message. Object and variation numbers are also assigned for counters, binary inputs, controls, and analog outputs. In fact, all valid data types and formats in DNP3 are identified by object and variation numbers. Defining the allowable objects and variations helps DNP3 assure interoperability between devices. DNP3's basic documentation contains a library of valid objects and their variations.

The client's user layer formulates its request for data from the server by telling the application layer what function to perform, e.g., reading, and specifying which objects it wants from the server. The request can specify how many objects it wants, or it can specify specific objects, or a range of objects from index number x through index number y. The application layer then passes the request down through the transport layer to the link layer that, in turn, sends the message to the server. The link layer at the server checks the frames for errors and passes them up to the transport layer, where the complete message is assembled in the server's application layer. The application layer then tells the user layer which objects and variations were requested.

Responses work similarly, in that the server's user layer fetches the desired data and presents it to the application layer, which formats the data into objects and variations. Data is then passed downward, across the communication channel, and upward to the client's application layer. Once there, the data objects are presented to the user layer in a form that is native to the client's database.

Reading data was mentioned in the previous two paragraphs, but DNP3 software is designed to handle other functions. For one, the client can set the time in the server. The client can also transmit freeze accumulator requests, and it can transmit requests for control operations and setting of analog output values using select-before-operate or direct-operate sequences.

One area that has not been covered, yet, is transmission of unsolicited messages. This is a mode of operating where the server spontaneously transmits a response, possibly containing data, without having received a specific request for the data. Not all servers have this capability, but those that do must be configured to operate in this mode. This mode is useful when the system has many slaves and the master requires notification as soon as possible after a change occurs. Rather than waiting for a master station polling cycle to get around to it, the slave simply transmits the change.



To configure a system for unsolicited messages, a few basics need to be considered. First, spontaneous transmissions should generally occur infrequently; otherwise, too much contention can occur, and controlling media access via master station polling would be better. The second basic issue is that the server should have some way of knowing whether it can transmit without stepping on someone else's message in progress. DNP3 leaves specification of algorithms to the system implementer.

One last area of discussion involves implementation levels. The DNP3 organization recognizes that supporting every feature of DNP3 is not necessary for every device. Some devices are limited in memory and speed and do not need specific features, while other devices must have the more advanced features to accomplish their tasks. DNP3 organizes complexity into three levels. At the lowest level (Level 1), only very basic functions must be provided and all others are optional. Level 2 handles more functions, objects, and variations, and Level 3 is even more sophisticated. Within each level, only certain combinations of request formats and response formats are required. This was done to limit software code in clients and servers, while still assuring interoperability.

It should be apparent by now that DNP3 is a protocol that fits well into the data acquisition world. It transports data as generic values, it has a rich set of functions, and it was designed to work in a wide area communications network. The standardized approach of objects and variations, and link, transport, and application layers, plus public availability, all make DNP3 a protocol to be regarded.

This page intentionally left blank.

# CHAPTER 3

## Implementation Tables

OBJECT (NOTE: Only Objects marked with an asterisk are used by the Nexus® 1500/1500+ Meter)			REQUEST		RESPONSE	
Obj	Var	Description	Func Codes (dec)	Qual Codes (hex)	Func Codes (dec)	Qual Codes (hex)
1	0	Binary Input - All Variations	1	00,01,02,06		
1* <sup>a</sup>	1	Binary Input	1	00,01,02,06	129	01
1* <sup>a</sup>	2	Binary Input with Status	1	00,01,02,06	129	01
2	0	Binary Input Change - All Variations	1	06,07,08		
2* <sup>a</sup>	1	Binary Input Change without Time	1	06,07,08	129	28
2* <sup>a</sup>	2	Binary Input Change with Time	1	06,07,08	129	28
2	3	Binary Input Change with Relative Time	1	06,07,08		
10	0	Binary Output - All Variations	1	00,01,02,06		
10*	1	Binary Output	1	00,01,02,06		
10*	2	Binary Output Status	1	00,01,02,06	129	01
12	0	Control Block - All Variations				
12*	1	Control Relay Output Block	3, 4, 5, 6	17,28	129	echo of request
12	2	Pattern Control Block				
12	3	Pattern Mask				
20	0	Binary Counter - All Variations	1,7,8,11,12	00,01,02,06		
20* <sub>b</sub>	1	32-Bit Binary Counter	1	00,01,02,06	129	01
20* <sub>b</sub>	2	16-Bit Binary Counter	1	00,01,02,06	129	01
20	3	32-Bit Delta Counter	1	00,01,02,06		
20	4	16-Bit Delta Counter	1	00,01,02,06		
20* <sub>b</sub>	5	32-Bit Binary Counter without Flag	1	00,01,02,06	129	01

OBJECT (NOTE: Only Objects marked with an asterisk are used by the Nexus® 1500/1500+ Meter)			REQUEST		RESPONSE	
Obj	Var	Description	Func Codes (dec)	Qual Codes (hex)	Func Codes (dec)	Qual Codes (hex)
20* b	6	16-Bit Binary Counter without Flag	1	00,01,02, 06	129	01
20	7	32-Bit Delta Counter without Flag	1	00,01,02, 06		
20	8	16-Bit Delta Counter without Flag	1	00,01,02, 06		
21	0	Frozen Counter - All Variations	1	00,01,02, 06	129	01
21*	1	32-Bit Frozen Counter	1	00,01,02, 06	129	01
21*	2	16-Bit Frozen Counter	1	00,01,02, 06	129	01
21	3	32-Bit Frozen Delta Counter	1	00,01,02, 06		
21	4	16-Bit Frozen Delta Counter	1	00,01,02, 06		
21*	5	32-Bit Frozen Counter with Time of Freeze	1	00,01,02, 06	129	01
21*	6	16-Bit Frozen Counter with Time of Freeze	1	00,01,02, 06	129	01
21	7	32-Bit Frozen Delta Counter with Time of Freeze	1	00,01,02, 06		
21	8	16-Bit Frozen Delta Counter with Time of Freeze	1	00,01,02, 06		
21*	9	32-Bit Frozen Counter without Flag	1	00,01,02, 06	129	01
21*	10	16-Bit Frozen Counter without Flag	1	00,01,02, 06	129	01
21	11	32-Bit Frozen Delta Counter without Flag	1	00,01,02, 06		
21	12	16-Bit Frozen Delta Counter without Flag	1	00,01,02, 06		
22	0	Counter Change Event - All Variations	1	06,07,08		
22* a	1	32-Bit Counter Change Event without Time	1	06,07,08	129	28
22* a	2	16-Bit Counter Change Event without Time	1	06,07,08	129	28

OBJECT (NOTE: Only Objects marked with an asterisk are used by the Nexus® 1500/1500+ Meter)			REQUEST		RESPONSE	
Obj	Var	Description	Func Codes (dec)	Qual Codes (hex)	Func Codes (dec)	Qual Codes (hex)
22	3	32-Bit Delta Counter Change Event without Time	1	06,07,08		
22	4	16-Bit Delta Counter Change Event without Time	1	06,07,08		
22* <sub>a</sub>	5	32-Bit Counter Change Event with Time	1	06,07,08	129	28
22* <sub>a</sub>	6	16-Bit Counter Change Event with Time	1	06,07,08	129	28
22	7	32-Bit Delta Counter Change Event with Time	1	06,07,08		
22	8	16-Bit Delta Counter Change Event with Time	1	06,07,08		
23	0	Frozen Counter Event - All Variations	1	06,07,08		
23* <sub>a</sub>	1	32-Bit Frozen Counter Event without Time	1	06,07,08	129	28
23* <sub>a</sub>	2	16-Bit Frozen Counter Event without Time	1	06,07,08	129	28
23	3	32-Bit Frozen Delta Counter Event without Time	1	06,07,08		
23	4	16-Bit Frozen Delta Counter Event without Time	1	06,07,08		
23* <sub>a</sub>	5	32-Bit Frozen Counter Event with Time	1	06,07,08	129	28
23* <sub>a</sub>	6	16-Bit Frozen Counter Event with Time	1	06,07,08	129	28
23	7	32-Bit Frozen Delta Counter Event with Time	1	06,07,08		
23	8	16-Bit Frozen Delta Counter Event with Time	1	06,07,08		
30	0	Analog Input - All Variations	1,7,8	00,01,02,06		
30* <sub>d</sub>	1	32-Bit Analog Input	1	00,01,02,06	129	01
30* <sub>d</sub>	2	16-Bit Analog Input	1	00,01,02,06	129	01
30* <sub>d</sub>	3	32-Bit Analog Input without Flag	1	00,01,02,06	129	01
30* <sub>d</sub>	4	16-Bit Analog Input without Flag	1	00,01,02,06	129	01

OBJECT (NOTE: Only Objects marked with an asterisk are used by the Nexus® 1500/1500+ Meter)			REQUEST		RESPONSE	
Obj	Var	Description	Func Codes (dec)	Qual Codes (hex)	Func Codes (dec)	Qual Codes (hex)
31	0	Frozen Analog Input - All Variations	1	00,01,02,06		
31	1	32-Bit Frozen Analog Input	1	00,01,02,06		
31	2	16-Bit Frozen Analog Input	1	00,01,02,06		
31	3	32-Bit Frozen Analog Input with Time of Freeze	1	00,01,02,06		
31	4	16-Bit Frozen Analog Input with Time of Freeze	1	00,01,02,06		
31	5	32-Bit Frozen Analog Input without Flag	1	00,01,02,06		
31	6	16-Bit Frozen Analog Input without Flag	1	00,01,02,06		
32	0	Analog Change Event - All Variations	1	06,07,08		
32* <sub>a</sub>	1	32-Bit Analog Change Event without Time	1	06,07,08	129	28
32* <sub>a</sub>	2	16-Bit Analog Change Event without Time	1	06,07,08	129	28
32* <sub>a</sub>	3	32-Bit Analog Change Event with Time	1	06,07,08	129	28
32* <sub>a</sub>	4	16-Bit Analog Change Event with Time	1	06,07,08	129	28
33	0	Frozen Analog Event - All Variations	1	06,07,08		
33	1	32-Bit Frozen Analog Event without Time	1	06,07,08		
33	2	16-Bit Frozen Analog Event without Time	1	06,07,08		
33	3	32-Bit Frozen Analog Event with Time	1	06,07,08		
33	4	16-Bit Frozen Analog Event with Time	1	06,07,08		
40	0	Analog Output Status - All Variations	1	00,01,02,06		
40	1	32-Bit Analog Output Status	1	00,01,02,06		
40	2	16-Bit Analog Output Status	1	00,01,02,06		
41	0	Analog Output Block - All Variations	3,4,5,6	17,28		
41	1	32-Bit Analog Output Block	3,4,5,6	17,28		

OBJECT (NOTE: Only Objects marked with an asterisk are used by the Nexus® 1500/1500+ Meter)			REQUEST		RESPONSE	
Obj	Var	Description	Func Codes (dec)	Qual Codes (hex)	Func Codes (dec)	Qual Codes (hex)
41	2	16-Bit Analog Output Block	3,4,5,6	17,28		
50	0	Time and Date - All Variations	1	00,01,02, 06		
50	1	Time and Date	2	07 where quantity= 1		
50*	1	Time and Date	1	00, 01, 02, 06	129	01
50*	2	Time and Date with Interval	2	07 where quantity= 1		
50	2	Time and Date with Interval	1	00, 01, 02, 06	129	01
51	0	Time and Date CTO - All Variations				
51	1	Time and Date CTO				
51	2	Unsynchronized Time and Date CTO				
52	0	Time Delay - All Variations				
52	1	Time Delay Coarse				
52	2	Time Delay Fine	23	07 where quantity= 1	129	01
60	0					
60*	1	Class 0 Data	1	06	129	01
60*	2	Class 1 Data	1	06,07,08	129	01
60*	3	Class 2 Data	1	06,07,08	129	01
60*	4	Class 3 Data	1	06,07,08	129	01
70	1	File Identifier				
80*	1	Internal Indications	2	00 index=4, 7		
81	1	Storage Object				
82	1	Device Profile				
83	1	Private Registration Object				
83	2	Private Registration Object Descriptor				
90	1	Application Identifier				
100	1	Short Floating Point				

OBJECT (NOTE: Only Objects marked with an asterisk are used by the Nexus® 1500/1500+ Meter)			REQUEST		RESPONSE	
Obj	Var	Description	Func Codes (dec)	Qual Codes (hex)	Func Codes (dec)	Qual Codes (hex)
100	2	Long Floating Point				
100	3	Extended Floating Point				
101	1	Small Packed Binary-Coded Decimal				
101	2	Medium Packed Binary-Coded Decimal				
101	3	Large Packed Binary-Coded Decimal				
		No object (Cold Restart)	13			

- a – invalid variable defaults to 1
- b – Invalid variable defaults to 5
- c – Invalid variable defaults to 9
- d – Invalid variable defaults to 3



## CHAPTER 4

---

### Time Synchronization

The Nexus® meter supports Time Synchronization using DNP protocol. Using the Device Profile's programmable settings, the Nexus® meter can be configured to request Time Synchronization from the DNP Master. Requests can be made at intervals from once per minute to once per day. Optionally, the meter can be configured to **never** request Time Synchronization.

The synchronization intervals can be set from one minute to 1440 minutes, with one minute increments.

This page intentionally left blank.

## CHAPTER 5

### DNP Mapping Configuration

---

#### 5.1: Static Objects

The Nexus® meter can be programmed to select which readings are mapped to DNP Static Points. Static Points are always returned in Class 0 Polls. The Nexus® meter supports the following Static Point configurations:

- Up to 64 readings can be mapped to Static Binary Input points (Object 1). Selectable and configurable in 8 groups of 8 points, selections for these points include Static Inputs and Limit States.
- Up to 16 relays and up to 8 resets and actions are mapped to Static Binary Output points (Object 10). Individually configurable, these points represent up to 16 relays and 8 resets (7 resets for the Nexus® 1450 meter) that a Nexus® meter can control. These points support operations using Control Relay Output Block points (Object 12).
- Up to 32 readings may be mapped to Static Binary Counter points (Object 20). Individually selectable and configurable, selections for these points include Energy (Wh, VARh and VAh), by Quadrant and by Sign, in Primary and Secondary. Configuration of Binary Counter points includes customizable scaling by powers of 10.
- Up to 64 readings may be mapped to Static Analog Input points (Object 30), except for the 1262/1272 meters which support up to 32 readings. Individually selectable and configurable, selections for these points include Voltage, Current, Power and Harmonic values.

#### 5.2: Frozen Points

The Nexus® meter supports the Freeze Command. When a Static point is frozen, its value is copied to a Frozen Point. Frozen Points are returned in Class 0 poll. Freeze commands are supported for the following Object:

- Static Binary Counter points (Object 20) produce Frozen Binary Counter points (Object 21). Immediate Freeze (Function Code 7), Immediate Freeze/No-Ack (Function Code 8), Freeze and Clear (Function Code 9), Freeze with Time (Function Code 11) and Freeze with Time/No-Ack (Function Code 12) are supported; except for the 1450 meter which does not support function codes 11 and 12.

#### 5.3: Change and Events Points (Report by Exception)

Static Points are monitored for changes over time. If a significant change occurs, Change or Change Event points may be recorded. Change and Change Event points can be configured to be returned in Class 1, 2 or 3 polls. The scan time of all Nexus® meters except for the 1450, for all points is one second except Tenth Second Readings; the scan time for the Nexus® 1450 meter is one second for all data points. Changes and Change Events are supported for the following Objects:

- Transitions in Static Binary Input points (Object 1) produce Binary Input Change points (Object 2).

- Static Binary Counter points (Object 20), which change by more than a programmable value, produce Counter Change Event points (Object 22).
- Static Analog Input points (Object 30), which change by more than a programmable percentage, produce Analog Change Event points (Object 32).

Whenever Static points are frozen, Frozen Event points may be recorded. Frozen Event points can be configured to be returned in Class 1, 2 or 3. Frozen Events are supported for the following Objects:

- Static Binary Counter points (Object 20) produce Frozen Counter Event points (Object 23).

The Nexus® meter can record up to 250 Event Data points.

## 5.4: Control Relay Output Block

Up to 16 relays and up to 8 resets and actions are mapped to Static Binary Output points (Object 10). Individually configurable, these points represent up to 16 relays and 8 resets that a Nexus® meter can control. These points support operations using Control Relay Output Block points (Object 12). Select (Function 3), Operate (Function 4), Direct Operate (Function 5) and Direct Operate/No-Ack (Function 6) functions are supported.

The Nexus® meter supports control of one relay at a time. Latch On (Control Code 3) and Latch Off (Control Code 4) control codes are supported. Pulse On and Off are also supported.

# CHAPTER 6

## Customizing DNP V3.0 Configuration Using Communicator EXT™ Software

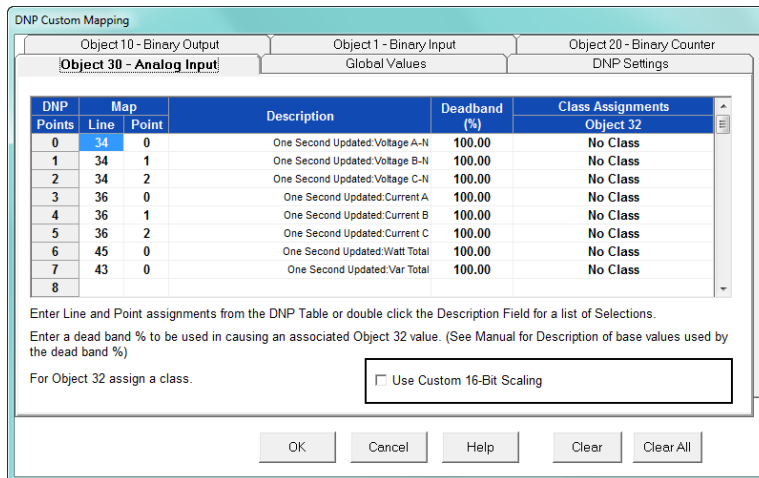
A Nexus® meter can measure more than 3000 DNP Static Points, but not all points can be polled at a time. In order for the meter to have the appropriate data, the user should customize the DNP Point Map. This can be done easily using Communicator EXT™ software. Up to 250 points of Event Data can be created in the Nexus® meter.

### 6.1: Connecting to Communicator EXT™ Software

1. Open Communicator EXT™ software by double-clicking on its icon or selecting **Start/Programs/Electro Industries/Communicator EXT**.
2. Connect to the meter. Either:
  - Click on **Quick Connect**, check the settings and click **Connect**
  - Click on **Connection Manager**, select a location and click **Connect**.

See Chapter 3 of the *Communicator EXT™ 4.0 and MeterManager EXT Software User's Manual* for complete connection instructions.

3. Once a connection is made, a Status Bar appears, showing a Healthy status. Click **OK**.
4. Click the **Profile** icon. A pop-up window tells you that data is being retrieved. When the **Device Profile** screen displays, click **General Settings/DNP Custom Classes Map/DNP Level 2**. A set of programming screens appears: these are the **DNP Custom Mapping** screens. The tabs at the top of the screen allow you to select the specific screen you want.



## 6.2: Analog Input (Object 30)

A Nexus® meter can use up to 64 Analog Input points, except for the 1262/1272 meters which can use up to 32 Analog Input points. Values available for Analog Input use can be found in the Nexus® DNP Object Mapping (Chapter 7 of this manual). Only Class 0 is used when polling Analog Input (Object 30) Data. Class 1, 2 or 3 is used when polling Analog Change Event (Object 32) Data.

### Line, Point, Description

Double-click on the box under Description. A window will appear. Choose a type of data and a channel and click **OK**. The corresponding numbers for the selected data and channel will appear in the Line and Point columns. Line and Point Numbers can also be found in the DNP Object Mapping (Chapter 7 of this manual).

For example, *One Second Phase A-N Voltage* is EIG Line Number 34 and Point Number 0 in the DNP Object Mapping. Write these numbers into the Object 30 – Analog Input window of the Communicator EXT screen. When the Line and Point Numbers are written, the software will fill in the description. Repeat for each desired Analog Input Point. Click **OK** to return to the main Communicator EXT screen. Click **Update Device** to update the meter.

The Nexus® meter scans those points every second (except for *Tenth Second Readings*). *Tenth Second Readings* (Line 18 to 32) are scanned as soon as the meter detects a change (as often as every 50 milliseconds). The Nexus® 1450 meter scans all data points every second.

### Deadband (%), Object 32

Any DNP Static Point can be configured to create DNP Event Points. Deadband and Class Assignments on the Object 32 screen are used to configure Analog Change Event Points. In order to create Event Data, Object 32 Points must be assigned to Class 1, 2 or 3. Each point can have a different Class assignment.

Deadband (%) will define the boundary value for that point. For example, suppose *One Second Phase to Neutral Volts AN* is programmed and the *Voltage Full Scale* is 120.00V for the meter. Entering 10% for Deadband will define the boundary value of 12V (10% of 120V). Every second, new Static Data is scanned for *One Second Phase to Neutral Volts AN*. If the new data is different from the previous standard value by the boundary value, an Analog Change Event will be created.

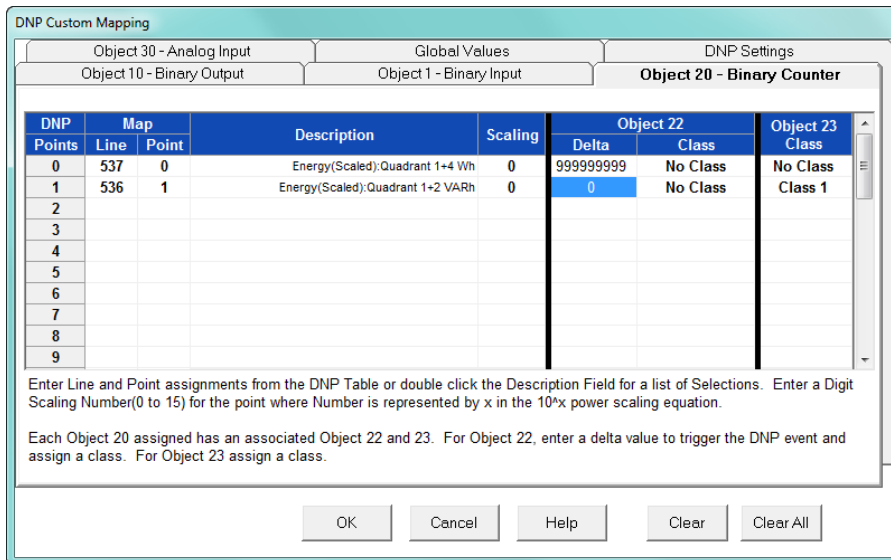
For example, if the previous standard value is 110 and new data is lower than 98V or higher than 122V, a new Analog Change Event Point will be created. The new value then becomes the previous standard value for future scans.

Analog Input Points have various Full Scales values due to different data types (Volts, Amps, Watts, etc.). These Full Scale values are used for Exception Polling in DNP. Some Full Scale values are programmable by users and others have fixed numbers.

Full Scale values are 4-byte integer numbers.  
The units are as follows:

<b>Analog Input</b>	<b>Full Scale</b>	<b>Unit</b>
I A, B, C, Nc	Programmable	1/65536 Amps
I Nm	Programmable	1/65536 Amps
V AN, BN, CN	Programmable	1/65536 Volts
V AB, BC, CA	Programmable	1/65536 Volts
V Aux	Programmable	1/65536 Volts
Power Phase	Programmable	1/65536 Watts
Power Total	Programmable	1/65536 Watts
Frequency	Programmable	1/65536 Hz
Power Factor	4000	0.001 PF
Angles	18000	0.001 PF
Percent	10000	0.01 %
K-Factor	500	0.01
TOU Ratio	N/A	N/A
Temperature	1000	0.1
Flicker	65536	0.0001
In Interval	1000	1000
Day of Week	6	1
Sequence	1	1
Status	100	1
Ave Select	100	1
Delay	100	1
Log Index	100	1
Countdown	100	1

For example, in order to find out if there is new log data, use a Log Index Number. One of the Log Index Numbers (Last Index) will increase when a new log is created. In Object 30, Program Last Log Record Index: Waveform Log (Line 499, Point 7). Input Deadband 1.00% and assign a Class. The exception data will be created when the Index Number increases by one.



### 6.3: Binary Counter (Object 20)

A Nexus® meter can use up to 32 Binary Counter Points. Values available for Binary Counter use can be found in the DNP Object Mapping (Chapter 7 of this manual). Only Class 0 is used when polling Binary Counter (Object 20) Data and Frozen Counter (Object 21) Data. Class 1, 2 or 3 is used when polling Counter Event (Object 22) Data and Frozen Counter Event (Object 23) Data.

#### Line, Point, Description

Double-click on the box under Description. A window will appear. Choose a type of data and a channel and click **OK**. The corresponding numbers for the selected data and channel will appear in the Line and Point columns. Line and Point Numbers can also be found in the DNP Object Mapping (Chapter 7 of this manual).

For example, *VA hour* has Line Number 133 and Point Number 0 in the DNP Object Mapping. Write those numbers into the Object 20- Binary Counter window of Communicator EXT. When the Line and Point Numbers are written, the software fills in the description on the screen. Repeat for each desired Binary Counter Point. **Update** the device. The Nexus® meter scans the selected points every second.

#### Scaling

A Nexus® meter can measure its Binary Counter value using up to a 16-digit number (0 to 9,999,999,999,999,999). DNP Binary Counter Points use up to 32 bits. That means that the range is 0 to 4,294,967,295 (0x0FFFFFFF). This maximum number is only a 10-digit number. In order to deal with a 16-digit number, scaling is necessary.

Scaling is used to select a unit in powers of 10: 1 = x10, 2 = x100 and so on. The Scaling value can be 0 to 15.

For example, if the value inside the meter is 3,000,000 and a Scaling value of 2 (x100) is used, the Binary Counter value will be reported as 30000. The actual value is 30000x100 = 3,000,000.

Note that scaling is only applied to certain data points where the meter internal value exceeds 4,294,967,295; this scaling setting does not apply to scaled energy values.



## **Delta, Object 22**

Any DNP Static Point can be configured to create DNP Event Points. Delta and Class Assignments on the Object 22 screen are used to configure Counter Change Event Points. In order to create Event Data, Object 22 must be assigned to Class 1, 2 or 3. Each point can have a different Class Assignment.

The Delta value defines the boundary value for that point.

For example, suppose *VA hour* is programmed and the Delta is 5. That represents 5 increments from the returned 32-bit Binary Counter value. Every second, new Static Data is scanned for *VA hour*. If new data is different from the previous standard value by the Delta value, the Counter Change Event Data will be created. That means, if the previous standard polled value is *50000 VA hour* and if the *VA hour* reading increases to *50005*, it will create a Counter Change Event Point for *VA hour* and *50005 VA hour* will become the previous standard value for the next Static Data.

The Scaling setting for a point also applies to the Delta value. If Delta is 5 and Scaling is 2, this indicates a 500-count change in the internal representation.

Note that for scaled energy values the delta setting is not adjusted to scale format, which should be taken into consideration when setting up DNP. For example on a scaled energy value with a format of digits=8, decimal places=3, unit=1, value = 123.456 Wh, the Object 22 delta value of 10,000 is equivalent of 10.000 Wh.

## **Object 23**

Frozen Analog Event (Object 23) will be created if Object 23 is assigned to Class 1, 2 or 3.

DNP Custom Mapping

Object 30 - Analog Input      Global Values      DNP Settings

Object 10 - Binary Output      **Object 1 - Binary Input**      Object 20 - Binary Counter

DNP Points	Map		Description	Class Assignments
	Line	Point		Object 2
0 - 7	233	0	Internal Inputs States: Inputs 1-8	Class 2
8 - 15	234	0	Digital Input States 1 - 8, Card 1: 1-8	Class 2
16 - 23				
24 - 31				
32 - 39				
40 - 47				
48 - 55				
56 - 63				

Enter Line and Point assignments from the DNP Table or double click the Description Field for a list of Selections.

DNP Points are assigned in Groups of 8. Entering an Point selects that point and the next 7 in succession. Each Object 1 assigned has an associated Object 2.

OK    Cancel    Help    Clear    Clear All

## 6.4: Binary Input (Object 1)

A Nexus® meter can use up to 64 Binary Input Points. Values available for Binary Input use can be found in the DNP Object Mapping (Chapter 7 of this manual). Only Class 0 is used when polling Binary Input (Object 1) Data. Class 1, 2 or 3 is used when polling Binary Input Change (Object 2) Data.

### Line, Point, Description

Double-click on the box under Description. A window will appear. Choose a type of data and a channel and click **OK**. The corresponding numbers for the selected data and channel will appear in the Line and Point columns. Line and Point Numbers for a Binary Input value can also be found in the DNP Object Mapping (Chapter 7 of this manual).

For example, *1 Cycle High Speed Input Delta and Current State* has Line Number 16 and Point Number 0 in the DNP Object Mapping. Write those numbers into the Object 1 – Binary Input window of Communicator EXT. When the Line and Point Numbers are written, the software fills in the description on the screen. Repeat for each desired Binary Input Point. **Update** the device. The Nexus® meter scans the selected points every second.

### Object 2

Any DNP Static Point can be configured to create a DNP Event Points. Class Assignments on the Object 2 screen are used to configure Binary Input Change Event Points. In order to create Event Data, Object 2 Points must be assigned to Class 1, 2 or 3.

Each point can have a different Class Assignment.

The screenshot shows the 'DNP Custom Mapping' window with three tabs: 'Object 30 - Analog Input', 'Global Values', and 'DNP Settings'. The 'DNP Settings' tab is active, showing 'Object 10 - Binary Output' and 'Object 20 - Binary Counter'. A table lists DNP Points 0-15 with corresponding Relay #s 1-16, all with 'Enable' checked. A second table lists DNP Points 16-23 with specific actions and 'Enable' checked. Below the tables are instructions and control buttons.

DNP Point	0	1	2	3	4	5	6	7	8	9	10	11	12	13	14	15
Relay #	1	2	3	4	5	6	7	8	9	10	11	12	13	14	15	16
Enable	<input checked="" type="checkbox"/>	<input checked="" type="checkbox"/>	<input checked="" type="checkbox"/>	<input checked="" type="checkbox"/>	<input checked="" type="checkbox"/>	<input checked="" type="checkbox"/>	<input checked="" type="checkbox"/>	<input checked="" type="checkbox"/>	<input checked="" type="checkbox"/>	<input checked="" type="checkbox"/>	<input checked="" type="checkbox"/>	<input checked="" type="checkbox"/>	<input checked="" type="checkbox"/>	<input checked="" type="checkbox"/>	<input checked="" type="checkbox"/>	<input checked="" type="checkbox"/>

DNP Point	Actions	Enable
16	Log Reset	<input checked="" type="checkbox"/>
17	Maximum Reset	<input checked="" type="checkbox"/>
18	Minimum Reset	<input checked="" type="checkbox"/>
19	Energy Reset	<input checked="" type="checkbox"/>
20	Reset Time Of Use Current Season and Current Month	<input checked="" type="checkbox"/>
21	Manual Waveform Capture	<input checked="" type="checkbox"/>
22	Reset Internal Input Accumulations and Aggregations	<input checked="" type="checkbox"/>
23	Reset Unit to Boot Mode - Default Communication Settings	<input checked="" type="checkbox"/>

Check the box to enable the function to be able to be controlled by DNP.  
Relay Status and Reset Status are polled using Object 10  
For Controlling relays and performing Resets, Object 12 is used.

OK Cancel Help Clear Clear All

## 6.5: Binary Output (Object 10)

Class 0 is used when polling Binary Output (Object 10) Data.

Nexus® 1252/1262/1272/1450 meters have optional External Relay Output modules Up to 4 modules can be attached to each meter; each Relay Module has 4 Relay Outputs.

Nexus® 1500/1500+ meters have both built-in options (Relay Option boards) and external options (Relay External modules).

- The 1500/1500+meter can accept up to 2 Relay Option boards, consisting of 6 relays on each board, for a total of 12 relays if both boards are installed. Relay indices 1 to 6 are for relays in the first relay board; Relay indices 7 to 12 are for relays in the second relay board.
- The 1500/1500+ meter can accept just one External Relay module consisting of 4 relays.
- The 1500/1500+ meter can be configured for up to 16 relays. The 16 relays can consist of a combination of Relay Option boards and Relay External module. The table below shows the possible arrangements.

Arrangement	Options boards	External Modules
1	No card	Relays 13 to 16 (Module 4)
2	First Card: Relays 1 to 6	Relays 13 to 16 (Module 4)
3	Second Card: Relays 7 to 12	Relays 13 to 16 (Module 4)
4	First and Second Cards: Relays 1 to 12	Relays 13 to 16 (Module 4)

To allow control of a relay by DNP, check its box. If unchecked, the relay will not be controlled by DNP. The Master in DNP protocol can control 16 relays. In order to do that, each relay box should be checked and the Nexus® meter should be updated with this profile.

**Example 1 - The Master can control Relay 1 by sending this message (Meter Address 1, Master Address 10):**

```

05 64

18 C4 01 00 0A 00 6C 1A
C0

C0 05
06
01 17 01
00 03 01 01 00 00 00 00 00 3B EF 00 00 00 FF FF

```

**Example 2 – The Master can control Relay 2 by sending this message:**

```

05 64

18 C4 01 00
0A 00 6C 1A
C0

C1 05
0C
01 17 01
01 03 01 01 00 00 00 00 00 E2 5F 00 00 00 FF FF

```

The Master not only controls relays but also can do various resets. Each box should be checked in order for the Master to do the reset.

**Example 3 – The Master can do a Log Reset by sending this message:**

```
05 04
18 C4 01 00 0A 00 6C 1A
C0
C2 05
0C
01 17 01
10 03 01 01 00 00 00 00 C5 1B 00 00 00 FF FF
```

**Example 4 – The Master can do an Energy Reset by sending this message:**

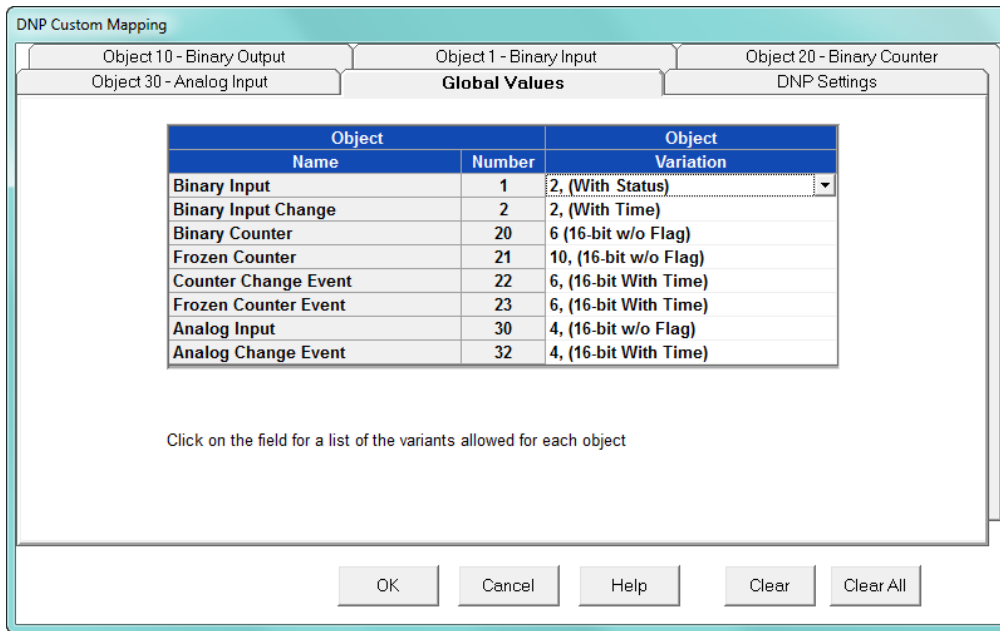
```
05 04
18 C4 01 00 0A 00 6C 1A
C0
C3 05
0C
01 17 01
13 03 01 01 00 00 00 00 E7 5B 00 00 00 FF FF
```

**NOTE:** All previous examples are done with Function 5 (Direct Operate Relay) using Qualifier 0x17.

Relay Status and Reset Status can be polled using Object 10.  
 For Controlling Relays and performing Resets and Actions, Object 12 is used.  
 The Point Numbers for Relays and Resets are as follows:

<b>Points</b>	<b>Assignment</b>
0	Relay 1
1	Relay 2
2	Relay 3
3	Relay 4
4	Relay 5
5	Relay 6
6	Relay 7
7	Relay 8
8	Relay 9
9	Relay 10
10	Relay 11
11	Relay 12
12	Relay 13
13	Relay 14
14	Relay 15
15	Relay 16
16	Log Reset
17	Maximum Reset
18	Minimum Reset
19	Energy Reset
20	Reset Time of Use Current Season and Current Month
21	Manual Waveform Capture
22	Reset Internal Input Accumulations and Aggregations
23	Reset Unit to Boot Mode – Default Communication Settings

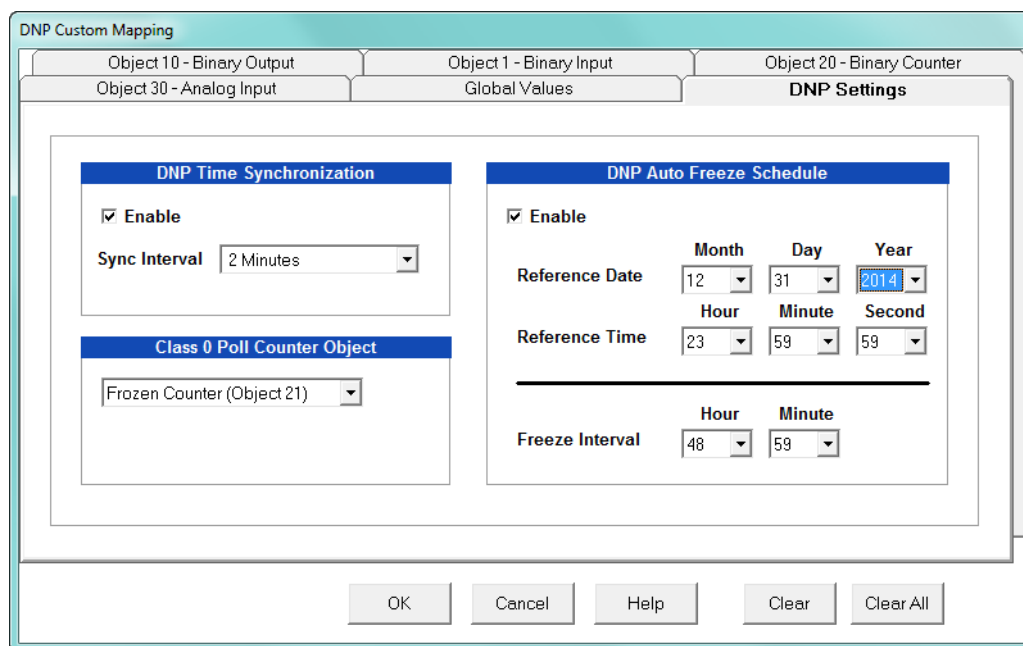
To allow control of a relay by DNP, check its box. If unchecked, the relay will not be controlled by DNP. The Master in DNP protocol can control 16 relays. In order to do that, each relay box should be checked and the Nexus® meter should be updated with this profile.



## 6.6: Global Values

Each Object can be polled by Variation 0. In this window, you can assign a default variation to be returned for each Object.

Analog Input and Analog Change Event should be configured as 16-bit for the Nexus® 1450 meter in order to fully utilize the meter's 16-bit scaled format (either fixed scale or custom scale).



## 6.7: DNP Settings

In this window, you can enable DNP Time Synchronization. The Time Interval is the amount of time the device waits before requesting Time Synchronization from the Master (using IINI-4). The Time Interval is configurable from 1 minute to 1 day in 1-minute intervals.

**NOTE:** The initial factory setting is **Not Enabled**.

Class 0 Poll Counter Object allows you to select Binary Counter (Obj. 20) or Frozen Counter (Obj. 21) for a Class 0 Poll. DNP Auto Freeze Schedule enables and sets the interval for a Class 0 Poll.

Click the **OK** button to save any new settings.

**NOTE:** The **Clear All** button clears **all** assigned items on all the DNP Custom Mapping screens; the **Clear** button clears only the items on the current screen.

- The Nexus® 1450 meter does not have the DNP auto Freeze Schedule settings.
- The Nexus® 1500+ meter has an additional section of settings for the Unsolicited Response feature. Please refer to Chapter 9 for a detailed explanation of the Unsolicited Response feature. This chapter explains how to set the feature using Communicator EXT™ software. See the example screen on the next page.



Note that unsolicited response can only take place through a serial port connection. The settings for unsolicited response are as follows:

- Enable – check the box to enable unsolicited response – un-check it to disable unsolicited response.
- Disable on startup – this setting disables (Yes) or enables (No) the sending of a null (empty) message to the master device, on meter startup.
- Destination Address – enter the destination address of the master device to which the unsolicited response will be sent. The allowable range is from 1 to 65519.
- Confirmation Timeout – enter the amount of time that the meter will wait for a confirmation back from the master device. This is also the amount of time between transmissions of unconfirmed unsolicited responses. The range of allowable values is from 1 second to 60 seconds.
- Number of Retries – enter the number of unsolicited retries that the meter will transmit in each unsolicited response series, if it does not receive confirmation back from the master device. The configured value includes identical and regenerated retry messages. The allowable values are from 1 to 16. Selecting 16 causes continual retries, until there is a response.
- Enable Unsolicited Response For – the meter can monitor all data points from 3 DNP3 Classes, which can then be included inside unsolicited response messages. Check the box next to Class 1, Class 2 and/or Class3 to include data from those classes; uncheck the boxes to not send data from those classes in unsolicited response messages.

Click OK to save your settings.

This page intentionally left blank.

OBJECT	EIG LINE	EIG POINT	Description	Range	Units	Type
<b>Object 1 - Binary Input</b>						
1	16	0	HSI Delta Input 1			F2
1	16	1	HSI Delta Input 2			F2
1	16	2	HSI Delta Input 3			F2
1	16	3	HSI Delta Input 4			F2
1	16	4	HSI Delta Input 5			F2
1	16	5	HSI Delta Input 6			F2
1	16	6	HSI Delta Input 7			F2
1	16	7	HSI Delta Input 8			F2
1	16	8	HSI Current State Input 1			F3
1	16	9	HSI Current State Input 2			F3
1	16	10	HSI Current State Input 3			F3
1	16	11	HSI Current State Input 4			F3
1	16	12	HSI Current State Input 5			F3
1	16	13	HSI Current State Input 6			F3
1	16	14	HSI Current State Input 7			F3
1	16	15	HSI Current State Input 8			F3
1	231	0	Limit State, Value 1 Comparison, Limit 8			F11
1	231	1	Limit State, Value 1 Comparison, Limit 7			F11
1	231	2	Limit State, Value 1 Comparison, Limit 6			F11
1	231	3	Limit State, Value 1 Comparison, Limit 5			F11
1	231	4	Limit State, Value 1 Comparison, Limit 4			F11
1	231	5	Limit State, Value 1 Comparison, Limit 3			F11
1	231	6	Limit State, Value 1 Comparison, Limit 2			F11
1	231	7	Limit State, Value 1 Comparison, Limit 1			F11
1	231	8	Limit State, Value 1 Comparison, Limit 16			F11
1	231	9	Limit State, Value 1 Comparison, Limit 15			F11
1	231	10	Limit State, Value 1 Comparison, Limit 14			F11
1	231	11	Limit State, Value 1 Comparison, Limit 13			F11
1	231	12	Limit State, Value 1 Comparison, Limit 12			F11
1	231	13	Limit State, Value 1 Comparison, Limit 11			F11
1	231	14	Limit State, Value 1 Comparison, Limit 10			F11
1	231	15	Limit State, Value 1 Comparison, Limit 9			F11
1	231	16	Limit State, Value 1 Comparison, Limit 24			F11
1	231	17	Limit State, Value 1 Comparison, Limit 23			F11
1	231	18	Limit State, Value 1 Comparison, Limit 22			F11
1	231	19	Limit State, Value 1 Comparison, Limit 21			F11

OBJECT	EIG LINE	EIG POINT	Description	Range	Units	Type
1	231	20	Limit State, Value 1 Comparison, Limit 20			F11
1	231	21	Limit State, Value 1 Comparison, Limit 19			F11
1	231	22	Limit State, Value 1 Comparison, Limit 18			F11
1	231	23	Limit State, Value 1 Comparison, Limit 17			F11
1	231	24	Limit State, Value 1 Comparison, Limit 32			F11
1	231	25	Limit State, Value 1 Comparison, Limit 31			F11
1	231	26	Limit State, Value 1 Comparison, Limit 30			F11
1	231	27	Limit State, Value 1 Comparison, Limit 29			F11
1	231	28	Limit State, Value 1 Comparison, Limit 28			F11
1	231	29	Limit State, Value 1 Comparison, Limit 27			F11
1	231	30	Limit State, Value 1 Comparison, Limit 26			F11
1	231	31	Limit State, Value 1 Comparison, Limit 25			F11
1	232	0	Limit State, Value 2 Comparison, Limit 8			F11
1	232	1	Limit State, Value 2 Comparison, Limit 7			F11
1	232	2	Limit State, Value 2 Comparison, Limit 6			F11
1	232	3	Limit State, Value 2 Comparison, Limit 5			F11
1	232	4	Limit State, Value 2 Comparison, Limit 4			F11
1	232	5	Limit State, Value 2 Comparison, Limit 3			F11
1	232	6	Limit State, Value 2 Comparison, Limit 2			F11
1	232	7	Limit State, Value 2 Comparison, Limit 1			F11
1	232	8	Limit State, Value 2 Comparison, Limit 16			F11
1	232	9	Limit State, Value 2 Comparison, Limit 15			F11
1	232	10	Limit State, Value 2 Comparison, Limit 14			F11
1	232	11	Limit State, Value 2 Comparison, Limit 13			F11
1	232	12	Limit State, Value 2 Comparison, Limit 12			F11
1	232	13	Limit State, Value 2 Comparison, Limit 1			F11
1	232	14	Limit State, Value 2 Comparison, Limit 10			F11
1	232	15	Limit State, Value 2 Comparison, Limit 9			F11
1	232	16	Limit State, Value 2 Comparison, Limit 24			F11
1	232	17	Limit State, Value 2 Comparison, Limit 23			F11
1	232	18	Limit State, Value 2 Comparison, Limit 22			F11
1	232	19	Limit State, Value 2 Comparison, Limit 21			F11
1	232	20	Limit State, Value 2 Comparison, Limit 20			F11
1	232	21	Limit State, Value 2 Comparison, Limit 19			F11
1	232	22	Limit State, Value 2 Comparison, Limit 18			F11
1	232	23	Limit State, Value 2 Comparison, Limit 17			F11
1	232	24	Limit State, Value 2 Comparison, Limit 32			F11

OBJECT	EIG LINE	EIG POINT	Description	Range	Units	Type
1	232	25	Limit State, Value 2 Comparison, Limit 31			F11
1	232	26	Limit State, Value 2 Comparison, Limit 30			F11
1	232	27	Limit State, Value 2 Comparison, Limit 29			F11
1	232	28	Limit State, Value 2 Comparison, Limit 28			F11
1	232	29	Limit State, Value 2 Comparison, Limit 27			F11
1	232	30	Limit State, Value 2 Comparison, Limit 26			F11
1	232	31	Limit State, Value 2 Comparison, Limit 25			F11
1	233	0	Low Speed Input 1			F12
1	233	1	Low Speed Input 2			F12
1	233	2	Low Speed Input 3			F12
1	233	3	Low Speed Input 4			F12
1	233	4	Low Speed Input 5			F12
1	233	5	Low Speed Input 6			F12
1	233	6	Low Speed Input 7			F12
1	233	7	Low Speed Input 8			F12
1	234	0	12x2 meters/1450 - Digital Input 1, Module 1; 1500+ meter - Digital Input Option Board 1, Slot 3			F13
1	234	1	12x2 meters/1450 - Digital Input 2, Module 1; 1500+ meter - Digital Input Option Board 2, Slot 3			F13
1	234	2	12x2 meters/1450 - Digital Input 3, Module 1; 1500+ meter - Digital Input Option Board 3, Slot 3			F13
1	234	3	12x2 meters/1450 - Digital Input 4, Module 1; 1500+ meter - Digital Input Option Board 4, Slot 3			F13
1	234	4	12x2/1450 meters - Digital Input 5, Module 1; 1500+ meter - Digital Input Option Board 5, Slot 3			F13
1	234	5	12x2/1450 meters - Digital Input 6, Module 1; 1500+ meter - Digital Input Option Board 6, Slot 3			F13
1	234	6	12x2/1450 meters - Digital Input 7, Module 1; 1500+ meter - Digital Input Option Board 7, Slot 3			F13
1	234	7	12x2/1450 meters - Digital Input 8, Module 1; 1500+ meter - Digital Input Option Board 8, Slot 3			F13
1	236	0	12x2/1450 meters - Digital Input 1, Module 2; 1500+ meter - Digital Input Option Board 9, Slot 3			F13
1	236	1	12x2/1450 meters - Digital Input 2, Module 2; 1500+ meter - Digital Input Option Board 10, Slot 3			F13
1	236	2	12x2/1450 meters - Digital Input 3, Module 2; 1500+ meter - Digital Input Option Board 11, Slot 3			F13

OBJECT	EIG LINE	EIG POINT	Description	Range	Units	Type
1	236	3	12x2/1450 meters - Digital Input 4, Module 2; 1500+ meter - Digital Input Option Board 12, Slot 3			F13
1	236	4	12x2/1450 meters - Digital Input 5, Module 2; 1500+ meter - Digital Input Option Board 13, Slot 3			F13
1	236	5	12x2/1450 meters - Digital Input 6, Module 2; 1500+ meter - Digital Input Option Board 14, Slot 3			F13
1	236	6	12x2/1450 meters - Digital Input 7, Module 2; 1500+ meter - Digital Input Option Board 15, Slot 3			F13
1	236	7	12x2/1450 meters - Digital Input 8, Module 2; 1500+ meter - Digital Input Option Board 16, Slot 3			F13
1	238	0	12x2/1450 meters - Digital Input 1, Module 3; 1500+ meter - Digital Input Option Board 1, Slot 4			F13
1	238	1	12x2/1450 meters - Digital Input 2, Module 3; 1500+ meter - Digital Input Option Board 2, Slot 4			F13
1	238	2	12x2/1450 meters - Digital Input 3, Module 3; 1500+ meter - Digital Input Option Board 3, Slot 4			F13
1	238	3	12x2/1450 meters - Digital Input 4, Module 3; 1500+ meter - Digital Input Option Board 4, Slot 4			F13
1	238	4	12x2/1450 meters - Digital Input 5, Module 3; 1500+ meter - Digital Input Option Board 5, Slot 4			F13
1	238	5	12x2/1450 meters - Digital Input 6, Module 3; 1500+ meter - Digital Input Option Board 6, Slot 4			F13
1	238	6	12x2/1450 meters - Digital Input 7, Module 3; 1500+ meter - Digital Input Option Board 7, Slot 4			F13
1	238	7	12x2/1450 meters - Digital Input 8, Module 3; 1500+ meter - Digital Input Option Board 8, Slot 4			F13
1	240	0	12x2/1450 meters - Digital Input 1, Module 4; 1500+ meter - Digital Input Option Board 9, Slot 4			F13
1	240	1	12x2/1450 meters - Digital Input 2, Module 4; 1500+ meter - Digital Input Option Board 10, Slot 4			F13
1	240	2	12x2/1450 meters - Digital Input 3, Module 4; 1500+ meter - Digital Input Option Board 11, Slot 4			F13
1	240	3	12x2/1450 meters - Digital Input 4, Module 4; 1500+ meter - Digital Input Option Board 12, Slot 4			F13
1	240	4	12x2/1450 meters - Digital Input 5, Module 4; 1500+ meter - Digital Input Option Board 13, Slot 4			F13

OBJECT	EIG LINE	EIG POINT	Description	Range	Units	Type
1	240	5	12x2/1450 meters - Digital Input 6, Module 4; 1500+ meter - Digital Input Option Board 14, Slot 4			F13
1	240	6	12x2/1450 meters - Digital Input 7, Module 4; 1500+ meter - Digital Input Option Board 15, Slot 4			F13
1	240	7	12x2/1450 meters - Digital Input 8, Module 4; 1500+ meter - Digital Input Option Board 16, Slot 4			F13
1	415	0	Limit Combination State, Limit 8			F11
1	415	1	Limit Combination State, Limit 7			F11
1	415	2	Limit Combination State, Limit 6			F11
1	415	3	Limit Combination State, Limit 5			F11
1	415	4	Limit Combination State, Limit 4			F11
1	415	5	Limit Combination State, Limit 3			F11
1	415	6	Limit Combination State, Limit 2			F11
1	415	7	Limit Combination State, Limit 1			F11
1	415	8	Limit Combination State, Limit 16			F11
1	415	9	Limit Combination State, Limit 15			F11
1	415	10	Limit Combination State, Limit 14			F11
1	415	11	Limit Combination State, Limit 13			F11
1	415	12	Limit Combination State, Limit 12			F11
1	415	13	Limit Combination State, Limit 11			F11
1	415	14	Limit Combination State, Limit 10			F11
1	415	15	Limit Combination State, Limit 9			F11
1	415	16	Limit Combination State, Limit 24			F11
1	415	17	Limit Combination State, Limit 23			F11
1	415	18	Limit Combination State, Limit 22			F11
1	415	19	Limit Combination State, Limit 21			F11
1	415	20	Limit Combination State, Limit 20			F11
1	415	21	Limit Combination State, Limit 19			F11
1	415	22	Limit Combination State, Limit 18			F11
1	415	23	Limit Combination State, Limit 17			F11
1	415	24	Limit Combination State, Limit 32			F11
1	415	25	Limit Combination State, Limit 31			F11
1	415	26	Limit Combination State, Limit 30			F11
1	415	27	Limit Combination State, Limit 29			F11
1	415	28	Limit Combination State, Limit 28			F11
1	415	29	Limit Combination State, Limit 27			F11
1	415	30	Limit Combination State, Limit 26			F11

OBJECT	EIG LINE	EIG POINT	Description	Range	Units	Type
1	415	31	Limit Combination State, Limit 25			F11
1	417	0	Relay Logic Input 1, Logic Tree 8			F20
1	417	1	Relay Logic Input 1, Logic Tree 7			F20
1	417	2	Relay Logic Input 1, Logic Tree 6			F20
1	417	3	Relay Logic Input 1, Logic Tree 5			F20
1	417	4	Relay Logic Input 1, Logic Tree 4			F20
1	417	5	Relay Logic Input 1, Logic Tree 3			F20
1	417	6	Relay Logic Input 1, Logic Tree 2			F20
1	417	7	Relay Logic Input 1, Logic Tree 1			F20
1	417	8	Relay Logic Input 1, Logic Tree 16			F20
1	417	9	Relay Logic Input 1, Logic Tree 15			F20
1	417	10	Relay Logic Input 1, Logic Tree 14			F20
1	417	11	Relay Logic Input 1, Logic Tree 13			F20
1	417	12	Relay Logic Input 1, Logic Tree 12			F20
1	417	13	Relay Logic Input 1, Logic Tree 11			F20
1	417	14	Relay Logic Input 1, Logic Tree 10			F20
1	417	15	Relay Logic Input 1, Logic Tree 9			F20
1	418	0	Relay Logic Input 2, Logic Tree 8			F20
1	418	1	Relay Logic Input 2, Logic Tree 7			F20
1	418	2	Relay Logic Input 2, Logic Tree 6			F20
1	418	3	Relay Logic Input 2, Logic Tree 5			F20
1	418	4	Relay Logic Input 2, Logic Tree 4			F20
1	418	5	Relay Logic Input 2, Logic Tree 3			F20
1	418	6	Relay Logic Input 2, Logic Tree 2			F20
1	418	7	Relay Logic Input 2, Logic Tree 1			F20
1	418	8	Relay Logic Input 2, Logic Tree 16			F20
1	418	9	Relay Logic Input 2, Logic Tree 15			F20
1	418	10	Relay Logic Input 2, Logic Tree 14			F20
1	418	11	Relay Logic Input 2, Logic Tree 13			F20
1	418	12	Relay Logic Input 2, Logic Tree 12			F20
1	418	13	Relay Logic Input 2, Logic Tree 11			F20
1	418	14	Relay Logic Input 2, Logic Tree 10			F20
1	418	15	Relay Logic Input 2, Logic Tree 9			F20
1	419	0	Relay Logic Input 3, Logic Tree 8			F20
1	419	1	Relay Logic Input 3, Logic Tree 7			F20
1	419	2	Relay Logic Input 3, Logic Tree 6			F20
1	419	3	Relay Logic Input 3, Logic Tree 5			F20



OBJECT	EIG LINE	EIG POINT	Description	Range	Units	Type
1	419	4	Relay Logic Input 3, Logic Tree 4			F20
1	419	5	Relay Logic Input 3, Logic Tree 3			F20
1	419	6	Relay Logic Input 3, Logic Tree 2			F20
1	419	7	Relay Logic Input 3, Logic Tree 1			F20
1	419	8	Relay Logic Input 3, Logic Tree 16			F20
1	419	9	Relay Logic Input 3, Logic Tree 15			F20
1	419	10	Relay Logic Input 3, Logic Tree 14			F20
1	419	11	Relay Logic Input 3, Logic Tree 13			F20
1	419	12	Relay Logic Input 3, Logic Tree 12			F20
1	419	13	Relay Logic Input 3, Logic Tree 11			F20
1	419	14	Relay Logic Input 3, Logic Tree 10			F20
1	419	15	Relay Logic Input 3, Logic Tree 9			F20
1	420	0	Relay Logic Input 4, Logic Tree 8			F20
1	420	1	Relay Logic Input 4, Logic Tree 7			F20
1	420	2	Relay Logic Input 4, Logic Tree 6			F20
1	420	3	Relay Logic Input 4, Logic Tree 5			F20
1	420	4	Relay Logic Input 4, Logic Tree 4			F20
1	420	5	Relay Logic Input 4, Logic Tree 3			F20
1	420	6	Relay Logic Input 4, Logic Tree 2			F20
1	420	7	Relay Logic Input 4, Logic Tree 1			F20
1	420	8	Relay Logic Input 4, Logic Tree 16			F20
1	420	9	Relay Logic Input 4, Logic Tree 15			F20
1	420	10	Relay Logic Input 4, Logic Tree 14			F20
1	420	11	Relay Logic Input 4, Logic Tree 13			F20
1	420	12	Relay Logic Input 4, Logic Tree 12			F20
1	420	13	Relay Logic Input 4, Logic Tree 11			F20
1	420	14	Relay Logic Input 4, Logic Tree 10			F20
1	420	15	Relay Logic Input 4, Logic Tree 9			F20
1	421	0	Relay Logic Input 5, Logic Tree 8			F20
1	421	1	Relay Logic Input 5, Logic Tree 7			F20
1	421	2	Relay Logic Input 5, Logic Tree 6			F20
1	421	3	Relay Logic Input 5, Logic Tree 5			F20
1	421	4	Relay Logic Input 5, Logic Tree 4			F20
1	421	5	Relay Logic Input 5, Logic Tree 3			F20
1	421	6	Relay Logic Input 5, Logic Tree 2			F20
1	421	7	Relay Logic Input 5, Logic Tree 1			F20
1	421	8	Relay Logic Input 5, Logic Tree 16			F20

OBJECT	EIG LINE	EIG POINT	Description	Range	Units	Type
1	421	9	Relay Logic Input 5, Logic Tree 15			F20
1	421	10	Relay Logic Input 5, Logic Tree 14			F20
1	421	11	Relay Logic Input 5, Logic Tree 13			F20
1	421	12	Relay Logic Input 5, Logic Tree 12			F20
1	421	13	Relay Logic Input 5, Logic Tree 11			F20
1	421	14	Relay Logic Input 5, Logic Tree 10			F20
1	421	15	Relay Logic Input 5, Logic Tree 9			F20
1	422	0	Relay Logic Input 6, Logic Tree 8			F20
1	422	1	Relay Logic Input 6, Logic Tree 7			F20
1	422	2	Relay Logic Input 6, Logic Tree 6			F20
1	422	3	Relay Logic Input 6, Logic Tree 5			F20
1	422	4	Relay Logic Input 6, Logic Tree 4			F20
1	422	5	Relay Logic Input 6, Logic Tree 3			F20
1	422	6	Relay Logic Input 6, Logic Tree 2			F20
1	422	7	Relay Logic Input 6, Logic Tree 1			F20
1	422	8	Relay Logic Input 6, Logic Tree 16			F20
1	422	9	Relay Logic Input 6, Logic Tree 15			F20
1	422	10	Relay Logic Input 6, Logic Tree 14			F20
1	422	11	Relay Logic Input 6, Logic Tree 13			F20
1	422	12	Relay Logic Input 6, Logic Tree 12			F20
1	422	13	Relay Logic Input 6, Logic Tree 11			F20
1	422	14	Relay Logic Input 6, Logic Tree 10			F20
1	422	15	Relay Logic Input 6, Logic Tree 9			F20
1	423	0	Relay Logic Input 7, Logic Tree 8			F20
1	423	1	Relay Logic Input 7, Logic Tree 7			F20
1	423	2	Relay Logic Input 7, Logic Tree 6			F20
1	423	3	Relay Logic Input 7, Logic Tree 5			F20
1	423	4	Relay Logic Input 7, Logic Tree 4			F20
1	423	5	Relay Logic Input 7, Logic Tree 3			F20
1	423	6	Relay Logic Input 7, Logic Tree 2			F20
1	423	7	Relay Logic Input 7, Logic Tree 1			F20
1	423	8	Relay Logic Input 7, Logic Tree 16			F20
1	423	9	Relay Logic Input 7, Logic Tree 15			F20
1	423	10	Relay Logic Input 7, Logic Tree 14			F20
1	423	11	Relay Logic Input 7, Logic Tree 13			F20
1	423	12	Relay Logic Input 7, Logic Tree 12			F20
1	423	13	Relay Logic Input 7, Logic Tree 11			F20

OBJECT	EIG LINE	EIG POINT	Description	Range	Units	Type
1	423	14	Relay Logic Input 7, Logic Tree 10			F20
1	423	15	Relay Logic Input 7, Logic Tree 9			F20
1	424	0	Relay Logic Input 8, Logic Tree 8			F20
1	424	1	Relay Logic Input 8, Logic Tree 7			F20
1	424	2	Relay Logic Input 8, Logic Tree 6			F20
1	424	3	Relay Logic Input 8, Logic Tree 5			F20
1	424	4	Relay Logic Input 8, Logic Tree 4			F20
1	424	5	Relay Logic Input 8, Logic Tree 3			F20
1	424	6	Relay Logic Input 8, Logic Tree 2			F20
1	424	7	Relay Logic Input 8, Logic Tree 1			F20
1	424	8	Relay Logic Input 8, Logic Tree 16			F20
1	424	9	Relay Logic Input 8, Logic Tree 15			F20
1	424	10	Relay Logic Input 8, Logic Tree 14			F20
1	424	11	Relay Logic Input 8, Logic Tree 13			F20
1	424	12	Relay Logic Input 8, Logic Tree 12			F20
1	424	13	Relay Logic Input 8, Logic Tree 11			F20
1	424	14	Relay Logic Input 8, Logic Tree 10			F20
1	424	15	Relay Logic Input 8, Logic Tree 9			F20
1	425	0	Relay Logic Gate Output A, Logic Tree 8			F20
1	425	1	Relay Logic Gate Output A, Logic Tree 7			F20
1	425	2	Relay Logic Gate Output A, Logic Tree 6			F20
1	425	3	Relay Logic Gate Output A, Logic Tree 5			F20
1	425	4	Relay Logic Gate Output A, Logic Tree 4			F20
1	425	5	Relay Logic Gate Output A, Logic Tree 3			F20
1	425	6	Relay Logic Gate Output A, Logic Tree 2			F20
1	425	7	Relay Logic Gate Output A, Logic Tree 1			F20
1	425	8	Relay Logic Gate Output A, Logic Tree 16			F20
1	425	9	Relay Logic Gate Output A, Logic Tree 15			F20
1	425	10	Relay Logic Gate Output A, Logic Tree 14			F20
1	425	11	Relay Logic Gate Output A, Logic Tree 13			F20
1	425	12	Relay Logic Gate Output A, Logic Tree 12			F20
1	425	13	Relay Logic Gate Output A, Logic Tree 11			F20
1	425	14	Relay Logic Gate Output A, Logic Tree 10			F20
1	425	15	Relay Logic Gate Output A, Logic Tree 9			F20
1	426	0	Relay Logic Gate Output B, Logic Tree 8			F20
1	426	1	Relay Logic Gate Output B, Logic Tree 7			F20
1	426	2	Relay Logic Gate Output B, Logic Tree 6			F20

OBJECT	EIG LINE	EIG POINT	Description	Range	Units	Type
1	426	3	Relay Logic Gate Output B, Logic Tree 5			F20
1	426	4	Relay Logic Gate Output B, Logic Tree 4			F20
1	426	5	Relay Logic Gate Output B, Logic Tree 3			F20
1	426	6	Relay Logic Gate Output B, Logic Tree 2			F20
1	426	7	Relay Logic Gate Output B, Logic Tree 1			F20
1	426	8	Relay Logic Gate Output B, Logic Tree 16			F20
1	426	9	Relay Logic Gate Output B, Logic Tree 15			F20
1	426	10	Relay Logic Gate Output B, Logic Tree 14			F20
1	426	11	Relay Logic Gate Output B, Logic Tree 13			F20
1	426	12	Relay Logic Gate Output B, Logic Tree 12			F20
1	426	13	Relay Logic Gate Output B, Logic Tree 11			F20
1	426	14	Relay Logic Gate Output B, Logic Tree 10			F20
1	426	15	Relay Logic Gate Output B, Logic Tree 9			F20
1	427	0	Relay Logic Gate Output C, Logic Tree 8			F20
1	427	1	Relay Logic Gate Output C, Logic Tree 7			F20
1	427	2	Relay Logic Gate Output C, Logic Tree 6			F20
1	427	3	Relay Logic Gate Output C, Logic Tree 5			F20
1	427	4	Relay Logic Gate Output C, Logic Tree 4			F20
1	427	5	Relay Logic Gate Output C, Logic Tree 3			F20
1	427	6	Relay Logic Gate Output C, Logic Tree 2			F20
1	427	7	Relay Logic Gate Output C, Logic Tree 1			F20
1	427	8	Relay Logic Gate Output C, Logic Tree 16			F20
1	427	9	Relay Logic Gate Output C, Logic Tree 15			F20
1	427	10	Relay Logic Gate Output C, Logic Tree 14			F20
1	427	11	Relay Logic Gate Output C, Logic Tree 13			F20
1	427	12	Relay Logic Gate Output C, Logic Tree 12			F20
1	427	13	Relay Logic Gate Output C, Logic Tree 11			F20
1	427	14	Relay Logic Gate Output C, Logic Tree 10			F20
1	427	15	Relay Logic Gate Output C, Logic Tree 9			F20
1	428	0	Relay Logic Gate Output D, Logic Tree 8			F20
1	428	1	Relay Logic Gate Output D, Logic Tree 7			F20
1	428	2	Relay Logic Gate Output D, Logic Tree 6			F20
1	428	3	Relay Logic Gate Output D, Logic Tree 5			F20
1	428	4	Relay Logic Gate Output D, Logic Tree 4			F20
1	428	5	Relay Logic Gate Output D, Logic Tree 3			F20
1	428	6	Relay Logic Gate Output D, Logic Tree 2			F20
1	428	7	Relay Logic Gate Output D, Logic Tree 1			F20

OBJECT	EIG LINE	EIG POINT	Description	Range	Units	Type
1	428	8	Relay Logic Gate Output D, Logic Tree 16			F20
1	428	9	Relay Logic Gate Output D, Logic Tree 15			F20
1	428	10	Relay Logic Gate Output D, Logic Tree 14			F20
1	428	11	Relay Logic Gate Output D, Logic Tree 13			F20
1	428	12	Relay Logic Gate Output D, Logic Tree 12			F20
1	428	13	Relay Logic Gate Output D, Logic Tree 11			F20
1	428	14	Relay Logic Gate Output D, Logic Tree 10			F20
1	428	15	Relay Logic Gate Output D, Logic Tree 9			F20
1	429	0	Relay Logic Gate Output E, Logic Tree 8			F20
1	429	1	Relay Logic Gate Output E, Logic Tree 7			F20
1	429	2	Relay Logic Gate Output E, Logic Tree 6			F20
1	429	3	Relay Logic Gate Output E, Logic Tree 5			F20
1	429	4	Relay Logic Gate Output E, Logic Tree 4			F20
1	429	5	Relay Logic Gate Output E, Logic Tree 3			F20
1	429	6	Relay Logic Gate Output E, Logic Tree 2			F20
1	429	7	Relay Logic Gate Output E, Logic Tree 1			F20
1	429	8	Relay Logic Gate Output E, Logic Tree 16			F20
1	429	9	Relay Logic Gate Output E, Logic Tree 15			F20
1	429	10	Relay Logic Gate Output E, Logic Tree 14			F20
1	429	11	Relay Logic Gate Output E, Logic Tree 13			F20
1	429	12	Relay Logic Gate Output E, Logic Tree 12			F20
1	429	13	Relay Logic Gate Output E, Logic Tree 11			F20
1	429	14	Relay Logic Gate Output E, Logic Tree 10			F20
1	429	15	Relay Logic Gate Output E, Logic Tree 9			F20
1	430	0	Relay Logic Gate Output F, Logic Tree 8			F20
1	430	1	Relay Logic Gate Output F, Logic Tree 7			F20
1	430	2	Relay Logic Gate Output F, Logic Tree 6			F20
1	430	3	Relay Logic Gate Output F, Logic Tree 5			F20
1	430	4	Relay Logic Gate Output F, Logic Tree 4			F20
1	430	5	Relay Logic Gate Output F, Logic Tree 3			F20
1	430	6	Relay Logic Gate Output F, Logic Tree 2			F20
1	430	7	Relay Logic Gate Output F, Logic Tree 1			F20
1	430	8	Relay Logic Gate Output F, Logic Tree 16			F20
1	430	9	Relay Logic Gate Output F, Logic Tree 15			F20
1	430	10	Relay Logic Gate Output F, Logic Tree 14			F20
1	430	11	Relay Logic Gate Output F, Logic Tree 13			F20
1	430	12	Relay Logic Gate Output F, Logic Tree 12			F20

OBJECT	EIG LINE	EIG POINT	Description	Range	Units	Type
1	430	13	Relay Logic Gate Output F, Logic Tree 11			F20
1	430	14	Relay Logic Gate Output F, Logic Tree 10			F20
1	430	15	Relay Logic Gate Output F, Logic Tree 9			F20
1	431	0	Relay Logic Gate Output G, Logic Tree 8			F20
1	431	1	Relay Logic Gate Output G, Logic Tree 7			F20
1	431	2	Relay Logic Gate Output G, Logic Tree 6			F20
1	431	3	Relay Logic Gate Output G, Logic Tree 5			F20
1	431	4	Relay Logic Gate Output G, Logic Tree 4			F20
1	431	5	Relay Logic Gate Output G, Logic Tree 3			F20
1	431	6	Relay Logic Gate Output G, Logic Tree 2			F20
1	431	7	Relay Logic Gate Output G, Logic Tree 1			F20
1	431	8	Relay Logic Gate Output G, Logic Tree 16			F20
1	431	9	Relay Logic Gate Output G, Logic Tree 15			F20
1	431	10	Relay Logic Gate Output G, Logic Tree 14			F20
1	431	11	Relay Logic Gate Output G, Logic Tree 13			F20
1	431	12	Relay Logic Gate Output G, Logic Tree 12			F20
1	431	13	Relay Logic Gate Output G, Logic Tree 11			F20
1	431	14	Relay Logic Gate Output G, Logic Tree 10			F20
1	431	15	Relay Logic Gate Output G, Logic Tree 9			F20
1	433	0	Desired Relay States, Relay 8			F22
1	433	1	Desired Relay States, Relay 7			F22
1	433	2	Desired Relay States, Relay 6			F22
1	433	3	Desired Relay States, Relay 5			F22
1	433	4	Desired Relay States, Relay 4			F22
1	433	5	Desired Relay States, Relay 3			F22
1	433	6	Desired Relay States, Relay 2			F22
1	433	7	Desired Relay States, Relay 1			F22
1	433	8	Desired Relay States, Relay 16			F22
1	433	9	Desired Relay States, Relay 15			F22
1	433	10	Desired Relay States, Relay 14			F22
1	433	11	Desired Relay States, Relay 13			F22
1	433	12	Desired Relay States, Relay 12			F22
1	433	13	Desired Relay States, Relay 11			F22
1	433	14	Desired Relay States, Relay 10			F22
1	433	15	Desired Relay States, Relay 9			F22
1	434	0	Relay Pending Updates, Relay 8			F23
1	434	1	Relay Pending Updates, Relay 7			F23

OBJECT	EIG LINE	EIG POINT	Description	Range	Units	Type
1	434	2	Relay Pending Updates, Relay 6			F23
1	434	3	Relay Pending Updates, Relay 5			F23
1	434	4	Relay Pending Updates, Relay 4			F23
1	434	5	Relay Pending Updates, Relay 3			F23
1	434	6	Relay Pending Updates, Relay 2			F23
1	434	7	Relay Pending Updates, Relay 1			F23
1	434	8	Relay Pending Updates, Relay 16			F23
1	434	9	Relay Pending Updates, Relay 15			F23
1	434	10	Relay Pending Updates, Relay 14			F23
1	434	11	Relay Pending Updates, Relay 13			F23
1	434	12	Relay Pending Updates, Relay 12			F23
1	434	13	Relay Pending Updates, Relay 11			F23
1	434	14	Relay Pending Updates, Relay 10			F23
1	434	15	Relay Pending Updates, Relay 9			F23
1	435	0	Shadowed Relay State, Relay 8			F24
1	435	1	Shadowed Relay State, Relay 7			F24
1	435	2	Shadowed Relay State, Relay 6			F24
1	435	3	Shadowed Relay State, Relay 5			F24
1	435	4	Shadowed Relay State, Relay 4			F24
1	435	5	Shadowed Relay State, Relay 3			F24
1	435	6	Shadowed Relay State, Relay 2			F24
1	435	7	Shadowed Relay State, Relay 1			F24
1	435	8	Shadowed Relay State, Relay 16			F24
1	435	9	Shadowed Relay State, Relay 15			F24
1	435	10	Shadowed Relay State, Relay 14			F24
1	435	11	Shadowed Relay State, Relay 13			F24
1	435	12	Shadowed Relay State, Relay 12			F24
1	435	13	Shadowed Relay State, Relay 11			F24
1	435	14	Shadowed Relay State, Relay 10			F24
1	435	15	Shadowed Relay State, Relay 9			F24
1	437	0	Valid Flag for Confirmed Relay States, Relay 8			F26
1	437	1	Valid Flag for Confirmed Relay States, Relay 7			F26
1	437	2	Valid Flag for Confirmed Relay States, Relay 6			F26
1	437	3	Valid Flag for Confirmed Relay States, Relay 5			F26
1	437	4	Valid Flag for Confirmed Relay States, Relay 4			F26
1	437	5	Valid Flag for Confirmed Relay States, Relay 3			F26
1	437	6	Valid Flag for Confirmed Relay States, Relay 2			F26

OBJECT	EIG LINE	EIG POINT	Description	Range	Units	Type
1	437	7	Valid Flag for Confirmed Relay States, Relay 1			F26
1	437	8	Valid Flag for Confirmed Relay States, Relay 16			F26
1	437	9	Valid Flag for Confirmed Relay States, Relay 15			F26
1	437	10	Valid Flag for Confirmed Relay States, Relay 14			F26
1	437	11	Valid Flag for Confirmed Relay States, Relay 13			F26
1	437	12	Valid Flag for Confirmed Relay States, Relay 12			F26
1	437	13	Valid Flag for Confirmed Relay States, Relay 11			F26
1	437	14	Valid Flag for Confirmed Relay States, Relay 10			F26
1	437	15	Valid Flag for Confirmed Relay States, Relay 9			F26
1	438	0	Locked Relay, Relay 8			F27
1	438	1	Locked Relay, Relay 7			F27
1	438	2	Locked Relay, Relay 6			F27
1	438	3	Locked Relay, Relay 5			F27
1	438	4	Locked Relay, Relay 4			F27
1	438	5	Locked Relay, Relay 3			F27
1	438	6	Locked Relay, Relay 2			F27
1	438	7	Locked Relay, Relay 1			F27
1	438	8	Locked Relay, Relay 16			F27
1	438	9	Locked Relay, Relay 15			F27
1	438	10	Locked Relay, Relay 14			F27
1	438	11	Locked Relay, Relay 13			F27
1	438	12	Locked Relay, Relay 12			F27
1	438	13	Locked Relay, Relay 11			F27
1	438	14	Locked Relay, Relay 10			F27
1	438	15	Locked Relay, Relay 9			F27
1	439	0	Locked Relay State, Relay 8			F28
1	439	1	Locked Relay State, Relay 7			F28
1	439	2	Locked Relay State, Relay 6			F28
1	439	3	Locked Relay State, Relay 5			F28
1	439	4	Locked Relay State, Relay 4			F28
1	439	5	Locked Relay State, Relay 3			F28
1	439	6	Locked Relay State, Relay 2			F28
1	439	7	Locked Relay State, Relay 1			F28
1	439	8	Locked Relay State, Relay 16			F28
1	439	9	Locked Relay State, Relay 15			F28
1	439	10	Locked Relay State, Relay 14			F28
1	439	11	Locked Relay State, Relay 13			F28



OBJECT	EIG LINE	EIG POINT	Description	Range	Units	Type
1	439	12	Locked Relay State, Relay 12			F28
1	439	13	Locked Relay State, Relay 11			F28
1	439	14	Locked Relay State, Relay 10			F28
1	439	15	Locked Relay State, Relay 9			F28
1	441	0	Bit 15: 12x2/1500 - Battery Status; 1500+ - Battery status (If it is lower than 2.55 V); 1450 - Current day of week (CDOW) (bit 3, msb)			
1	441	1	Bit 14:12x2 -undefined;1500/1500+-User current threshold;1450-CDOW(bit2)			
1	441	2	Bit 13:12x2-Undefined; 1500/1500+ - Internal failure;1450-CDOW(bit 1)			
1	441	3	Bit 12:12x2-Undefined; 1500/1500+ - Profile change;1450-CDOW(bit 0, lsb)			
1	441	4	Bit 11:12x2/1450 meters - Undefined; 1500/1500+ meter - Test Mode			
1	441	5	Bit 10:12x2- Undefined;1500/1500+ -Time change;1450-debug, line freq. valid			
1	441	6	Bit 9:12x2-Undefined;1500-Active DST; 14501500+ - IIRIG-B year available			
1	441	7	Bit 8:12x2/1500/1500+-Undef.; 1450-Debug,IIRIG-B time continue forwarding			F30
1	441	8	Bit 7:12x2/1500 meters - Undefined; 1450/1500+ meter - IIRIG-B active			
1	441	9	Bit 6:12x2/1500 meters - Undefined; 1450/1500+ meter - DST active			
1	441	10	Bit5:12x2/1500 meters - Undefined; 14501500+ meter - Line Sync active			
1	441	11	Bit 4:12x2/1500 meters - Undefined; 1450/1500+ meter - Cold Load active			
1	441	12	Bit 3:12x2/1500 meters - Undefined; 1450/1500+ meter - DST Spring date			
1	441	13	Bit 2:12x2/1500 meters - Undefined; 1450/1500+ meter - DST Fall Date			
1	441	14	Bit 1:12x2/1500 meters - Undefined; 1450/1500+ meter - SNTP active			
1	441	15	Bit 0: 12x2/1500/1500+-Undefined; 1450-Battery Low status			
1	449	0	12x2/1450/1500- Undefined; 1500+- 1st Option Board (slot 3) status valid			
1	449	1	Undefined			
1	449	2	Undefined			
1	449	3	Undefined			
1	449	4	12x2/1450 meters - Digital Input Module 4 Data State; 1500/1500+ meters - Undefined			F31
1	449	5	12x2/1450 meters - Digital Input Module 3 Data State; 1500/1500+ meters - Undefined			F31
1	449	6	12x2/1450 meters - Digital Input Module 2 Data State; 1500/1500+ meters - Undefined			F31
1	449	7	12x2/1450 meters - Digital Input Module 1 Data State; 1500/1500+ meters - Undefined			F31
1	449	8	Undefined			
1	449	9	Undefined			
1	449	10	Undefined			

OBJECT	EIG LINE	EIG POINT	Description	Range	Units	Type
1	449	11	Undefined			
1	449	12	Undefined			
1	449	13	Undefined			
1	449	14	Undefined			
1	449	15	Undefined			
1	450	0	Analog Input Module 1, Channel 8 Data State			F32
1	450	1	Analog Input Module 1, Channel 7 Data State			F32
1	450	2	Analog Input Module 1, Channel 6 Data State			F32
1	450	3	Analog Input Module 1, Channel 5 Data State			F32
1	450	4	Analog Input Module 1, Channel 4 Data State			F32
1	450	5	Analog Input Module 1, Channel 3 Data State			F32
1	450	6	Analog Input Module 1, Channel 2 Data State			F32
1	450	7	Analog Input Module 1, Channel 1 Data State			F32
1	450	8	Analog Input Module 2, Channel 8 Data State			F32
1	450	9	Analog Input Module 2, Channel 7 Data State			F32
1	450	10	Analog Input Module 2, Channel 6 Data State			F32
1	450	11	Analog Input Module 2, Channel 5 Data State			F32
1	450	12	Analog Input Module 2, Channel 4 Data State			F32
1	450	13	Analog Input Module 2, Channel 3 Data State			F32
1	450	14	Analog Input Module 2, Channel 2 Data State			F32
1	450	15	Analog Input Module 2, Channel 1 Data State			F32
1	450	16	Analog Input Module 3, Channel 8 Data State			F32
1	450	17	Analog Input Module 3, Channel 7 Data State			F32
1	450	18	Analog Input Module 3, Channel 6 Data State			F32
1	450	19	Analog Input Module 3, Channel 5 Data State			F32
1	450	20	Analog Input Module 3, Channel 4 Data State			F32
1	450	21	Analog Input Module 3, Channel 3 Data State			F32
1	450	22	Analog Input Module 3, Channel 2 Data State			F32
1	450	23	Analog Input Module 3, Channel 1 Data State			F32
1	450	24	Analog Input Module 4, Channel 8 Data State			F32
1	450	25	Analog Input Module 4, Channel 7 Data State			F32
1	450	26	Analog Input Module 4, Channel 6 Data State			F32
1	450	27	Analog Input Module 4, Channel 5 Data State			F32
1	450	28	Analog Input Module 4, Channel 4 Data State			F32
1	450	29	Analog Input Module 4, Channel 3 Data State			F32
1	450	30	Analog Input Module 4, Channel 2 Data State			F32
1	450	31	Analog Input Module 4, Channel 1 Data State			F32

OBJECT	EIG LINE	EIG POINT	Description	Range	Units	Type
<b>Object 10 - Binary Output</b>						
10			Confirmed Polled Relay State, Relay 1			F25
10			Confirmed Polled Relay State, Relay 2			F25
10			Confirmed Polled Relay State, Relay 3			F25
10			Confirmed Polled Relay State, Relay 4			F25
10			Confirmed Polled Relay State, Relay 5			F25
10			Confirmed Polled Relay State, Relay 6			F25
10			Confirmed Polled Relay State, Relay 7			F25
10			Confirmed Polled Relay State, Relay 8			F25
10			Confirmed Polled Relay State, Relay 9			F25
10			Confirmed Polled Relay State, Relay 10			F25
10			Confirmed Polled Relay State, Relay 11			F25
10			Confirmed Polled Relay State, Relay 12			F25
10			Confirmed Polled Relay State, Relay 13			F25
10			Confirmed Polled Relay State, Relay 14			F25
10			Confirmed Polled Relay State, Relay 15			F25
10			Confirmed Polled Relay State, Relay 16			F25
10			Log Reset			F29
10			Maximum Reset			F29
10			Minimum Reset			F29
10			Energy Reset			F29
10			Reset Time Of Use Current Season and Current Month			F29
10			Manual Waveform Capture			F29
10			Reset Internal Input Accumulations and Aggregations			F29
10			Reset Unit to Boot Mode - Default Communication Settings: <b>See NOTE at the end of the map for Nexus 1500 information.</b>			F29
<b>Object 20 - Binary Counter</b>						
20	133	0	VAhour	4,294,967,295 / 0	1 Unit	F8
20	133	1	Positive VARhour	4,294,967,295 / 0	1 Unit	F8
20	133	2	Negative VARhour	4,294,967,295 / 0	1 Unit	F8
20	133	3	Positive Watthour	4,294,967,295 / 0	1 Unit	F8
20	133	4	Negative Watthour	4,294,967,295 / 0	1 Unit	F8
20	235	0	12x2/1450 meters - Digital Input Accumulation 1, Module 1; 1500+ meter - Accumulator channel 01 from 1st option board (slot 3).	4,294,967,295 / 0	1 Unit	F14
20	235	1	12x2/1450 meters - Digital Input Accumulation 2, Module 1; 1500+ meter - Accumulator channel 02 from 1st option board (slot 3).	4,294,967,295 / 0	1 Unit	F14

OBJECT	EIG LINE	EIG POINT	Description	Range	Units	Type
20	235	2	12x2/1450 meters - Digital Input Accumulation 3, Module 1; 1500+ meter - Accumulator channel 03 from 1st option board (slot 3).	4,294,967,295 / 0	1 Unit	F14
20	235	3	12x2/1450 meters - Digital Input Accumulation 4, Module 1; 1500+ meter - Accumulator channel 04 from 1st option board (slot 3).	4,294,967,295 / 0	1 Unit	F14
20	235	4	12x2/1450 meters - Digital Input Accumulation 5, Module; 1500+ meter - Accumulator channel 05 from 1st option board (slot 3).	4,294,967,295 / 0	1 Unit	F14
20	235	5	12x2/1450 meters - Digital Input Accumulation 6, Module 1; 1500+ meter - Accumulator channel 06 from 1st option board (slot 3).	4,294,967,295 / 0	1 Unit	F14
20	235	6	12x2/1450 meters - Digital Input Accumulation 7, Module 1; 1500+ meter - Accumulator channel 07 from 1st option board (slot 3).	4,294,967,295 / 0	1 Unit	F14
20	235	7	12x2/1450 meters - Digital Input Accumulation 8, Module 1; 1500+ meter - Accumulator channel 08 from 1st option board (slot 3).	4,294,967,295 / 0	1 Unit	F14
20	237	0	12x2/1450 meters - Digital Input Accumulation 1, Module 2; 1500+ meter - Accumulator channel 09 from 1st option board (slot 3).	4,294,967,295 / 0	1 Unit	F14
20	237	1	12x2/1450 meters - Digital Input Accumulation 2, Module 2; 1500+ meter - Accumulator channel 10 from 1st option board (slot 3).	4,294,967,295 / 0	1 Unit	F14
20	237	2	12x2/1450 meters - Digital Input Accumulation 3, Module 2; 1500+ meter - Accumulator channel 11 from 1st option board (slot 3).	4,294,967,295 / 0	1 Unit	F14
20	237	3	12x2/1450 meters - Digital Input Accumulation 4, Module 2; 1500+ meter - Accumulator channel 12 from 1st option board (slot 3).	4,294,967,295 / 0	1 Unit	F14
20	237	4	12x2/1450 meters - Digital Input Accumulation 5, Module 2; 1500+ meter - Accumulator channel 13 from 1st option board (slot 3).	4,294,967,295 / 0	1 Unit	F14
20	237	5	12x2/1450 meters - Digital Input Accumulation 6, Module 2; 1500+ meter - Accumulator channel 14 from 1st option board (slot 3).	4,294,967,295 / 0	1 Unit	F14
20	237	6	12x2/1450 meters - Digital Input Accumulation 7, Module 2; 1500+ meter - Accumulator channel 15 from 1st option board (slot 3).	4,294,967,295 / 0	1 Unit	F14
20	237	7	12x2/1450 meters - Digital Input Accumulation 8, Module 2; 1500+ meter - Accumulator channel 16 from 1st option board (slot 3).	4,294,967,295 / 0	1 Unit	F14
20	239	0	12x2/1450 meters - Digital Input Accumulation 1, Module 3; 1500+ meter - Accumulator channel 01 from 1st option board (slot 4).	4,294,967,295 / 0	1 Unit	F14
20	239	1	12x2/1450 meters - Digital Input Accumulation 2, Module 3; 1500+ meter - Accumulator channel 02 from 1st option board (slot 4).	4,294,967,295 / 0	1 Unit	F14
20	239	2	12x2/1450 meters - Digital Input Accumulation 3, Module 3; 1500+ meter - Accumulator channel 03 from 1st option board (slot 4).	4,294,967,295 / 0	1 Unit	F14
20	239	3	12x2/1450 meters - Digital Input Accumulation 4, Module 3; 1500+ meter - Accumulator channel 04 from 1st option board (slot 4).	4,294,967,295 / 0	1 Unit	F14

OBJECT	EIG LINE	EIG POINT	Description	Range	Units	Type
20	239	4	12x2/1450 meters - Digital Input Accumulation 5, Module 3; 1500+ meter - Accumulator channel 05 from 1st option board (slot 4).	4,294,967,295 / 0	1 Unit	F14
20	239	5	12x2/1450 meters - Digital Input Accumulation 6, Module 3; 1500+ meter - Accumulator channel 06 from 1st option board (slot 4).	4,294,967,295 / 0	1 Unit	F14
20	239	6	12x2/1450 meters - Digital Input Accumulation 7, Module 3; 1500+ meter - Accumulator channel 07 from 1st option board (slot 4).	4,294,967,295 / 0	1 Unit	F14
20	239	7	12x2/1450 meters - Digital Input Accumulation 8, Module 3; 1500+ meter - Accumulator channel 08 from 1st option board (slot 4).	4,294,967,295 / 0	1 Unit	F14
20	241	0	12x2/1450 meters - Digital Input Accumulation 1, Module 4; 1500+ meter - Accumulator channel 09 from 1st option board (slot 4).	4,294,967,295 / 0	1 Unit	F14
20	241	1	12x2/1450 meters - Digital Input Accumulation 2, Module 4; 1500+ meter - Accumulator channel 10 from 1st option board (slot 4).	4,294,967,295 / 0	1 Unit	F14
20	241	2	12x2/1450 meters - Digital Input Accumulation 3, Module 4; 1500+ meter - Accumulator channel 11 from 1st option board (slot 4).	4,294,967,295 / 0	1 Unit	F14
20	241	3	12x2/1450 meters - Digital Input Accumulation 4, Module 4; 1500+ meter - Accumulator channel 12 from 1st option board (slot 4).	4,294,967,295 / 0	1 Unit	F14
20	241	4	12x2/1450 meters - Digital Input Accumulation 5, Module 4; 1500+ meter - Accumulator channel 13 from 1st option board (slot 4).	4,294,967,295 / 0	1 Unit	F14
20	241	5	12x2/1450 meters - Digital Input Accumulation 6, Module 4; 1500+ meter - Accumulator channel 14 from 1st option board (slot 4).	4,294,967,295 / 0	1 Unit	F14
20	241	6	12x2/1450 meters - Digital Input Accumulation 7, Module 4; 1500+ meter - Accumulator channel 15 from 1st option board (slot 4).	4,294,967,295 / 0	1 Unit	F14
20	241	7	12x2/1450 meters - Digital Input Accumulation 8, Module 4; 1500+ meter - Accumulator channel 16 from 1st option board (slot 4).	4,294,967,295 / 0	1 Unit	F14
20	244	0	12x2/1450 meters - Received Watthour (Quadrant 1 + 4); 1500+ meter - Undefined	+4,294,967,295 Wh / 0 Wh	1 W <sub>H</sub>	F15
20	244	1	12x2/1450 meters - VAhour while Receiving Watthour and Negative VARhour (Quadrant 1); 1500+ meter - Undefined	+4,294,967,295 VAh / 0 VAh	1 VA <sub>H</sub>	F15
20	244	2	12x2/1450 meters - Negative VARhour while Receiving Watthour (Quadrant 1); 1500+ meter - Undefined	0 VARh / -4,294,967,295 VARh	1 VAR <sub>H</sub>	F15
20	244	3	12x2/1450 meters - VAhour while Receiving Watthour and Positive VARhour (Quadrant 4); 1500+ meter - Undefined	+4,294,967,295 VAh / 0 VAh	1 VA <sub>H</sub>	F15
20	244	4	12x2/1450 meters - Positive VARhour while Receiving Watthour (Quadrant 4); 1500+ meter - Undefined	+4,294,967,295 VARh / 0 VARh	1 VAR <sub>H</sub>	F15
20	244	5	12x2/1450 meters - Delivered Watthour (Quadrant 2 + 3); 1500+ meter - Undefined	0 Wh / -4,294,967,295 Wh	1 W <sub>H</sub>	F15

OBJECT	EIG LINE	EIG POINT	Description	Range	Units	Type
20	244	6	12x2/1450 meters - VAhour while Delivering Watthour and Negative VARhour (Quadrant 2); 1500+ meter - Undefined	+4,294,967,295 VAh / 0 VAh	1 VA <sub>H</sub>	F15
20	244	7	12x2/1450 meters - Negative VARhour while Delivering Watthour (Quadrant 2); 1500+ meter - Undefined	0 VARh / -4,294,967,295 VARh	1 VAR <sub>H</sub>	F15
20	244	8	12x2/1450 meters - VAhour while Delivering Watthour and Positive VARhour (Quadrant 3); 1500+ meter - Undefined	+4,294,967,295 VAh / 0 VAh	1 VA <sub>H</sub>	F15
20	244	9	12x2/1450 meters - Positive VARhour while Delivering Watthour (Quadrant 3); 1500+ meter - Undefined	+4,294,967,295 VARh / 0 VARh	1 VAR <sub>H</sub>	F15
20	246	0	12x2 meters - I2t Phase A; 1450/1500+ - Undefined	+4,294,967,295 I2t / 0	1 I <sup>2</sup> t	F15
20	246	1	12x2 meters - I2t Phase B; 1450/1500+ - Undefined	+4,294,967,295 I2t / 0	1 I <sup>2</sup> t	F15
20	246	2	12x2 meters - I2t Phase C; 1450/1500+ - Undefined	+4,294,967,295 I2t / 0	1 I <sup>2</sup> t	F15
20	246	3	12x2 meters - V2t Phase A; 1450/1500+ - Undefined	+4,294,967,295 V2t / 0	1 V <sup>2</sup> t	F15
20	246	4	12x2 meters - V2t Phase B; 1450/1500+ - Undefined	+4,294,967,295 V2t / 0	1 V <sup>2</sup> t	F15
20	246	5	12x2 meters - V2t Phase C; 1450/1500+ - Undefined	+4,294,967,295 V2t / 0	1 V <sup>2</sup> t	F15
20	400	0	Scaled Pulse Accumulation Internal Input 1	4,294,967,295 / 0	1 Unit	F15
20	400	1	Scaled Pulse Accumulation Internal Input 2	4,294,967,295 / 0	1 Unit	F15
20	400	2	Scaled Pulse Accumulation Internal Input 3	4,294,967,295 / 0	1 Unit	F15
20	400	3	Scaled Pulse Accumulation Internal Input 4	4,294,967,295 / 0	1 Unit	F15
20	400	4	Scaled Pulse Accumulation Internal Input 5	4,294,967,295 / 0	1 Unit	F15
20	400	5	Scaled Pulse Accumulation Internal Input 6	4,294,967,295 / 0	1 Unit	F15
20	400	6	Scaled Pulse Accumulation Internal Input 7	4,294,967,295 / 0	1 Unit	F15
20	400	7	Scaled Pulse Accumulation Internal Input 8	4,294,967,295 / 0	1 Unit	F15
20	401	0	Scaled Pulse Accumulation Aggregation 1	4,294,967,295 / 0	1 Unit	F15
20	401	1	Scaled Pulse Accumulation Aggregation 2	4,294,967,295 / 0	1 Unit	F15
20	401	2	Scaled Pulse Accumulation Aggregation 3	4,294,967,295 / 0	1 Unit	F15
20	401	3	Scaled Pulse Accumulation Aggregation 4	4,294,967,295 / 0	1 Unit	F15
20	404	0	Block Window Average Internal Input 1	4,294,967,295 / 0	1 Unit	F18
20	404	1	Block Window Average Internal Input 2	4,294,967,295 / 0	1 Unit	F18
20	404	2	Block Window Average Internal Input 3	4,294,967,295 / 0	1 Unit	F18
20	404	3	Block Window Average Internal Input 4	4,294,967,295 / 0	1 Unit	F18
20	404	4	Block Window Average Internal Input 5	4,294,967,295 / 0	1 Unit	F18
20	404	5	Block Window Average Internal Input 6	4,294,967,295 / 0	1 Unit	F18
20	404	6	Block Window Average Internal Input 7	4,294,967,295 / 0	1 Unit	F18
20	404	7	Block Window Average Internal Input 8	4,294,967,295 / 0	1 Unit	F18
20	405	0	Block Window Average Aggregation 1	4,294,967,295 / 0	1 Unit	F18
20	405	1	Block Window Average Aggregation 2	4,294,967,295 / 0	1 Unit	F18

OBJECT	EIG LINE	EIG POINT	Description	Range	Units	Type
20	405	2	Block Window Average Aggregation 3	4,294,967,295 / 0	1 Unit	F18
20	405	3	Block Window Average Aggregation 4	4,294,967,295 / 0	1 Unit	F18
20	406	0	Maximum Block Window Average Internal Input 1	4,294,967,295 / 0	1 Unit	F18
20	406	1	Maximum Block Window Average Internal Input 2	4,294,967,295 / 0	1 Unit	F18
20	406	2	Maximum Block Window Average Internal Input 3	4,294,967,295 / 0	1 Unit	F18
20	406	3	Maximum Block Window Average Internal Input 4	4,294,967,295 / 0	1 Unit	F18
20	406	4	Maximum Block Window Average Internal Input 5	4,294,967,295 / 0	1 Unit	F18
20	406	5	Maximum Block Window Average Internal Input 6	4,294,967,295 / 0	1 Unit	F18
20	406	6	Maximum Block Window Average Internal Input 7	4,294,967,295 / 0	1 Unit	F18
20	406	7	Maximum Block Window Average Internal Input 8	4,294,967,295 / 0	1 Unit	F18
20	407	0	Maximum Block Window Average Aggregation 1	4,294,967,295 / 0	1 Unit	F18
20	407	1	Maximum Block Window Average Aggregation 2	4,294,967,295 / 0	1 Unit	F18
20	407	2	Maximum Block Window Average Aggregation 3	4,294,967,295 / 0	1 Unit	F18
20	407	3	Maximum Block Window Average Aggregation 4	4,294,967,295 / 0	1 Unit	F18
20	446	0	12x2 meters - Test Mode Received Watthour (Q1+4); 1500+ meter - Test Mode Total VAh (Q1234)	+4,294,967,295 Wh / 0 Wh	1 W <sub>H</sub>	F8
20	446	1	12x2 meters - Test Mode Received VAhour (Q1) ; 1500+ meter - Test Mode Received VARh (Q34)	+4,294,967,295 VAh / 0 VAh	1 VA <sub>H</sub>	F8
20	446	2	12x2 meters - Test Mode Received VARhour (Q1); 1500+ meter - Test Mode Delivered VARh (Q12)	0 VARh / -4,294,967,295 VARh	1 VAR <sub>H</sub>	F8
20	446	3	12x2 meters - Test Mode Received VAhour (Q4); 1500+ meter - Test Mode Received Wh (Q14)	+4,294,967,295 VAh / 0 VAh	1 VA <sub>H</sub>	F8
20	446	4	12x2 meters - Test Mode Received VARhour (Q4); 1500+ meter - Test Mode Delivered Wh (Q23)	+4,294,967,295 VARh / 0 VARh	1 VAR <sub>H</sub>	F8
20	446	5	12x2 meters - Test Mode Delivered Watthour (Q2+3); 1500+ meter - Undefined	0 Wh / -4,294,967,295 Wh	1 W <sub>H</sub>	F8
20	446	6	12x2 meters -Test Mode Delivered VAhour (Q2); 1500+ meter - Undefined	+4,294,967,295 VAh / 0 VAh	1 VA <sub>H</sub>	F8
20	446	7	12x2 meters -Test Mode Delivered VARhour (Q2); 1500+ meter - Undefined	0 VARh / -4,294,967,295 VARh	1 VAR <sub>H</sub>	F8
20	446	8	12x2 meters -Test Mode Delivered VAhour (Q3); 1500+ meter - Undefined	+4,294,967,295 VAh / 0 VAh	1 VA <sub>H</sub>	F8
20	446	9	12x2 meters -Test Mode Delivered VARhour (Q3); 1500+ meter - Undefined	+4,294,967,295 VARh / 0 VARh	1 VAR <sub>H</sub>	F8
20	448	0	KYZ Output Accumulation, Relay 1	4,294,967,295 / 0	1 Unit	F14
20	448	1	KYZ Output Accumulation, Relay 2	4,294,967,295 / 0	1 Unit	F14
20	448	2	KYZ Output Accumulation, Relay 3	4,294,967,295 / 0	1 Unit	F14
20	448	3	KYZ Output Accumulation, Relay 4	4,294,967,295 / 0	1 Unit	F14
20	448	4	KYZ Output Accumulation, LED	4,294,967,295 / 0	1 Unit	F14

OBJECT	EIG LINE	EIG POINT	Description	Range	Units	Type
20	475	0	Quadrant 1 Watthour, Secondary	+4,294,967,295 Wh / 0 Wh	1 W <sub>H</sub>	F15
20	475	1	Quadrant 4 Watthour, Secondary	+4,294,967,295 Wh / 0 Wh	1 W <sub>H</sub>	F15
20	475	2	Quadrant 2 Watthour, Secondary	+4,294,967,295 Wh / 0 Wh	1 W <sub>H</sub>	F15
20	475	3	Quadrant 3 Watthour, Secondary	+4,294,967,295 Wh / 0 Wh	1 W <sub>H</sub>	F15
20	476	0	Quadrant 1 Vahour, Secondary	+4,294,967,295 VAh / 0 VAh	1 VA <sub>H</sub>	F15
20	476	1	Quadrant 1 VARhour, Secondary	+4,294,967,295 VARh / 0 VARh	1 VAR <sub>H</sub>	F15
20	476	2	Quadrant 4 Vahour, Secondary	+4,294,967,295 VAh / 0 VAh	1 VA <sub>H</sub>	F15
20	476	3	Quadrant 4 VARhour, Secondary	+4,294,967,295 VARh / 0 VARh	1 VAR <sub>H</sub>	F15
20	476	4	Quadrant 2 Vahour, Secondary	+4,294,967,295 VAh / 0 VAh	1 VA <sub>H</sub>	F15
20	476	5	Quadrant 2 VARhour, Secondary	+4,294,967,295 VARh / 0 VARh	1 VAR <sub>H</sub>	F15
20	476	6	Quadrant 3 Vahour, Secondary	+4,294,967,295 VAh / 0 VAh	1 VA <sub>H</sub>	F15
20	476	7	Quadrant 3 VARhour, Secondary	+4,294,967,295 VARh / 0 VARh	1 VAR <sub>H</sub>	F15
20	477	0	12x2 meters - Quadrant 1 Watthour, Primary; 1450/1500+ - Undefined	+4,294,967,295 Wh / 0 Wh	1 W <sub>H</sub>	F15
20	477	1	12x2 meters - Quadrant 4 Watthour, Primary; 1450/1500+ - Undefined	+4,294,967,295 Wh / 0 Wh	1 W <sub>H</sub>	F15
20	477	2	12x2 meters - Quadrant 2 Watthour, Primary; 1450/1500+ - Undefined	+4,294,967,295 Wh / 0 Wh	1 W <sub>H</sub>	F15
20	477	3	12x2 meters - Quadrant 3 Watthour, Primary; 1450/1500+ - Undefined	+4,294,967,295 Wh / 0 Wh	1 W <sub>H</sub>	F15
20	478	0	12x2 meters - Total Vahour (Quadrants 1+2+3+4), Primary; 1450/1500+ - Undefined	+4,294,967,295 VAh / 0 VAh	1 VA <sub>H</sub>	F15
20	478	1	12x2 meters - Positive VARhour (Quadrants 1+2), Primary; 1450/1500+ - Undefined	+4,294,967,295 VARh / 0 VARh	1 VAR <sub>H</sub>	F15
20	478	2	12x2 meters - Negative VARhour (Quadrants 3+4), Primary; 1450/1500+ - Undefined	+4,294,967,295 VARh / 0 VARh	1 VAR <sub>H</sub>	F15
20	492	0	Positive Watt (Quadrants 1+4) Cumulative Demand	+4,294,967,295 Watt / 0 Watt	1 W <sub>H</sub>	F14
20	492	1	Negative Watt (Quadrants 2+3) Cumulative Demand	+4,294,967,295 Watt / 0 Watt	1 W <sub>H</sub>	F14
20	493	0	Positive Watt (Quadrants 1+4) Continuous Cumulative Demand	+4,294,967,295 Watt / 0 Watt	1 W <sub>H</sub>	F14
20	493	1	Negative Watt (Quadrants 2+3) Continuous Cumulative Demand	+4,294,967,295 Watt / 0 Watt	1 W <sub>H</sub>	F14
20	494	0	12x2 meters - TOU Current Season Reg1 Cumulative Demand Q1 + Q4 Watt; 1450/1500+ - Undefined	+4,294,967,295 Watt / 0 Watt	1 W <sub>H</sub>	F14
20	494	1	12x2 meters - TOU Current Season Reg1 Cumulative Demand Q2 + Q3 Watt; 1450/1500+ - Undefined	+4,294,967,295 Watt / 0 Watt	1 W <sub>H</sub>	F14
20	494	2	12x2 meters - TOU Current Season Reg2 Cumulative Demand Q1 + Q4 Watt; 1450/1500+ - Undefined	+4,294,967,295 Watt / 0 Watt	1 W <sub>H</sub>	F14
20	494	3	12x2 meters - TOU Current Season Reg2 Cumulative Demand Q2 + Q3 Watt; 1450/1500+ - Undefined	+4,294,967,295 Watt / 0 Watt	1 W <sub>H</sub>	F14



OBJECT	EIG LINE	EIG POINT	Description	Range	Units	Type
20	494	4	12x2 meters - TOU Current Season Reg3 Cumulative Demand Q1 + Q4 Watt; 1450/1500+ - Undefined	+4,294,967,295 Watt / 0 Watt	1 W <sub>H</sub>	F14
20	494	5	12x2 meters - TOU Current Season Reg3 Cumulative Demand Q2 + Q3 Watt; 1450/1500+ - Undefined	+4,294,967,295 Watt / 0 Watt	1 W <sub>H</sub>	F14
20	494	6	12x2 meters - TOU Current Season Reg4 Cumulative Demand Q1 + Q4 Watt; 1450/1500+ - Undefined	+4,294,967,295 Watt / 0 Watt	1 W <sub>H</sub>	F14
20	494	7	12x2 meters - TOU Current Season Reg4 Cumulative Demand Q2 + Q3 Watt; 1450/1500+ - Undefined	+4,294,967,295 Watt / 0 Watt	1 W <sub>H</sub>	F14
20	494	8	12x2 meters - TOU Current Season Reg5 Cumulative Demand Q1 + Q4 Watt; 1450/1500+ - Undefined	+4,294,967,295 Watt / 0 Watt	1 W <sub>H</sub>	F14
20	494	9	12x2 meters - TOU Current Season Reg5 Cumulative Demand Q2 + Q3 Watt; 1450/1500+ - Undefined	+4,294,967,295 Watt / 0 Watt	1 W <sub>H</sub>	F14
20	494	10	12x2 meters - TOU Current Season Reg6 Cumulative Demand Q1 + Q4 Watt; 1450/1500+ - Undefined	+4,294,967,295 Watt / 0 Watt	1 W <sub>H</sub>	F14
20	494	11	12x2 meters - TOU Current Season Reg6 Cumulative Demand Q2 + Q3 Watt; 1450/1500+ - Undefined	+4,294,967,295 Watt / 0 Watt	1 W <sub>H</sub>	F14
20	494	12	12x2 meters - TOU Current Season Reg7 Cumulative Demand Q1 + Q4 Watt; 1450/1500+ - Undefined	+4,294,967,295 Watt / 0 Watt	1 W <sub>H</sub>	F14
20	494	13	12x2 meters - TOU Current Season Reg7 Cumulative Demand Q2 + Q3 Watt; 1450/1500+ - Undefined	+4,294,967,295 Watt / 0 Watt	1 W <sub>H</sub>	F14
20	494	14	12x2 meters - TOU Current Season Reg8 Cumulative Demand Q1 + Q4 Watt; 1450/1500+ - Undefined	+4,294,967,295 Watt / 0 Watt	1 W <sub>H</sub>	F14
20	494	15	12x2 meters - TOU Current Season Reg8 Cumulative Demand Q2 + Q3 Watt; 1450/1500+ - Undefined	+4,294,967,295 Watt / 0 Watt	1 W <sub>H</sub>	F14
20	494	16	12x2 meters - TOU Current Season Total Cumulative Demand Q1 + Q4 Watt; 1450/1500+ - Undefined	+4,294,967,295 Watt / 0 Watt	1 W <sub>H</sub>	F14
20	494	17	12x2 meters - TOU Current Season Total Cumulative Demand Q2 + Q3 Watt; 1450/1500+ - Undefined	+4,294,967,295 Watt / 0 Watt	1 W <sub>H</sub>	F14
20	495	0	12x2 meters - TOU Current Month Reg1 Cumulative Demand Q1 + Q4 Watt; 1450/1500+ - Undefined	+4,294,967,295 Watt / 0 Watt	1 W <sub>H</sub>	F14
20	495	1	12x2 meters - TOU Current Month Reg1 Cumulative Demand Q2 + Q3 Watt; 1450/1500+ - Undefined	+4,294,967,295 Watt / 0 Watt	1 W <sub>H</sub>	F14
20	495	2	12x2 meters - TOU Current Month Reg2 Cumulative Demand Q1 + Q4 Watt; 1450/1500+ - Undefined	+4,294,967,295 Watt / 0 Watt	1 W <sub>H</sub>	F14
20	495	3	12x2 meters - TOU Current Month Reg2 Cumulative Demand Q2 + Q3 Watt; 1450/1500+ - Undefined	+4,294,967,295 Watt / 0 Watt	1 W <sub>H</sub>	F14

OBJECT	EIG LINE	EIG POINT	Description	Range	Units	Type
20	495	4	12x2 meters - TOU Current Month Reg3 Cumulative Demand Q1 + Q4 Watt; 1450/1500+ - Undefined	+4,294,967,295 Watt / 0 Watt	1 W <sub>H</sub>	F14
20	495	5	12x2 meters - TOU Current Month Reg3 Cumulative Demand Q2 + Q3 Watt; 1450/1500+ - Undefined	+4,294,967,295 Watt / 0 Watt	1 W <sub>H</sub>	F14
20	495	6	12x2 meters - TOU Current Month Reg4 Cumulative Demand Q1 + Q4 Watt; 1450/1500+ - Undefined	+4,294,967,295 Watt / 0 Watt	1 W <sub>H</sub>	F14
20	495	7	12x2 meters - TOU Current Month Reg4 Cumulative Demand Q2 + Q3 Watt; 1450/1500+ - Undefined	+4,294,967,295 Watt / 0 Watt	1 W <sub>H</sub>	F14
20	495	8	12x2 meters - TOU Current Month Reg5 Cumulative Demand Q1 + Q4 Watt; 1450/1500+ - Undefined	+4,294,967,295 Watt / 0 Watt	1 W <sub>H</sub>	F14
20	495	9	12x2 meters - TOU Current Month Reg5 Cumulative Demand Q2 + Q3 Watt; 1450/1500+ - Undefined	+4,294,967,295 Watt / 0 Watt	1 W <sub>H</sub>	F14
20	495	10	12x2 meters - TOU Current Month Reg6 Cumulative Demand Q1 + Q4 Watt; 1450/1500+ - Undefined	+4,294,967,295 Watt / 0 Watt	1 W <sub>H</sub>	F14
20	495	11	12x2 meters - TOU Current Month Reg6 Cumulative Demand Q2 + Q3 Watt; 1450/1500+ - Undefined	+4,294,967,295 Watt / 0 Watt	1 W <sub>H</sub>	F14
20	495	12	12x2 meters - TOU Current Month Reg7 Cumulative Demand Q1 + Q4 Watt; 1450/1500+ - Undefined	+4,294,967,295 Watt / 0 Watt	1 W <sub>H</sub>	F14
20	495	13	12x2 meters - TOU Current Month Reg7 Cumulative Demand Q2 + Q3 Watt; 1450/1500+ - Undefined	+4,294,967,295 Watt / 0 Watt	1 W <sub>H</sub>	F14
20	495	14	12x2 meters - TOU Current Month Reg8 Cumulative Demand Q1 + Q4 Watt; 1450/1500+ - Undefined	+4,294,967,295 Watt / 0 Watt	1 W <sub>H</sub>	F14
20	495	15	12x2 meters - TOU Current Month Reg8 Cumulative Demand Q2 + Q3 Watt; 1450/1500+ - Undefined	+4,294,967,295 Watt / 0 Watt	1 W <sub>H</sub>	F14
20	495	16	12x2 meters - TOU Current Month Total Cumulative Demand Q1 + Q4 Watt; 1450/1500+ - Undefined	+4,294,967,295 Watt / 0 Watt	1 W <sub>H</sub>	F14
20	495	17	12x2 meters - TOU Current Month Total Cumulative Demand Q2 + Q3 Watt; 1450/1500+ - Undefined	+4,294,967,295 Watt / 0 Watt	1 W <sub>H</sub>	F14
20	496	0	12x2 meters - TOU Current Season Reg1 Continuous Cumulative Demand Q1 + Q4 Watt; 1450/1500+ - Undefined	+4,294,967,295 Watt / 0 Watt	1 W <sub>H</sub>	F14
20	496	1	12x2 meters - TOU Current Season Reg1 Continuous Cumulative Demand Q2 + Q3 Watt; 1450/1500+ - Undefined	+4,294,967,295 Watt / 0 Watt	1 W <sub>H</sub>	F14
20	496	2	12x2 meters - TOU Current Season Reg2 Continuous Cumulative Demand Q1 + Q4 Watt; 1450/1500+ - Undefined	+4,294,967,295 Watt / 0 Watt	1 W <sub>H</sub>	F14
20	496	3	12x2 meters - TOU Current Season Reg2 Continuous Cumulative Demand Q2 + Q3 Watt; 1450/1500+ - Undefined	+4,294,967,295 Watt / 0 Watt	1 W <sub>H</sub>	F14

OBJECT	EIG LINE	EIG POINT	Description	Range	Units	Type
20	496	4	12x2 meters - TOU Current Season Reg3 Continuous Cumulative Demand Q1 + Q4 Watt; 1450/1500+ - Undefined	+4,294,967,295 Watt / 0 Watt	1 W <sub>H</sub>	F14
20	496	5	12x2 meters - TOU Current Season Reg3 Continuous Cumulative Demand Q2 + Q3 Watt; 1450/1500+ - Undefined	+4,294,967,295 Watt / 0 Watt	1 W <sub>H</sub>	F14
20	496	6	12x2 meters - TOU Current Season Reg4 Continuous Cumulative Demand Q1 + Q4 Watt; 1450/1500+ - Undefined	+4,294,967,295 Watt / 0 Watt	1 W <sub>H</sub>	F14
20	496	7	12x2 meters - TOU Current Season Reg4 Continuous Cumulative Demand Q2 + Q3 Watt; 1450/1500+ - Undefined	+4,294,967,295 Watt / 0 Watt	1 W <sub>H</sub>	F14
20	496	8	12x2 meters - TOU Current Season Reg5 Continuous Cumulative Demand Q1 + Q4 Watt; 1450/1500+ - Undefined	+4,294,967,295 Watt / 0 Watt	1 W <sub>H</sub>	F14
20	496	9	12x2 meters - TOU Current Season Reg5 Continuous Cumulative Demand Q2 + Q3 Watt; 1450/1500+ - Undefined	+4,294,967,295 Watt / 0 Watt	1 W <sub>H</sub>	F14
20	496	10	12x2 meters - TOU Current Season Reg6 Continuous Cumulative Demand Q1 + Q4 Watt; 1450/1500+ - Undefined	+4,294,967,295 Watt / 0 Watt	1 W <sub>H</sub>	F14
20	496	11	12x2 meters - TOU Current Season Reg6 Continuous Cumulative Demand Q2 + Q3 Watt; 1450/1500+ - Undefined	+4,294,967,295 Watt / 0 Watt	1 W <sub>H</sub>	F14
20	496	12	12x2 meters - TOU Current Season Reg7 Continuous Cumulative Demand Q1 + Q4 Watt; 1450/1500+ - Undefined	+4,294,967,295 Watt / 0 Watt	1 W <sub>H</sub>	F14
20	496	13	12x2 meters - TOU Current Season Reg7 Continuous Cumulative Demand Q2 + Q3 Watt; 1450/1500+ - Undefined	+4,294,967,295 Watt / 0 Watt	1 W <sub>H</sub>	F14
20	496	14	12x2 meters - TOU Current Season Reg8 Continuous Cumulative Demand Q1 + Q4 Watt; 1450/1500+ - Undefined	+4,294,967,295 Watt / 0 Watt	1 W <sub>H</sub>	F14
20	496	15	12x2 meters - TOU Current Season Reg8 Continuous Cumulative Demand Q2 + Q3 Watt; 1450/1500+ - Undefined	+4,294,967,295 Watt / 0 Watt	1 W <sub>H</sub>	F14
20	496	16	12x2 meters - TOU Current Season Total Continuous Cumulative Demand Q1 + Q4 Watt; 1450/1500+ - Undefined	+4,294,967,295 Watt / 0 Watt	1 W <sub>H</sub>	F14
20	496	17	12x2 meters - TOU Current Season Total Continuous Cumulative Demand Q2 + Q3 Watt; 1450/1500+ - Undefined	+4,294,967,295 Watt / 0 Watt	1 W <sub>H</sub>	F14
20	497	0	12x2 meters - TOU Current Month Reg1 Continuous Cumulative Demand Q1 + Q4 Watt; 1450/1500+ - Undefined	+4,294,967,295 Watt / 0 Watt	1 W <sub>H</sub>	F14
20	497	1	12x2 meters - TOU Current Month Reg1 Continuous Cumulative Demand Q2 + Q3 Watt; 1450/1500+ - Undefined	+4,294,967,295 Watt / 0 Watt	1 W <sub>H</sub>	F14
20	497	2	12x2 meters - TOU Current Month Reg2 Continuous Cumulative Demand Q1 + Q4 Watt; 1450/1500+ - Undefined	+4,294,967,295 Watt / 0 Watt	1 W <sub>H</sub>	F14
20	497	3	12x2 meters - TOU Current Month Reg2 Continuous Cumulative Demand Q2 + Q3 Watt; 1450/1500+ - Undefined	+4,294,967,295 Watt / 0 Watt	1 W <sub>H</sub>	F14

OBJECT	EIG LINE	EIG POINT	Description	Range	Units	Type
20	497	4	12x2 meters - TOU Current Month Reg3 Continuous Cumulative Demand Q1 + Q4 Watt; 1450/1500+ - Undefined	+4,294,967,295 Watt / 0 Watt	1 W <sub>H</sub>	F14
20	497	5	12x2 meters - TOU Current Month Reg3 Continuous Cumulative Demand Q2 + Q3 Watt; 1450/1500+ - Undefined	+4,294,967,295 Watt / 0 Watt	1 W <sub>H</sub>	F14
20	497	6	12x2 meters - TOU Current Month Reg4 Continuous Cumulative Demand Q1 + Q4 Watt; 1450/1500+ - Undefined	+4,294,967,295 Watt / 0 Watt	1 W <sub>H</sub>	F14
20	497	7	12x2 meters - TOU Current Month Reg4 Continuous Cumulative Demand Q2 + Q3 Watt; 1450/1500+ - Undefined	+4,294,967,295 Watt / 0 Watt	1 W <sub>H</sub>	F14
20	497	8	12x2 meters - TOU Current Month Reg5 Continuous Cumulative Demand Q1 + Q4 Watt; 1450/1500+ - Undefined	+4,294,967,295 Watt / 0 Watt	1 W <sub>H</sub>	F14
20	497	9	12x2 meters - TOU Current Month Reg5 Continuous Cumulative Demand Q2 + Q3 Watt; 1450/1500+ - Undefined	+4,294,967,295 Watt / 0 Watt	1 W <sub>H</sub>	F14
20	497	10	12x2 meters - TOU Current Month Reg6 Continuous Cumulative Demand Q1 + Q4 Watt; 1450/1500+ - Undefined	+4,294,967,295 Watt / 0 Watt	1 W <sub>H</sub>	F14
20	497	11	12x2 meters - TOU Current Month Reg6 Continuous Cumulative Demand Q2 + Q3 Watt; 1450/1500+ - Undefined	+4,294,967,295 Watt / 0 Watt	1 W <sub>H</sub>	F14
20	497	12	12x2 meters - TOU Current Month Reg7 Continuous Cumulative Demand Q1 + Q4 Watt; 1450/1500+ - Undefined	+4,294,967,295 Watt / 0 Watt	1 W <sub>H</sub>	F14
20	497	13	12x2 meters - TOU Current Month Reg7 Continuous Cumulative Demand Q2 + Q3 Watt; 1450/1500+ - Undefined	+4,294,967,295 Watt / 0 Watt	1 W <sub>H</sub>	F14
20	497	14	12x2 meters - TOU Current Month Reg8 Continuous Cumulative Demand Q1 + Q4 Watt; 1450/1500+ - Undefined	+4,294,967,295 Watt / 0 Watt	1 W <sub>H</sub>	F14
20	497	15	12x2 meters - TOU Current Month Reg8 Continuous Cumulative Demand Q2 + Q3 Watt; 1450/1500+ - Undefined	+4,294,967,295 Watt / 0 Watt	1 W <sub>H</sub>	F14
20	497	16	12x2 meters - TOU Current Month Total Continuous Cumulative Demand Q1 + Q4 Watt; 1450/1500+ - Undefined	+4,294,967,295 Watt / 0 Watt	1 W <sub>H</sub>	F14
20	497	17	12x2 meters - TOU Current Month Total Continuous Cumulative Demand Q2 + Q3 Watt; 1450/1500+ - Undefined	+4,294,967,295 Watt / 0 Watt	1 W <sub>H</sub>	F14
20	507	0-4	Uncompensated Energy, secondary, binary	+4,294,967,295 Wh / 0 Wh	2 <sup>32</sup> W <sub>H</sub>	F8
20	509	0-4	12x2 meters - Uncompensated Energy, primary binary; 1450/1500+ - Undefined	+4,294,967,295 Wh / 0 Wh	2 <sup>32</sup> W <sub>H</sub>	F15
20	520	0-1	+/- Qh, secondary binary	+4,294,967,295 Qh / 0 Qh	2 <sup>32</sup> Q <sub>H</sub>	F8
20	522	0-1	12x2 meters - +/- Qh, primary binary; 1450/1500+ - Undefined	+4,294,967,295 Qh / 0 Qh	2 <sup>32</sup> Q <sub>H</sub>	F15
20	536	0	Total VAh (Quadrant 1+2+3+4) Scaled Primary	variable (9999 through 999999999 / 0)	variable 10 <sup>6</sup> - 10 <sup>-7</sup>	F36
20	536	1	Positive VARh (Quadrant 1+2) Scaled Priamry	variable (9999 through 999999999 / 0)	variable 10 <sup>6</sup> - 10 <sup>-7</sup>	F36

OBJECT	EIG LINE	EIG POINT	Description	Range	Units	Type
20	536	2	Negative VARh (Quadrant 3+4) Scaled Primary	variable (9999 through 999999999 / 0)	variable $10^6 - 10^{-7}$	F36
20	537	0	Positive Wh (Quadrant 1+4) Scaled Primary	variable (9999 through 999999999 / 0)	variable $10^6 - 10^{-7}$	F36
20	537	1	Quadrant 1 VAh Scaled Primary	variable (9999 through 999999999 / 0)	variable $10^6 - 10^{-7}$	F36
20	537	2	Quadrant 1 VARh Scaled Primary	variable (9999 through 999999999 / 0)	variable $10^6 - 10^{-7}$	F36
20	537	3	Quadrant 4 VAh Scaled Primary	variable (9999 through 999999999 / 0)	variable $10^6 - 10^{-7}$	F36
20	537	4	Quadrant 4 VARh Scaled Primary	variable (9999 through 999999999 / 0)	variable $10^6 - 10^{-7}$	F36
20	537	5	Negative Wh (Quadrant 2+3) Scaled Primary	variable (9999 through 999999999 / 0)	variable $10^6 - 10^{-7}$	F36
20	537	6	Quadrant 2 VAh Scaled Primary	variable (9999 through 999999999 / 0)	variable $10^6 - 10^{-7}$	F36
20	537	7	Quadrant 2 VARh Scaled Primary	variable (9999 through 999999999 / 0)	variable $10^6 - 10^{-7}$	F36
20	537	8	Quadrant 3 VAh Scaled Primary	variable (9999 through 999999999 / 0)	variable $10^6 - 10^{-7}$	F36
20	537	9	Quadrant 3 VARh Scaled Primary	variable (9999 through 999999999 / 0)	variable $10^6 - 10^{-7}$	F36
20	538	0	I2t Phase A Scaled Primary	variable (9999 through 999999999 / 0)	variable $10^6 - 10^{-7}$	F36
20	538	1	I2t Phase B Scaled Primary	variable (9999 through 999999999 / 0)	variable $10^6 - 10^{-7}$	F36
20	538	2	I2t Phase C Scaled Primary	variable (9999 through 999999999 / 0)	variable $10^6 - 10^{-7}$	F36
20	538	3	V2t Phase A Scaled Primary	variable (9999 through 999999999 / 0)	variable $10^6 - 10^{-7}$	F36
20	538	4	V2t Phase B Scaled Primary	variable (9999 through 999999999 / 0)	variable $10^6 - 10^{-7}$	F36
20	538	5	V2t Phase C Scaled Primary	variable (9999 through 999999999 / 0)	variable $10^6 - 10^{-7}$	F36
20	539	0	Quadrant 1 Wh Scaled Primary	variable (9999 through 999999999 / 0)	variable $10^6 - 10^{-7}$	F36
20	539	1	Quadrant 4 Wh Scaled Primary	variable (9999 through 999999999 / 0)	variable $10^6 - 10^{-7}$	F36
20	539	2	Quadrant 2 Wh Scaled Primary	variable (9999 through 999999999 / 0)	variable $10^6 - 10^{-7}$	F36
20	539	3	Quadrant 3 Wh Scaled Primary	variable (9999 through 999999999 / 0)	variable $10^6 - 10^{-7}$	F36
20	540	0	Uncompensated Total VAh, Scaled Primary	variable (9999 through 999999999 / 0)	variable $10^6 - 10^{-7}$	F36
20	540	1-2	Uncompensated +/- VARh Scaled Primary	variable (9999 through 999999999 / 0)	variable $10^6 - 10^{-7}$	F36
20	540	3-4	Uncompensated +/- Wh Scaled Primary	variable (9999 through 999999999 / 0)	variable $10^6 - 10^{-7}$	F36
20	541	0-1	+/- Qh Scaled Primary	variable (9999 through 999999999 / 0)	variable $10^6 - 10^{-7}$	F36
20	542	0	12x2 meters - Test Mode Positive Wh (Quadrant 1+4) Scaled Secondary; 1500+ meter - Test Mode Block Window Average VA	variable (9999 through 999999999 / 0)	variable $10^6 - 10^{-7}$	F36
20	542	1	12x2 meters -Test Mode Quadrant 1 VAh Scaled Secondary; 1500+ meter - Test Mode Block Window Average +VAR	variable (9999 through 999999999 / 0)	variable $10^6 - 10^{-7}$	F36
20	542	2	12x2 meters -Test Mode Quadrant 1 VARh Scaled Secondary; 1500+ meter - Test Mode Block Window Average -VAR	variable (9999 through 999999999 / 0)	variable $10^6 - 10^{-7}$	F36
20	542	3	12x2 meters -Test Mode Quadrant 4 VAh Scaled Secondary; 1500+ meter - Test Mode Block Window Average +W	variable (9999 through 999999999 / 0)	variable $10^6 - 10^{-7}$	F36

OBJECT	EIG LINE	EIG POINT	Description	Range	Units	Type
20	542	4	12x2 meters -Test Mode Quadrant 4 VARh Scaled Secondary; 1500+ meter - Test Mode Block Window Average -W	variable (9999 through 999999999 / 0)	variable 10 <sup>6</sup> - 10 <sup>-7</sup>	F36
20	542	5	12x2 meters -Test Mode Negative Wh (Quadrant 2+3) Scaled Secondary; 1500+ meter - Test Mode Sliding Window Average VA	variable (9999 through 999999999 / 0)	variable 10 <sup>6</sup> - 10 <sup>-7</sup>	F36
20	542	6	12x2 meters -Test Mode Quadrant 2 VAh Scaled Secondary; 1500+ meter - Test Mode Sliding Window Average +VAR	variable (9999 through 999999999 / 0)	variable 10 <sup>6</sup> - 10 <sup>-7</sup>	F36
20	542	7	12x2 meters -Test Mode Quadrant 2 VARh Scaled Secondary; 1500+ meter - Test Mode Sliding Window Average -VAR	variable (9999 through 999999999 / 0)	variable 10 <sup>6</sup> - 10 <sup>-7</sup>	F36
20	542	8	12x2 meters -Test Mode Quadrant 3 VAh Scaled Secondary; 1500+ meter - Test Mode Sliding Window Average +W	variable (9999 through 999999999 / 0)	variable 10 <sup>6</sup> - 10 <sup>-7</sup>	F36
20	542	9	12x2 meters -Test Mode Quadrant 3 VARh Scaled Secondary; 1500+ meter - Test Mode Sliding Window Average -W	variable (9999 through 999999999 / 0)	variable 10 <sup>6</sup> - 10 <sup>-7</sup>	F36
20	543	0-7	Pulse Accumulation Inputs 1-8, Scaled	variable (9999 through 999999999 / 0)	variable 10 <sup>6</sup> - 10 <sup>-7</sup>	F36
20	544	0-3	Pulse Aggregations 1-4, Scaled	variable (9999 through 999999999 / 0)	variable 10 <sup>6</sup> - 10 <sup>-7</sup>	F36
20	545	0	12x2 meters -TOU Prior Season Reg0 Positive Wh (Quadrant 1+4) Scaled Primary; 1450/1500+ - Undefined	variable (9999 through 999999999 / 0)	variable 10 <sup>6</sup> - 10 <sup>-7</sup>	F36
20	545	1	12x2 meters -TOU Prior Season Reg0 Quadrant 1 VAh Scaled Primary; 1450/1500+ - Undefined	variable (9999 through 999999999 / 0)	variable 10 <sup>6</sup> - 10 <sup>-7</sup>	F36
20	545	2	12x2 meters -TOU Prior Season Reg0 Quadrant 1 VARh Scaled Primary; 1450/1500+ - Undefined	variable (9999 through 999999999 / 0)	variable 10 <sup>6</sup> - 10 <sup>-7</sup>	F36
20	545	3	12x2 meters -TOU Prior Season Reg0 Quadrant 4 VAh Scaled Primary; 1450/1500+ - Undefined	variable (9999 through 999999999 / 0)	variable 10 <sup>6</sup> - 10 <sup>-7</sup>	F36
20	545	4	12x2 meters -TOU Prior Season Reg0 Quadrant 4 VARh Scaled Primary; 1450/1500+ - Undefined	variable (9999 through 999999999 / 0)	variable 10 <sup>6</sup> - 10 <sup>-7</sup>	F36
20	545	5	12x2 meters -TOU Prior Season Reg0 Negative Wh (Quadrant 2+3) Scaled Primary; 1450/1500+ - Undefined	variable (9999 through 999999999 / 0)	variable 10 <sup>6</sup> - 10 <sup>-7</sup>	F36
20	545	6	12x2 meters -TOU Prior Season Reg0 Quadrant 2 VAh Scaled Primary; 1450/1500+ - Undefined	variable (9999 through 999999999 / 0)	variable 10 <sup>6</sup> - 10 <sup>-7</sup>	F36
20	545	7	12x2 meters -TOU Prior Season Reg0 Quadrant 2 VARh Scaled Primary; 1450/1500+ - Undefined	variable (9999 through 999999999 / 0)	variable 10 <sup>6</sup> - 10 <sup>-7</sup>	F36
20	545	8	12x2 meters -TOU Prior Season Reg0 Quadrant 3 VAh Scaled Primary; 1450/1500+ - Undefined	variable (9999 through 999999999 / 0)	variable 10 <sup>6</sup> - 10 <sup>-7</sup>	F36
20	545	9	12x2 meters -TOU Prior Season Reg0 Quadrant 3 VARh Scaled Primary; 1450/1500+ - Undefined	variable (9999 through 999999999 / 0)	variable 10 <sup>6</sup> - 10 <sup>-7</sup>	F36
20	546	0-9	12x2 meters -TOU Prior Season Reg1 Energy Scaled Primary; 1450/1500+ - Undefined	variable (9999 through 999999999 / 0)	variable 10 <sup>6</sup> - 10 <sup>-7</sup>	F36

OBJECT	EIG LINE	EIG POINT	Description	Range	Units	Type
20	547-552	0-9	12x2 meters -TOU Prior Season Reg2-Reg7 Energy Scaled Primary; 1450/1500+ - Undefined	variable (9999 through 999999999 / 0)	variable 10 <sup>6</sup> - 10 <sup>-7</sup>	F36
20	553	0-9	12x2 meters -TOU Prior Season Total Energy Scaled Primary; 1450/1500+ - Undefined	variable (9999 through 999999999 / 0)	variable 10 <sup>6</sup> - 10 <sup>-7</sup>	F36
20	554-562	0-9	12x2 meters -TOU Prior Month Reg0-Reg7 & Total Energy Scaled Primary; 1450/1500+ - Undefined	variable (9999 through 999999999 / 0)	variable 10 <sup>6</sup> - 10 <sup>-7</sup>	F36
20	563-571	0-9	12x2 meters -TOU Current Season Reg0-Reg7 & Total Energy Scaled Primary; 1450/1500+ - Undefined	variable (9999 through 999999999 / 0)	variable 10 <sup>6</sup> - 10 <sup>-7</sup>	F36
20	572-580	0-9	12x2 meters -TOU Current Month Reg0-Reg7 & Total Energy Scaled Primary; 1450/1500+ - Undefined	variable (9999 through 999999999 / 0)	variable 10 <sup>6</sup> - 10 <sup>-7</sup>	F36
20	601	0	12x2 meter - Total Average Power Factor Initial Wh Q14 (Primary, Binary)	9,999,999,999,999,999 Wh / 0 Wh	1 Wh	F15
20	601	1	12x2 meter -Total Average Power Factor Initial WH Q23 (Primary, Binary)	9,999,999,999,999,999 Wh / 0 Wh	1 Wh	F15
20	601	2	12x2 meter -Total Average Power Factor Initial VAh Q14 (Primary, Binary)	9,999,999,999,999,999 VAh / 0 VAh	1 VAh	F15
20	601	3	12x2 meter -Total Average Power Factor Initial VAh Q23 (Primary, Binary)	9,999,999,999,999,999 VAh / 0 VAh	1 VAh	F15
20	602	0	12x2 meter -Total Average Power Factor Accumulated Wh Q14 (Primary, Binary)	9,999,999,999,999,999 Wh / 0 Wh	1 Wh	F15
20	602	1	12x2 meter -Total Average Power Factor Accumulated Wh Q23 (Primary, Binary)	9,999,999,999,999,999 Wh / 0 Wh	1 Wh	F15
20	602	2	12x2 meter -Total Average Power Factor Accumulated VAh Q14 (Primary, Binary)	9,999,999,999,999,999 VAh / 0 VAh	1 VAh	F15
20	602	3	12x2 meter -Total Average Power Factor Accumulated VAh Q23, (Primary, Binary)	9,999,999,999,999,999 VAh / 0 VAh	1 VAh	F15
20	601	0	1500+ meter - Total Average Power Factor Initial Wh Q14 (Primary, Binary)	variable (9999 through 999999999 / 0)	variable 10 <sup>6</sup> - 10 <sup>-7</sup>	F36
20	601	1	1500+ meter - Total Average Power Factor Initial WH Q23 (Primary, Binary)	variable (9999 through 999999999 / 0)	variable 10 <sup>6</sup> - 10 <sup>-7</sup>	F36
20	601	2	1500+ meter - Total Average Power Factor Initial VAh Q14 (Primary, Binary)	variable (9999 through 999999999 / 0)	variable 10 <sup>6</sup> - 10 <sup>-7</sup>	F36
20	601	3	1500+ meter - Total Average Power Factor Initial VAh Q23 (Primary, Binary)	variable (9999 through 999999999 / 0)	variable 10 <sup>6</sup> - 10 <sup>-7</sup>	F36
20	602	0	1500+ meter - Total Average Power Factor Accumulated Wh Q14 (Primary, Binary)	variable (9999 through 999999999 / 0)	variable 10 <sup>6</sup> - 10 <sup>-7</sup>	F36
20	602	1	1500+ meter - Total Average Power Factor Accumulated Wh Q23 (Primary, Binary)	variable (9999 through 999999999 / 0)	variable 10 <sup>6</sup> - 10 <sup>-7</sup>	F36
20	602	2	1500+ meter - Total Average Power Factor Accumulated VAh Q14 (Primary, Binary)	variable (9999 through 999999999 / 0)	variable 10 <sup>6</sup> - 10 <sup>-7</sup>	F36

OBJECT	EIG LINE	EIG POINT	Description	Range	Units	Type
20	602	3	1500+ meter - Total Average Power Factor Accumulated VAh Q23, (Primary, Binary)	variable (9999 through 999999999 / 0)	variable 10 <sup>6</sup> - 10 <sup>-7</sup>	F36
20	10384	0	1450/1500+ - TOU Acc. Current Month Whole Month Rate 0 Data Set 01	variable (9999 through 999999999 / 0)	variable 106 - 10-7	F36
20	10390	0	1450/1500+ - TOU Acc. Current Month Whole Month Rate 0 Data Set 02	variable (9999 through 999999999 / 0)	variable 106 - 10-7	F36
20	10396	0	1450/1500+ - TOU Acc. Current Month Whole Month Rate 0 Data Set 03	variable (9999 through 999999999 / 0)	variable 106 - 10-7	F36
20	10402	0	1450/1500+ - TOU Acc. Current Month Whole Month Rate 0 Data Set 04	variable (9999 through 999999999 / 0)	variable 106 - 10-7	F36
20	10408	0	1450/1500+ - TOU Acc. Current Month Whole Month Rate 0 Data Set 05	variable (9999 through 999999999 / 0)	variable 106 - 10-7	F36
20	10414	0	1450/1500+ - TOU Acc. Current Month Whole Month Rate 0 Data Set 06	variable (9999 through 999999999 / 0)	variable 106 - 10-7	F36
20	10420	0	1450/1500+ - TOU Acc. Current Month Whole Month Rate 0 Data Set 07	variable (9999 through 999999999 / 0)	variable 106 - 10-7	F36
20	10426	0	1450/1500+ - TOU Acc. Current Month Whole Month Rate 0 Data Set 08	variable (9999 through 999999999 / 0)	variable 106 - 10-7	F36
20	10432	0	1450/1500+ - TOU Acc. Current Month Whole Month Rate 0 Data Set 09	variable (9999 through 999999999 / 0)	variable 106 - 10-7	F36
20	10438	0	1450/1500+ - TOU Acc. Current Month Whole Month Rate 0 Data Set 10	variable (9999 through 999999999 / 0)	variable 106 - 10-7	F36
20	10444	0	1450/1500+ - TOU Acc. Current Month Whole Month Rate 0 Data Set 11	variable (9999 through 999999999 / 0)	variable 106 - 10-7	F36
20	10450	0	1450/1500+ - TOU Acc. Current Month Whole Month Rate 0 Data Set 12	variable (9999 through 999999999 / 0)	variable 106 - 10-7	F36
20	10456	0	1450/1500+ - TOU Acc. Current Month Whole Month Rate 0 Data Set 13	variable (9999 through 999999999 / 0)	variable 106 - 10-7	F36
20	10462	0	1450/1500+ - TOU Acc. Current Month Whole Month Rate 0 Data Set 14	variable (9999 through 999999999 / 0)	variable 106 - 10-7	F36
20	10468	0	1450/1500+ - TOU Acc. Current Month Whole Month Rate 0 Data Set 15	variable (9999 through 999999999 / 0)	variable 106 - 10-7	F36
20	10474	0	1450/1500+ - TOU Acc. Current Month Whole Month Rate 0 Data Set 16	variable (9999 through 999999999 / 0)	variable 106 - 10-7	F36
20	10480	0	1450/1500+ - TOU Acc. Current Month Whole Month Rate 1 Data Set 01	variable (9999 through 999999999 / 0)	variable 106 - 10-7	F36



OBJECT	EIG LINE	EIG POINT	Description	Range	Units	Type
20	10486	0	1450/1500+ - TOU Acc. Current Month Whole Month Rate 1 Data Set 02	variable (9999 through 999999999 / 0)	variable 106 - 10-7	F36
20	10492	0	1450/1500+ - TOU Acc. Current Month Whole Month Rate 1 Data Set 03	variable (9999 through 999999999 / 0)	variable 106 - 10-7	F36
20	10498	0	1450/1500+ - TOU Acc. Current Month Whole Month Rate 1 Data Set 04	variable (9999 through 999999999 / 0)	variable 106 - 10-7	F36
20	10504	0	1450/1500+ - TOU Acc. Current Month Whole Month Rate 1 Data Set 05	variable (9999 through 999999999 / 0)	variable 106 - 10-7	F36
20	10510	0	1450/1500+ - TOU Acc. Current Month Whole Month Rate 1 Data Set 06	variable (9999 through 999999999 / 0)	variable 106 - 10-7	F36
20	10516	0	1450/1500+ - TOU Acc. Current Month Whole Month Rate 1 Data Set 07	variable (9999 through 999999999 / 0)	variable 106 - 10-7	F36
20	10522	0	1450/1500+ - TOU Acc. Current Month Whole Month Rate 1 Data Set 08	variable (9999 through 999999999 / 0)	variable 106 - 10-7	F36
20	10528	0	1450/1500+ - TOU Acc. Current Month Whole Month Rate 1 Data Set 09	variable (9999 through 999999999 / 0)	variable 106 - 10-7	F36
20	10534	0	1450/1500+ - TOU Acc. Current Month Whole Month Rate 1 Data Set 10	variable (9999 through 999999999 / 0)	variable 106 - 10-7	F36
20	10540	0	1450/1500+ - TOU Acc. Current Month Whole Month Rate 1 Data Set 11	variable (9999 through 999999999 / 0)	variable 106 - 10-7	F36
20	10546	0	1450/1500+ - TOU Acc. Current Month Whole Month Rate 1 Data Set 12	variable (9999 through 999999999 / 0)	variable 106 - 10-7	F36
20	10552	0	1450/1500+ - TOU Acc. Current Month Whole Month Rate 1 Data Set 13	variable (9999 through 999999999 / 0)	variable 106 - 10-7	F36
20	10558	0	1450/1500+ - TOU Acc. Current Month Whole Month Rate 1 Data Set 14	variable (9999 through 999999999 / 0)	variable 106 - 10-7	F36
20	10564	0	1450/1500+ - TOU Acc. Current Month Whole Month Rate 1 Data Set 15	variable (9999 through 999999999 / 0)	variable 106 - 10-7	F36
20	10570	0	1450/1500+ - TOU Acc. Current Month Whole Month Rate 1 Data Set 16	variable (9999 through 999999999 / 0)	variable 106 - 10-7	F36
20	10576	0	1450/1500+ - TOU Acc. Current Month Whole Month Rate 2 Data Set 01	variable (9999 through 999999999 / 0)	variable 106 - 10-7	F36
20	10582	0	1450/1500+ - TOU Acc. Current Month Whole Month Rate 2 Data Set 02	variable (9999 through 999999999 / 0)	variable 106 - 10-7	F36
20	10588	0	1450/1500+ - TOU Acc. Current Month Whole Month Rate 2 Data Set 03	variable (9999 through 999999999 / 0)	variable 106 - 10-7	F36

OBJECT	EIG LINE	EIG POINT	Description	Range	Units	Type
20	10594	0	1450/1500+ - TOU Acc. Current Month Whole Month Rate 2 Data Set 04	variable (9999 through 999999999 / 0)	variable 106 - 10-7	F36
20	10600	0	1450/1500+ - TOU Acc. Current Month Whole Month Rate 2 Data Set 05	variable (9999 through 999999999 / 0)	variable 106 - 10-7	F36
20	10606	0	1450/1500+ - TOU Acc. Current Month Whole Month Rate 2 Data Set 06	variable (9999 through 999999999 / 0)	variable 106 - 10-7	F36
20	10612	0	1450/1500+ - TOU Acc. Current Month Whole Month Rate 2 Data Set 07	variable (9999 through 999999999 / 0)	variable 106 - 10-7	F36
20	10618	0	1450/1500+ - TOU Acc. Current Month Whole Month Rate 2 Data Set 08	variable (9999 through 999999999 / 0)	variable 106 - 10-7	F36
20	10624	0	1450/1500+ - TOU Acc. Current Month Whole Month Rate 2 Data Set 09	variable (9999 through 999999999 / 0)	variable 106 - 10-7	F36
20	10630	0	1450/1500+ - TOU Acc. Current Month Whole Month Rate 2 Data Set 10	variable (9999 through 999999999 / 0)	variable 106 - 10-7	F36
20	10636	0	1450/1500+ - TOU Acc. Current Month Whole Month Rate 2 Data Set 11	variable (9999 through 999999999 / 0)	variable 106 - 10-7	F36
20	10642	0	1450/1500+ - TOU Acc. Current Month Whole Month Rate 2 Data Set 12	variable (9999 through 999999999 / 0)	variable 106 - 10-7	F36
20	10648	0	1450/1500+ - TOU Acc. Current Month Whole Month Rate 2 Data Set 13	variable (9999 through 999999999 / 0)	variable 106 - 10-7	F36
20	10654	0	1450/1500+ - TOU Acc. Current Month Whole Month Rate 2 Data Set 14	variable (9999 through 999999999 / 0)	variable 106 - 10-7	F36
20	10660	0	1450/1500+ - TOU Acc. Current Month Whole Month Rate 2 Data Set 15	variable (9999 through 999999999 / 0)	variable 106 - 10-7	F36
20	10666	0	1450/1500+ - TOU Acc. Current Month Whole Month Rate 2 Data Set 16	variable (9999 through 999999999 / 0)	variable 106 - 10-7	F36
20	10672	0	1450/1500+ - TOU Acc. Current Month Whole Month Rate 3 Data Set 01	variable (9999 through 999999999 / 0)	variable 106 - 10-7	F36
20	10678	0	1450/1500+ - TOU Acc. Current Month Whole Month Rate 3 Data Set 02	variable (9999 through 999999999 / 0)	variable 106 - 10-7	F36
20	10684	0	1450/1500+ - TOU Acc. Current Month Whole Month Rate 3 Data Set 03	variable (9999 through 999999999 / 0)	variable 106 - 10-7	F36
20	10690	0	1450/1500+ - TOU Acc. Current Month Whole Month Rate 3 Data Set 04	variable (9999 through 999999999 / 0)	variable 106 - 10-7	F36
20	10696	0	1450/1500+ - TOU Acc. Current Month Whole Month Rate 3 Data Set 05	variable (9999 through 999999999 / 0)	variable 106 - 10-7	F36

OBJECT	EIG LINE	EIG POINT	Description	Range	Units	Type
20	10702	0	1450/1500+ - TOU Acc. Current Month Whole Month Rate 3 Data Set 06	variable (9999 through 999999999 / 0)	variable 106 - 10-7	F36
20	10708	0	1450/1500+ - TOU Acc. Current Month Whole Month Rate 3 Data Set 07	variable (9999 through 999999999 / 0)	variable 106 - 10-7	F36
20	10714	0	1450/1500+ - TOU Acc. Current Month Whole Month Rate 3 Data Set 08	variable (9999 through 999999999 / 0)	variable 106 - 10-7	F36
20	10720	0	1450/1500+ - TOU Acc. Current Month Whole Month Rate 3 Data Set 09	variable (9999 through 999999999 / 0)	variable 106 - 10-7	F36
20	10726	0	1450/1500+ - TOU Acc. Current Month Whole Month Rate 3 Data Set 10	variable (9999 through 999999999 / 0)	variable 106 - 10-7	F36
20	10732	0	1450/1500+ - TOU Acc. Current Month Whole Month Rate 3 Data Set 11	variable (9999 through 999999999 / 0)	variable 106 - 10-7	F36
20	10738	0	1450/1500+ - TOU Acc. Current Month Whole Month Rate 3 Data Set 12	variable (9999 through 999999999 / 0)	variable 106 - 10-7	F36
20	10744	0	1450/1500+ - TOU Acc. Current Month Whole Month Rate 3 Data Set 13	variable (9999 through 999999999 / 0)	variable 106 - 10-7	F36
20	10750	0	1450/1500+ - TOU Acc. Current Month Whole Month Rate 3 Data Set 14	variable (9999 through 999999999 / 0)	variable 106 - 10-7	F36
20	10756	0	1450/1500+ - TOU Acc. Current Month Whole Month Rate 3 Data Set 15	variable (9999 through 999999999 / 0)	variable 106 - 10-7	F36
20	10762	0	1450/1500+ - TOU Acc. Current Month Whole Month Rate 3 Data Set 16	variable (9999 through 999999999 / 0)	variable 106 - 10-7	F36
20	10768	0	1450/1500+ - TOU Acc. Current Month Whole Month Rate 4 Data Set 01	variable (9999 through 999999999 / 0)	variable 106 - 10-7	F36
20	10774	0	1450/1500+ - TOU Acc. Current Month Whole Month Rate 4 Data Set 02	variable (9999 through 999999999 / 0)	variable 106 - 10-7	F36
20	10780	0	1450/1500+ - TOU Acc. Current Month Whole Month Rate 4 Data Set 03	variable (9999 through 999999999 / 0)	variable 106 - 10-7	F36
20	10786	0	1450/1500+ - TOU Acc. Current Month Whole Month Rate 4 Data Set 04	variable (9999 through 999999999 / 0)	variable 106 - 10-7	F36
20	10792	0	1450/1500+ - TOU Acc. Current Month Whole Month Rate 4 Data Set 05	variable (9999 through 999999999 / 0)	variable 106 - 10-7	F36
20	10798	0	1450/1500+ - TOU Acc. Current Month Whole Month Rate 4 Data Set 06	variable (9999 through 999999999 / 0)	variable 106 - 10-7	F36
20	10804	0	1450/1500+ - TOU Acc. Current Month Whole Month Rate 4 Data Set 07	variable (9999 through 999999999 / 0)	variable 106 - 10-7	F36

OBJECT	EIG LINE	EIG POINT	Description	Range	Units	Type
20	10810	0	1450/1500+ - TOU Acc. Current Month Whole Month Rate 4 Data Set 08	variable (9999 through 999999999 / 0)	variable 106 - 10-7	F36
20	10816	0	1450/1500+ - TOU Acc. Current Month Whole Month Rate 4 Data Set 09	variable (9999 through 999999999 / 0)	variable 106 - 10-7	F36
20	10822	0	1450/1500+ - TOU Acc. Current Month Whole Month Rate 4 Data Set 10	variable (9999 through 999999999 / 0)	variable 106 - 10-7	F36
20	10828	0	1450/1500+ - TOU Acc. Current Month Whole Month Rate 4 Data Set 11	variable (9999 through 999999999 / 0)	variable 106 - 10-7	F36
20	10834	0	1450/1500+ - TOU Acc. Current Month Whole Month Rate 4 Data Set 12	variable (9999 through 999999999 / 0)	variable 106 - 10-7	F36
20	10840	0	1450/1500+ - TOU Acc. Current Month Whole Month Rate 4 Data Set 13	variable (9999 through 999999999 / 0)	variable 106 - 10-7	F36
20	10846	0	1450/1500+ - TOU Acc. Current Month Whole Month Rate 4 Data Set 14	variable (9999 through 999999999 / 0)	variable 106 - 10-7	F36
20	10852	0	1450/1500+ - TOU Acc. Current Month Whole Month Rate 4 Data Set 15	variable (9999 through 999999999 / 0)	variable 106 - 10-7	F36
20	10858	0	1450/1500+ - TOU Acc. Current Month Whole Month Rate 4 Data Set 16	variable (9999 through 999999999 / 0)	variable 106 - 10-7	F36
20	10864	0	1450/1500+ - TOU Acc. Current Month Initial Season Rate 0 Data Set 01	variable (9999 through 999999999 / 0)	variable 106 - 10-7	F36
20	10870	0	1450/1500+ - TOU Acc. Current Month Initial Season Rate 0 Data Set 02	variable (9999 through 999999999 / 0)	variable 106 - 10-7	F36
20	10876	0	1450/1500+ - TOU Acc. Current Month Initial Season Rate 0 Data Set 03	variable (9999 through 999999999 / 0)	variable 106 - 10-7	F36
20	10882	0	1450/1500+ - TOU Acc. Current Month Initial Season Rate 0 Data Set 04	variable (9999 through 999999999 / 0)	variable 106 - 10-7	F36
20	10888	0	1450/1500+ - TOU Acc. Current Month Initial Season Rate 0 Data Set 05	variable (9999 through 999999999 / 0)	variable 106 - 10-7	F36
20	10894	0	1450/1500+ - TOU Acc. Current Month Initial Season Rate 0 Data Set 06	variable (9999 through 999999999 / 0)	variable 106 - 10-7	F36
20	10900	0	1450/1500+ - TOU Acc. Current Month Initial Season Rate 0 Data Set 07	variable (9999 through 999999999 / 0)	variable 106 - 10-7	F36
20	10906	0	1450/1500+ - TOU Acc. Current Month Initial Season Rate 0 Data Set 08	variable (9999 through 999999999 / 0)	variable 106 - 10-7	F36
20	10912	0	1450/1500+ - TOU Acc. Current Month Initial Season Rate 0 Data Set 09	variable (9999 through 999999999 / 0)	variable 106 - 10-7	F36

OBJECT	EIG LINE	EIG POINT	Description	Range	Units	Type
20	10918	0	1450/1500+ - TOU Acc. Current Month Initial Season Rate 0 Data Set 10	variable (9999 through 999999999 / 0)	variable 106 - 10-7	F36
20	10924	0	1450/1500+ - TOU Acc. Current Month Initial Season Rate 0 Data Set 11	variable (9999 through 999999999 / 0)	variable 106 - 10-7	F36
20	10930	0	1450/1500+ - TOU Acc. Current Month Initial Season Rate 0 Data Set 12	variable (9999 through 999999999 / 0)	variable 106 - 10-7	F36
20	10936	0	1450/1500+ - TOU Acc. Current Month Initial Season Rate 0 Data Set 13	variable (9999 through 999999999 / 0)	variable 106 - 10-7	F36
20	10942	0	1450/1500+ - TOU Acc. Current Month Initial Season Rate 0 Data Set 14	variable (9999 through 999999999 / 0)	variable 106 - 10-7	F36
20	10948	0	1450/1500+ - TOU Acc. Current Month Initial Season Rate 0 Data Set 15	variable (9999 through 999999999 / 0)	variable 106 - 10-7	F36
20	10954	0	1450/1500+ - TOU Acc. Current Month Initial Season Rate 0 Data Set 16	variable (9999 through 999999999 / 0)	variable 106 - 10-7	F36
20	10960	0	1450/1500+ - TOU Acc. Current Month Initial Season Rate 1 Data Set 01	variable (9999 through 999999999 / 0)	variable 106 - 10-7	F36
20	10966	0	1450/1500+ - TOU Acc. Current Month Initial Season Rate 1 Data Set 02	variable (9999 through 999999999 / 0)	variable 106 - 10-7	F36
20	10972	0	1450/1500+ - TOU Acc. Current Month Initial Season Rate 1 Data Set 03	variable (9999 through 999999999 / 0)	variable 106 - 10-7	F36
20	10978	0	1450/1500+ - TOU Acc. Current Month Initial Season Rate 1 Data Set 04	variable (9999 through 999999999 / 0)	variable 106 - 10-7	F36
20	10984	0	1450/1500+ - TOU Acc. Current Month Initial Season Rate 1 Data Set 05	variable (9999 through 999999999 / 0)	variable 106 - 10-7	F36
20	10990	0	1450/1500+ - TOU Acc. Current Month Initial Season Rate 1 Data Set 06	variable (9999 through 999999999 / 0)	variable 106 - 10-7	F36
20	10996	0	1450/1500+ - TOU Acc. Current Month Initial Season Rate 1 Data Set 07	variable (9999 through 999999999 / 0)	variable 106 - 10-7	F36
20	11002	0	1450/1500+ - TOU Acc. Current Month Initial Season Rate 1 Data Set 08	variable (9999 through 999999999 / 0)	variable 106 - 10-7	F36
20	11008	0	1450/1500+ - TOU Acc. Current Month Initial Season Rate 1 Data Set 09	variable (9999 through 999999999 / 0)	variable 106 - 10-7	F36
20	11014	0	1450/1500+ - TOU Acc. Current Month Initial Season Rate 1 Data Set 10	variable (9999 through 999999999 / 0)	variable 106 - 10-7	F36
20	11020	0	1450/1500+ - TOU Acc. Current Month Initial Season Rate 1 Data Set 11	variable (9999 through 999999999 / 0)	variable 106 - 10-7	F36

OBJECT	EIG LINE	EIG POINT	Description	Range	Units	Type
20	11026	0	1450/1500+ - TOU Acc. Current Month Initial Season Rate 1 Data Set 12	variable (9999 through 999999999 / 0)	variable 106 - 10-7	F36
20	11032	0	1450/1500+ - TOU Acc. Current Month Initial Season Rate 1 Data Set 13	variable (9999 through 999999999 / 0)	variable 106 - 10-7	F36
20	11038	0	1450/1500+ - TOU Acc. Current Month Initial Season Rate 1 Data Set 14	variable (9999 through 999999999 / 0)	variable 106 - 10-7	F36
20	11044	0	1450/1500+ - TOU Acc. Current Month Initial Season Rate 1 Data Set 15	variable (9999 through 999999999 / 0)	variable 106 - 10-7	F36
20	11050	0	1450/1500+ - TOU Acc. Current Month Initial Season Rate 1 Data Set 16	variable (9999 through 999999999 / 0)	variable 106 - 10-7	F36
20	11056	0	1450/1500+ - TOU Acc. Current Month Initial Season Rate 2 Data Set 01	variable (9999 through 999999999 / 0)	variable 106 - 10-7	F36
20	11062	0	1450/1500+ - TOU Acc. Current Month Initial Season Rate 2 Data Set 02	variable (9999 through 999999999 / 0)	variable 106 - 10-7	F36
20	11068	0	1450/1500+ - TOU Acc. Current Month Initial Season Rate 2 Data Set 03	variable (9999 through 999999999 / 0)	variable 106 - 10-7	F36
20	11074	0	1450/1500+ - TOU Acc. Current Month Initial Season Rate 2 Data Set 04	variable (9999 through 999999999 / 0)	variable 106 - 10-7	F36
20	11080	0	1450/1500+ - TOU Acc. Current Month Initial Season Rate 2 Data Set 05	variable (9999 through 999999999 / 0)	variable 106 - 10-7	F36
20	11086	0	1450/1500+ - TOU Acc. Current Month Initial Season Rate 2 Data Set 06	variable (9999 through 999999999 / 0)	variable 106 - 10-7	F36
20	11092	0	1450/1500+ - TOU Acc. Current Month Initial Season Rate 2 Data Set 07	variable (9999 through 999999999 / 0)	variable 106 - 10-7	F36
20	11098	0	1450/1500+ - TOU Acc. Current Month Initial Season Rate 2 Data Set 08	variable (9999 through 999999999 / 0)	variable 106 - 10-7	F36
20	11104	0	1450/1500+ - TOU Acc. Current Month Initial Season Rate 2 Data Set 09	variable (9999 through 999999999 / 0)	variable 106 - 10-7	F36
20	11110	0	1450/1500+ - TOU Acc. Current Month Initial Season Rate 2 Data Set 10	variable (9999 through 999999999 / 0)	variable 106 - 10-7	F36
20	11116	0	1450/1500+ - TOU Acc. Current Month Initial Season Rate 2 Data Set 11	variable (9999 through 999999999 / 0)	variable 106 - 10-7	F36
20	11122	0	1450/1500+ - TOU Acc. Current Month Initial Season Rate 2 Data Set 12	variable (9999 through 999999999 / 0)	variable 106 - 10-7	F36
20	11128	0	1450/1500+ - TOU Acc. Current Month Initial Season Rate 2 Data Set 13	variable (9999 through 999999999 / 0)	variable 106 - 10-7	F36

OBJECT	EIG LINE	EIG POINT	Description	Range	Units	Type
20	11134	0	1450/1500+ - TOU Acc. Current Month Initial Season Rate 2 Data Set 14	variable (9999 through 999999999 / 0)	variable 106 - 10-7	F36
20	11140	0	1450/1500+ - TOU Acc. Current Month Initial Season Rate 2 Data Set 15	variable (9999 through 999999999 / 0)	variable 106 - 10-7	F36
20	11146	0	1450/1500+ - TOU Acc. Current Month Initial Season Rate 2 Data Set 16	variable (9999 through 999999999 / 0)	variable 106 - 10-7	F36
20	11152	0	1450/1500+ - TOU Acc. Current Month Initial Season Rate 3 Data Set 01	variable (9999 through 999999999 / 0)	variable 106 - 10-7	F36
20	11158	0	1450/1500+ - TOU Acc. Current Month Initial Season Rate 3 Data Set 02	variable (9999 through 999999999 / 0)	variable 106 - 10-7	F36
20	11164	0	1450/1500+ - TOU Acc. Current Month Initial Season Rate 3 Data Set 03	variable (9999 through 999999999 / 0)	variable 106 - 10-7	F36
20	11170	0	1450/1500+ - TOU Acc. Current Month Initial Season Rate 3 Data Set 04	variable (9999 through 999999999 / 0)	variable 106 - 10-7	F36
20	11176	0	1450/1500+ - TOU Acc. Current Month Initial Season Rate 3 Data Set 05	variable (9999 through 999999999 / 0)	variable 106 - 10-7	F36
20	11182	0	1450/1500+ - TOU Acc. Current Month Initial Season Rate 3 Data Set 06	variable (9999 through 999999999 / 0)	variable 106 - 10-7	F36
20	11188	0	1450/1500+ - TOU Acc. Current Month Initial Season Rate 3 Data Set 07	variable (9999 through 999999999 / 0)	variable 106 - 10-7	F36
20	11194	0	1450/1500+ - TOU Acc. Current Month Initial Season Rate 3 Data Set 08	variable (9999 through 999999999 / 0)	variable 106 - 10-7	F36
20	11200	0	1450/1500+ - TOU Acc. Current Month Initial Season Rate 3 Data Set 09	variable (9999 through 999999999 / 0)	variable 106 - 10-7	F36
20	11206	0	1450/1500+ - TOU Acc. Current Month Initial Season Rate 3 Data Set 10	variable (9999 through 999999999 / 0)	variable 106 - 10-7	F36
20	11212	0	1450/1500+ - TOU Acc. Current Month Initial Season Rate 3 Data Set 11	variable (9999 through 999999999 / 0)	variable 106 - 10-7	F36
20	11218	0	1450/1500+ - TOU Acc. Current Month Initial Season Rate 3 Data Set 12	variable (9999 through 999999999 / 0)	variable 106 - 10-7	F36
20	11224	0	1450/1500+ - TOU Acc. Current Month Initial Season Rate 3 Data Set 13	variable (9999 through 999999999 / 0)	variable 106 - 10-7	F36
20	11230	0	1450/1500+ - TOU Acc. Current Month Initial Season Rate 3 Data Set 14	variable (9999 through 999999999 / 0)	variable 106 - 10-7	F36
20	11236	0	1450/1500+ - TOU Acc. Current Month Initial Season Rate 3 Data Set 15	variable (9999 through 999999999 / 0)	variable 106 - 10-7	F36

OBJECT	EIG LINE	EIG POINT	Description	Range	Units	Type
20	11242	0	1450/1500+ - TOU Acc. Current Month Initial Season Rate 3 Data Set 16	variable (9999 through 999999999 / 0)	variable 106 - 10-7	F36
20	11248	0	1450/1500+ - TOU Acc. Current Month Initial Season Rate 4 Data Set 01	variable (9999 through 999999999 / 0)	variable 106 - 10-7	F36
20	11254	0	1450/1500+ - TOU Acc. Current Month Initial Season Rate 4 Data Set 02	variable (9999 through 999999999 / 0)	variable 106 - 10-7	F36
20	11260	0	1450/1500+ - TOU Acc. Current Month Initial Season Rate 4 Data Set 03	variable (9999 through 999999999 / 0)	variable 106 - 10-7	F36
20	11266	0	1450/1500+ - TOU Acc. Current Month Initial Season Rate 4 Data Set 04	variable (9999 through 999999999 / 0)	variable 106 - 10-7	F36
20	11272	0	1450/1500+ - TOU Acc. Current Month Initial Season Rate 4 Data Set 05	variable (9999 through 999999999 / 0)	variable 106 - 10-7	F36
20	11278	0	1450/1500+ - TOU Acc. Current Month Initial Season Rate 4 Data Set 06	variable (9999 through 999999999 / 0)	variable 106 - 10-7	F36
20	11284	0	1450/1500+ - TOU Acc. Current Month Initial Season Rate 4 Data Set 07	variable (9999 through 999999999 / 0)	variable 106 - 10-7	F36
20	11290	0	1450/1500+ - TOU Acc. Current Month Initial Season Rate 4 Data Set 08	variable (9999 through 999999999 / 0)	variable 106 - 10-7	F36
20	11296	0	1450/1500+ - TOU Acc. Current Month Initial Season Rate 4 Data Set 09	variable (9999 through 999999999 / 0)	variable 106 - 10-7	F36
20	11302	0	1450/1500+ - TOU Acc. Current Month Initial Season Rate 4 Data Set 10	variable (9999 through 999999999 / 0)	variable 106 - 10-7	F36
20	11308	0	1450/1500+ - TOU Acc. Current Month Initial Season Rate 4 Data Set 11	variable (9999 through 999999999 / 0)	variable 106 - 10-7	F36
20	11314	0	1450/1500+ - TOU Acc. Current Month Initial Season Rate 4 Data Set 12	variable (9999 through 999999999 / 0)	variable 106 - 10-7	F36
20	11320	0	1450/1500+ - TOU Acc. Current Month Initial Season Rate 4 Data Set 13	variable (9999 through 999999999 / 0)	variable 106 - 10-7	F36
20	11326	0	1450/1500+ - TOU Acc. Current Month Initial Season Rate 4 Data Set 14	variable (9999 through 999999999 / 0)	variable 106 - 10-7	F36
20	11332	0	1450/1500+ - TOU Acc. Current Month Initial Season Rate 4 Data Set 15	variable (9999 through 999999999 / 0)	variable 106 - 10-7	F36
20	11338	0	1450/1500+ - TOU Acc. Current Month Initial Season Rate 4 Data Set 16	variable (9999 through 999999999 / 0)	variable 106 - 10-7	F36
20	11344	0	1450/1500+ - TOU Acc. Current Month Final Season Rate 0 Data Set 01	variable (9999 through 999999999 / 0)	variable 106 - 10-7	F36



OBJECT	EIG LINE	EIG POINT	Description	Range	Units	Type
20	11350	0	1450/1500+ - TOU Acc. Current Month Final Season Rate 0 Data Set 02	variable (9999 through 999999999 / 0)	variable 106 - 10-7	F36
20	11356	0	1450/1500+ - TOU Acc. Current Month Final Season Rate 0 Data Set 03	variable (9999 through 999999999 / 0)	variable 106 - 10-7	F36
20	11362	0	1450/1500+ - TOU Acc. Current Month Final Season Rate 0 Data Set 04	variable (9999 through 999999999 / 0)	variable 106 - 10-7	F36
20	11368	0	1450/1500+ - TOU Acc. Current Month Final Season Rate 0 Data Set 05	variable (9999 through 999999999 / 0)	variable 106 - 10-7	F36
20	11374	0	1450/1500+ - TOU Acc. Current Month Final Season Rate 0 Data Set 06	variable (9999 through 999999999 / 0)	variable 106 - 10-7	F36
20	11380	0	1450/1500+ - TOU Acc. Current Month Final Season Rate 0 Data Set 07	variable (9999 through 999999999 / 0)	variable 106 - 10-7	F36
20	11386	0	1450/1500+ - TOU Acc. Current Month Final Season Rate 0 Data Set 08	variable (9999 through 999999999 / 0)	variable 106 - 10-7	F36
20	11392	0	1450/1500+ - TOU Acc. Current Month Final Season Rate 0 Data Set 09	variable (9999 through 999999999 / 0)	variable 106 - 10-7	F36
20	11398	0	1450/1500+ - TOU Acc. Current Month Final Season Rate 0 Data Set 10	variable (9999 through 999999999 / 0)	variable 106 - 10-7	F36
20	11404	0	1450/1500+ - TOU Acc. Current Month Final Season Rate 0 Data Set 11	variable (9999 through 999999999 / 0)	variable 106 - 10-7	F36
20	11410	0	1450/1500+ - TOU Acc. Current Month Final Season Rate 0 Data Set 12	variable (9999 through 999999999 / 0)	variable 106 - 10-7	F36
20	11416	0	1450/1500+ - TOU Acc. Current Month Final Season Rate 0 Data Set 13	variable (9999 through 999999999 / 0)	variable 106 - 10-7	F36
20	11422	0	1450/1500+ - TOU Acc. Current Month Final Season Rate 0 Data Set 14	variable (9999 through 999999999 / 0)	variable 106 - 10-7	F36
20	11428	0	1450/1500+ - TOU Acc. Current Month Final Season Rate 0 Data Set 15	variable (9999 through 999999999 / 0)	variable 106 - 10-7	F36
20	11434	0	1450/1500+ - TOU Acc. Current Month Final Season Rate 0 Data Set 16	variable (9999 through 999999999 / 0)	variable 106 - 10-7	F36
20	11440	0	1450/1500+ - TOU Acc. Current Month Final Season Rate 1 Data Set 01	variable (9999 through 999999999 / 0)	variable 106 - 10-7	F36
20	11446	0	1450/1500+ - TOU Acc. Current Month Final Season Rate 1 Data Set 02	variable (9999 through 999999999 / 0)	variable 106 - 10-7	F36
20	11452	0	1450/1500+ - TOU Acc. Current Month Final Season Rate 1 Data Set 03	variable (9999 through 999999999 / 0)	variable 106 - 10-7	F36

OBJECT	EIG LINE	EIG POINT	Description	Range	Units	Type
20	11458	0	1450/1500+ - TOU Acc. Current Month Final Season Rate 1 Data Set 04	variable (9999 through 999999999 / 0)	variable 106 - 10-7	F36
20	11464	0	1450/1500+ - TOU Acc. Current Month Final Season Rate 1 Data Set 05	variable (9999 through 999999999 / 0)	variable 106 - 10-7	F36
20	11470	0	1450/1500+ - TOU Acc. Current Month Final Season Rate 1 Data Set 06	variable (9999 through 999999999 / 0)	variable 106 - 10-7	F36
20	11476	0	1450/1500+ - TOU Acc. Current Month Final Season Rate 1 Data Set 07	variable (9999 through 999999999 / 0)	variable 106 - 10-7	F36
20	11482	0	1450/1500+ - TOU Acc. Current Month Final Season Rate 1 Data Set 08	variable (9999 through 999999999 / 0)	variable 106 - 10-7	F36
20	11488	0	1450/1500+ - TOU Acc. Current Month Final Season Rate 1 Data Set 09	variable (9999 through 999999999 / 0)	variable 106 - 10-7	F36
20	11494	0	1450/1500+ - TOU Acc. Current Month Final Season Rate 1 Data Set 10	variable (9999 through 999999999 / 0)	variable 106 - 10-7	F36
20	11500	0	1450/1500+ - TOU Acc. Current Month Final Season Rate 1 Data Set 11	variable (9999 through 999999999 / 0)	variable 106 - 10-7	F36
20	11506	0	1450/1500+ - TOU Acc. Current Month Final Season Rate 1 Data Set 12	variable (9999 through 999999999 / 0)	variable 106 - 10-7	F36
20	11512	0	1450/1500+ - TOU Acc. Current Month Final Season Rate 1 Data Set 13	variable (9999 through 999999999 / 0)	variable 106 - 10-7	F36
20	11518	0	1450/1500+ - TOU Acc. Current Month Final Season Rate 1 Data Set 14	variable (9999 through 999999999 / 0)	variable 106 - 10-7	F36
20	11524	0	1450/1500+ - TOU Acc. Current Month Final Season Rate 1 Data Set 15	variable (9999 through 999999999 / 0)	variable 106 - 10-7	F36
20	11530	0	1450/1500+ - TOU Acc. Current Month Final Season Rate 1 Data Set 16	variable (9999 through 999999999 / 0)	variable 106 - 10-7	F36
20	11536	0	1450/1500+ - TOU Acc. Current Month Final Season Rate 2 Data Set 01	variable (9999 through 999999999 / 0)	variable 106 - 10-7	F36
20	11542	0	1450/1500+ - TOU Acc. Current Month Final Season Rate 2 Data Set 02	variable (9999 through 999999999 / 0)	variable 106 - 10-7	F36
20	11548	0	1450/1500+ - TOU Acc. Current Month Final Season Rate 2 Data Set 03	variable (9999 through 999999999 / 0)	variable 106 - 10-7	F36
20	11554	0	1450/1500+ - TOU Acc. Current Month Final Season Rate 2 Data Set 04	variable (9999 through 999999999 / 0)	variable 106 - 10-7	F36
20	11560	0	1450/1500+ - TOU Acc. Current Month Final Season Rate 2 Data Set 05	variable (9999 through 999999999 / 0)	variable 106 - 10-7	F36



























OBJECT	EIG LINE	EIG POINT	Description	Range	Units	Type
20	14206	0	1450/1500+ - TOU Acc. Prior Season/Week/Day Rate 4 Data Set 14	variable (9999 through 999999999 / 0)	variable 106 - 10-7	F36
20	14212	0	1450/1500+ - TOU Acc. Prior Season/Week/Day Rate 4 Data Set 15	variable (9999 through 999999999 / 0)	variable 106 - 10-7	F36
20	14218	0	1450/1500+ - TOU Acc. Prior Season/Week/Day Rate 4 Data Set 16	variable (9999 through 999999999 / 0)	variable 106 - 10-7	F36
<b>Object 30 -Analog Input</b>						
30	599	0	Negative Maximum Block Window Average Aggregation 1	4,294,967,295 / 0	1 Unit	F18
30	599	1-3	Negative Maximum Block Window Average Aggregation 2-4	4,294,967,295 / 0	1 Unit	F18
30	8	0	Current Day of the Week	Sunday - Saturday		F1
30	18	0	12x2 meters - Tenth second Phase A-N Voltage; 1450/1500+ - High Speed Phase A-N Voltage	+3276.7 V / 0 V	0.1 V sec	F4
30	18	1	12x2 meters - Tenth second Phase B-N Voltage; 1450/1500+ - High Speed Phase B-N Voltage	+3276.7 V / 0 V	0.1 V sec	F4
30	18	2	12x2 meters - Tenth second Phase C-N Voltage; 1450/1500+ - High Speed Phase C-N Voltage	+3276.7 V / 0 V	0.1 V sec	F4
30	19	0	12x2 meters - Tenth second Auxiliary Voltage; 1450/1500+ - High Speed Auxiliary Voltage	+3276.7 V / 0 V	0.1 V sec	F4
30	20	0	12x2 meters - Tenth second Phase A Current; 1450/1500+ - High Speed Phase A Current	+32.767 A / 0 A	0.001 A sec	F4
30	20	1	12x2 meters - Tenth second Phase B Current; 1450/1500+ - High Speed Phase B Current	+32.767 A / 0 A	0.001 A sec	F4
30	20	2	12x2 meters - Tenth second Phase C Current; 1450/1500+ - High Speed Phase C Current	+32.767 A / 0 A	0.001 A sec	F4
30	21	0	12x2 meters - Tenth second Measured Neutral Current; 1450/1500+ - High Speed Measured Neutral Current	+32.767 A / 0 A	0.001 A sec	F4
30	22	0	12x2 meters - Tenth second Phase A-B Voltage; 1450/1500+ - High Speed Phase A-B Voltage	+3276.7 V / 0 V	0.1 V sec	F4
30	22	1	12x2 meters - Tenth second Phase B-C Voltage; 1450/1500+ - High Speed Phase B-C Voltage	+3276.7 V / 0 V	0.1 V sec	F4
30	22	2	12x2 meters - Tenth second Phase A-C Voltage; 1450/1500+ - High Speed Phase A-C Voltage	+3276.7 V / 0 V	0.1 V sec	F4
30	23	0	12x2 meters - Tenth second Phase A VA; 1450/1500+ - High Speed Phase A VA	+32767 VA / 0 VA	1 VA sec	F4
30	23	1	12x2 meters - Tenth second Phase B VA; 1450/1500+ - High Speed Phase B VA	+32767 VA / 0 VA	1 VA sec	F4
30	23	2	12x2 meters - Tenth second Phase C VA; 1450/1500+ - High Speed Phase C VA	+32767 VA / 0 VA	1 VA sec	F4
30	24	0	12x2 meters - Tenth second Three Phase VA; 1450/1500+ - High Speed Three Phase VA	+32767 VA / 0 VA	1 VA sec	F4

OBJECT	EIG LINE	EIG POINT	Description	Range	Units	Type
30	25	0	12x2 meters - Tenth second Phase A VAR; 1450/1500+ - High Speed Phase A VAR	+32768 VAR / -32768 VAR	1 VAR sec	F4
30	25	1	12x2 meters - Tenth second Phase B VAR; 1450/1500+ - High Speed Phase B VAR	+32768 VAR / -32768 VAR	1 VAR sec	F4
30	25	2	12x2 meters - Tenth second Phase C VAR; 1450/1500+ - High Speed Phase C VAR	+32768 VAR / -32768 VAR	1 VAR sec	F4
30	26	0	12x2 meters - Tenth second Three Phase VAR; 1450/1500+ - High Speed Three Phase VAR	+32768 VAR / -32768 VAR	1 VAR sec	F4
30	27	0	12x2 meters - Tenth second Phase A Watts; 1450/1500+ - High Speed Phase A Watts	+32768 W / -32768 W	1 W sec	F4
30	27	1	12x2 meters - Tenth second Phase B Watts; 1450/1500+ - High Speed Phase B Watts	+32768 W / -32768 W	1 W sec	F4
30	27	2	12x2 meters - Tenth second Phase C Watts; 1450/1500+ - High Speed Phase C Watts	+32768 W / -32768 W	1 W sec	F4
30	28	0	12x2 meters - Tenth second Three Phase Watts; 1450/1500+ - High Speed Three Phase Watts	+32768 W / -32768 W	1 W sec	F4
30	29	0	12x2 meters - Tenth second Frequency; 1450/1500+ - High Speed Frequency	+3276.7 Hz / 0 Hz	0.1 Hz	F4
30	30	0	12x2 meters - Tenth second Phase A Power Factor; 1450/1500+ - High Speed Phase A Power Factor	3.999 / 0.000	0.001 PF	F5
30	30	1	12x2 meters - Tenth second Phase B Power Factor; 1450/1500+ - High Speed Phase B Power Factor	3.999 / 0.000	0.001 PF	F5
30	30	2	12x2 meters - Tenth second Phase C Power Factor; 1450/1500+ - High Speed Phase C Power Factor	3.999 / 0.000	0.001 PF	F5
30	31	0	12x2 meters - Tenth second Three Phase Power Factor; 1450/1500+ - High Speed Three Phase Power Factor	3.999 / 0.000	0.001 PF	F5
30	32	0	12x2 meters - Tenth second Phase A-N Voltage to Auxiliary Voltage Phase Angle; 1450/1500+ - High Speed Phase A-N Voltage to Auxiliary Voltage Phase Angle	+ 180 / - 180	0.01 degree	F6
30	34	0	One second Phase A-N Voltage	+ 32768 V / 0 V	0.1 V sec	F4
30	34	1	One second Phase B-N Voltage	+ 32768 V / 0 V	0.1 V sec	F4
30	34	2	One second Phase C-N Voltage	+ 32768 V / 0 V	0.1 V sec	F4
30	35	0	One second Auxiliary Voltage	+ 32768 V / 0 V	0.1 V sec	F4
30	36	0	One second Phase A Current	+32.767 A / 0 A	0.001 A sec	F4
30	36	1	One second Phase B Current	+ 32768 A / 0 A	0.001 A sec	F4
30	36	2	One second Phase C Current	+ 32768 A / 0 A	0.001 A sec	F4
30	37	0	One second Measured Neutral Current	+ 32768 A / 0 A	0.001 A sec	F4



OBJECT	EIG LINE	EIG POINT	Description	Range	Units	Type
30	38	0	One second Calculated Neutral Current	+ 32768 A / 0 A	0.001 A sec	F4
30	39	0	One second Phase A-B Voltage	+ 32768 V / 0 V	0.1 V sec	F4
30	39	1	One second Phase B-C Voltage	+ 32768 V / 0 V	0.1 V sec	F4
30	39	2	One second Phase C-A Voltage	+ 32768 V / 0 V	0.1 V sec	F4
30	40	0	One second Phase A VA	+32767 VA / 0 VA	1 VA sec	F4
30	40	1	One second Phase B VA	+32767 VA / 0 VA	1 VA sec	F4
30	40	2	One second Phase C VA	+32767 VA / 0 VA	1 VA sec	F4
30	41	0	One second VA	+32767 VA / 0 VA	1 VA sec	F4
30	42	0	One second Phase A VAR	+32768 VAR / -32768 VAR	1 VAR sec	F4
30	42	1	One second Phase B VAR	+32768 VAR / -32768 VAR	1 VAR sec	F4
30	42	2	One second Phase C VAR	+32768 VAR / -32768 VAR	1 VAR sec	F4
30	43	0	One second Three VAR	+32768 VAR / -32768 VAR	1 VAR sec	F4
30	44	0	One second Phase A Watts	+32768 W / -32768 W	1 W sec	F4
30	44	1	One second Phase B Watts	+32768 W / -32768 W	1 W sec	F4
30	44	2	One second Phase C Watts	+32768 W / -32768 W	1 W sec	F4
30	45	0	One second Watts	+32768 W / -32768 W	1 W sec	F4
30	46	0	One second Frequency	+ 32768 Hz / 0 Hz	0.1 Hz	F4
30	47	0	One second Phase A Power Factor	3.999 / 0	0.001 PF	F5
30	47	1	One second Phase B Power Factor	3.999 / 0	0.001 PF	F5
30	47	2	One second Phase C Power Factor	3.999 / 0	0.001 PF	F5
30	48	0	One second Three Phase Power Factor	3.999 / 0	0.001 PF	F5
30	49	0	One second Voltage Imbalance	+327.67% / -327.68%	0.01%	F7
30	49	1	One second Current Imbalance	+327.67% / -327.68%	0.01%	F7
30	51	0	Thermal Average Phase A-N Voltage	+ 32768 V / 0 V	0.1 V sec	F4
30	51	1	Thermal Average Phase B-N Voltage	+ 32768 V / 0 V	0.1 V sec	F4
30	51	2	Thermal Average Phase C-N Voltage	+ 32768 V / 0 V	0.1 V sec	F4
30	52	0	Thermal Average Auxiliary Voltage	+ 32768 V / 0 V	0.1 V sec	F4
30	53	0	Thermal Average Phase A Current	+ 32768 A / 0 A	0.001 A sec	F4
30	53	1	Thermal Average Phase B Current	+ 32768 A / 0 A	0.001 A sec	F4
30	53	2	Thermal Average Phase C Current	+ 32768 A / 0 A	0.001 A sec	F4
30	54	0	Thermal Average Measured Neutral Current	+ 32768 A / 0 A	0.001 A sec	F4
30	55	0	Thermal Average Calculated Neutral Current	+ 32768 A / 0 A	0.001 A sec	F4
30	56	0	Thermal Average Phase A-B Voltage	+ 32768 V / 0 V	0.1 V sec	F4
30	56	1	Thermal Average Phase B-C Voltage	+ 32768 V / 0 V	0.1 V sec	F4
30	56	2	Thermal Average Phase C-A Voltage	+ 32768 V / 0 V	0.1 V sec	F4
30	57	0	Thermal Average Phase A VA	+32767 VA / 0 VA	1 VA sec	F4
30	57	1	Thermal Average Phase B VA	+32767 VA / 0 VA	1 VA sec	F4

OBJECT	EIG LINE	EIG POINT	Description	Range	Units	Type
30	57	2	Thermal Average Phase C VA	+32767 VA / 0 VA	1 VA sec	F4
30	58	0	Thermal Average VA	+32767 VA / 0 VA	1 VA sec	F4
30	59	0	Thermal Average Phase A VAR	+32768 VAR / -32768 VAR	1 VAR sec	F4
30	59	1	Thermal Average Phase B VAR	+32768 VAR / -32768 VAR	1 VAR sec	F4
30	58	2	Thermal Average Phase C VAR	+32768 VAR / -32768 VAR	1 VAR sec	F4
30	60	0	Thermal Average VAR	+32768 VAR / -32768 VAR	1 VAR sec	F4
30	61	0	Thermal Average Phase A Watts	+32768 W / -32768 W	1 W sec	F4
30	61	1	Thermal Average Phase B Watts	+32768 W / -32768 W	1 W sec	F4
30	61	2	Thermal Average Phase C Watts	+32768 W / -32768 W	1 W sec	F4
30	62	0	Thermal Average Watts	+32768 W / -32768 W	1 W sec	F4
30	63	0	Thermal Average Frequency	+ 32768 Hz / 0 Hz	0.1 Hz	F4
30	64	0	Thermal Average Phase A Power Factor	3.999 / 0	0.001 PF	F5
30	64	1	Thermal Average Phase B Power Factor	3.999 / 0	0.001 PF	F5
30	64	2	Thermal Average Phase C Power Factor	3.999 / 0	0.001 PF	F5
30	65	0	Thermal Average Power Factor	3.999 / 0	0.001 PF	F5
30	66	0	Thermal Average Voltage Imbalance	+327.67% / -327.68%	0.01%	F7
30	66	1	Thermal Average Current Imbalance	+327.67% / -327.68%	0.01%	F7
30	68	0	Maximum Thermal Average Phase A-N Voltage	+ 32768 V / 0 V	0.1 V sec	F4
30	68	1	Maximum Thermal Average Phase B-N Voltage	+ 32768 V / 0 V	0.1 V sec	F4
30	68	2	Maximum Thermal Average Phase C-N Voltage	+ 32768 V / 0 V	0.1 V sec	F4
30	69	0	Maximum Thermal Average Auxiliary Voltage	+ 32768 V / 0 V	0.1 V sec	F4
30	70	0	Maximum Thermal Average Phase A Current	+ 32768 A / 0 A	0.001 A sec	F4
30	70	1	Maximum Thermal Average Phase B Current	+ 32768 A / 0 A	0.001 A sec	F4
30	70	2	Maximum Thermal Average Phase C Current	+ 32768 A / 0 A	0.001 A sec	F4
30	71	0	Maximum Thermal Average Measured Neutral Current	+ 32768 A / 0 A	0.001 A sec	F4
30	72	0	Maximum Thermal Average Calculated Neutral Current	+ 32768 A / 0 A	0.001 A sec	F4
30	73	0	Maximum Thermal Average Phase A-B Voltage	+ 32768 V / 0 V	0.1 V sec	F4
30	73	1	Maximum Thermal Average Phase B-C Voltage	+ 32768 V / 0 V	0.1 V sec	F4
30	73	2	Maximum Thermal Average Phase C-A Voltage	+ 32768 V / 0 V	0.1 V sec	F4
30	74	0	Maximum Thermal Average Phase A VA	+32767 VA / 0 VA	1 VA sec	F4
30	74	1	Maximum Thermal Average Phase B VA	+32767 VA / 0 VA	1 VA sec	F4
30	74	2	Maximum Thermal Average Phase C VA	+32767 VA / 0 VA	1 VA sec	F4
30	75	0	Maximum Thermal Average VA	+32767 VA / 0 VA	1 VA sec	F4
30	76	0	Maximum Thermal Average Phase A Positive VAR	+32767 VAR / -32768 VAR	1 VAR sec	F4
30	76	1	Maximum Thermal Average Phase B Positive VAR	+32767 VAR / -32768 VAR	1 VAR sec	F4
30	76	2	Maximum Thermal Average Phase C Positive VAR	+32767 VAR / -32768 VAR	1 VAR sec	F4
30	77	0	Maximum Thermal Average Positive VAR	+32767 VAR / -32768 VAR	1 VAR sec	F4

OBJECT	EIG LINE	EIG POINT	Description	Range	Units	Type
30	78	0	Maximum Thermal Average Phase A Negative VAR	0 VAR / -32768 VAR	1 VAR sec	F4
30	78	1	Maximum Thermal Average Phase B Negative VAR	0 VAR / -32768 VAR	1 VAR sec	F4
30	78	2	Maximum Thermal Average Phase C Negative VAR	0 VAR / -32768 VAR	1 VAR sec	F4
30	79	0	Maximum Thermal Average Negative VAR	0 VAR / -32768 VAR	1 VAR sec	F4
30	80	0	Maximum Thermal Average Phase A Watts Positive	+32767 W / -32768 W	1 W sec	F4
30	80	1	Maximum Thermal Average Phase B Watts Positive	+32767 W / -32768 W	1 W sec	F4
30	80	2	Maximum Thermal Average Phase C Watts Positive	+32767 W / -32768 W	1 W sec	F4
30	81	0	Maximum Thermal Average Positive Watts	+32767 W / -32768 W	1 W sec	F4
30	82	0	Maximum Thermal Average Phase A Watts Negative	0 W / -32768 W	1 W sec	F4
30	82	1	Maximum Thermal Average Phase B Watts Negative	0 W / -32768 W	1 W sec	F4
30	82	2	Maximum Thermal Average Phase C Watts Negative	0 W / -32768 W	1 W sec	F4
30	83	0	Maximum Thermal Average Negative Watts	0 W / -32768 W	1 W sec	F4
30	84	0	Maximum Thermal Average Frequency	+ 32768 Hz / 0 Hz	0.1 Hz	F4
30	85	0	Maximum Thermal Average Phase A Power Factor Quadrant 1	0.999 / 0	0.001 PF	F5
30	85	1	Maximum Thermal Average Phase B Power Factor Quadrant 1	0.999 / 0	0.001 PF	F5
30	85	2	Maximum Thermal Average Phase C Power Factor Quadrant 1	0.999 / 0	0.001 PF	F5
30	86	0	Maximum Thermal Average Power Factor Quadrant 1	0.999 / 0	0.001 PF	F5
30	87	0	Maximum Thermal Average Phase A Power Factor Quadrant 2	1.999 //1.000	0.001 PF	F5
30	87	1	Maximum Thermal Average Phase B Power Factor Quadrant 2	1.999 //1.000	0.001 PF	F5
30	87	2	Maximum Thermal Average Phase C Power Factor Quadrant 2	1.999 //1.000	0.001 PF	F5
30	88	0	Maximum Thermal Average Power Factor Quadrant 2	1.999 //1.000	0.001 PF	F5
30	89	0	Maximum Thermal Average Phase A Power Factor Quadrant 3	2.999 / 2.000	0.001 PF	F5
30	89	1	Maximum Thermal Average Phase B Power Factor Quadrant 3	2.999 / 2.000	0.001 PF	F5
30	89	2	Maximum Thermal Average Phase C Power Factor Quadrant 3	2.999 / 2.000	0.001 PF	F5
30	90	0	Maximum Thermal Average Power Factor Quadrant 3	2.999 / 2.000	0.001 PF	F5
30	91	0	Maximum Thermal Average Phase A Power Factor Quadrant 4	3.999 / 3.000	0.001 PF	F5
30	91	1	Maximum Thermal Average Phase B Power Factor Quadrant 4	3.999 / 3.000	0.001 PF	F5
30	91	2	Maximum Thermal Average Phase C Power Factor Quadrant 4	3.999 / 3.000	0.001 PF	F5
30	92	0	Maximum Thermal Average Power Factor Quadrant 4	3.999 / 3.000	0.001 PF	F5
30	93	0	Maximum Thermal Average Voltage Imbalance; 1500+ range = +655.35% / 0%	+327.67% / -327.68%	0.01%	F7
30	93	1	Maximum Thermal Average Current Imbalance; 1500+ range = +655.35% / 0%	+327.67% / -327.68%	0.01%	F7
30	94	0	Maximum THD Phase A-N / A-B Voltage; 1500+ range = +655.35% / 0%	+327.67% / -327.68%	0.01%	F7
30	94	1	Maximum THD Phase B-N / B-C Voltage; 1500+ range = +655.35% / 0%	+327.67% / -327.68%	0.01%	F7
30	94	2	Maximum THD Phase C-N / C-A Voltage; 1500+ range = +655.35% / 0%	+327.67% / -327.68%	0.01%	F7
30	95	0	Maximum THD Phase A Current; 1500+ range = +655.35% / 0%	+327.67% / -327.68%	0.01%	F7
30	95	1	Maximum THD Phase B Current; 1500+ range = +655.35% / 0%	+327.67% / -327.68%	0.01%	F7

OBJECT	EIG LINE	EIG POINT	Description	Range	Units	Type
30	95	2	Maximum THD Phase C Current; 1500+ range = +655.35% / 0%	+327.67% / -327.68%	0.01%	F7
30	96	0	Maximum K-Factor Phase A Current; 1500+ range = +655.35% / 0%	+327.67% / -327.68%	0.01%	F7
30	96	1	Maximum K-Factor Phase B Current; 1500+ range = +655.35% / 0%	+327.67% / -327.68%	0.01%	F7
30	96	2	Maximum K-Factor Phase C Current; 1500+ range = +655.35% / 0%	+327.67% / -327.68%	0.01%	F7
30	97	0	Coincident Thermal Average VAR for Maximum Positive Watt	+32768 VAR / -32768 VAR	1 VAR sec	F4
30	97	1	Coincident Thermal Average VAR for Maximum Negative Watt	+32768 VAR / -32768 VAR	1 VAR sec	F4
30	99	0	Minimum Thermal Average Phase A-N Voltage	+ 32768 V / 0 V	0.1 V sec	F4
30	99	1	Minimum Thermal Average Phase B-N Voltage	+ 32768 V / 0 V	0.1 V sec	F4
30	99	2	Minimum Thermal Average Phase C-N Voltage	+ 32768 V / 0 V	0.1 V sec	F4
30	100	0	Minimum Thermal Average Auxiliary Voltage	+ 32768 V / 0 V	0.1 V sec	F4
30	101	0	Minimum Thermal Average Phase A Current	+ 32768 A / 0 A	0.001 A sec	F4
30	101	1	Minimum Thermal Average Phase B Current	+ 32768 A / 0 A	0.001 A sec	F4
30	101	2	Minimum Thermal Average Phase C Current	+ 32768 A / 0 A	0.001 A sec	F4
30	102	0	Minimum Thermal Average Measured Neutral Current	+ 32768 A / 0 A	0.001 A sec	F4
30	103	0	Minimum Thermal Average Calculated Neutral Current	+ 32768 A / 0 A	0.001 A sec	F4
30	104	0	Minimum Thermal Average Phase A-B Voltage	+ 32768 V / 0 V	0.1 V sec	F4
30	104	1	Minimum Thermal Average Phase B-C Voltage	+ 32768 V / 0 V	0.1 V sec	F4
30	104	2	Minimum Thermal Average Phase C-A Voltage	+ 32768 V / 0 V	0.1 V sec	F4
30	105	0	Minimum Thermal Average Phase A VA	+32767 VA / 0 VA	1 VA sec	F4
30	105	1	Minimum Thermal Average Phase B VA	+32767 VA / 0 VA	1 VA sec	F4
30	105	2	Minimum Thermal Average Phase C VA	+32767 VA / 0 VA	1 VA sec	F4
30	106	0	Minimum Thermal Average VA	+32767 VA / 0 VA	1 VA sec	F4
30	107	0	Minimum Thermal Average Phase A Positive VAR	+32767 VAR / -32768 VAR	1 VAR sec	F4
30	107	1	Minimum Thermal Average Phase B Positive VAR	+32767 VAR / -32768 VAR	1 VAR sec	F4
30	107	2	Minimum Thermal Average Phase C Positive VAR	+32767 VAR / -32768 VAR	1 VAR sec	F4
30	108	0	Minimum Thermal Average Positive VAR	+32767 VAR / -32768 VAR	1 VAR sec	F4
30	109	0	Minimum Thermal Average Phase A Negative VAR	0 VAR / -32768 VAR	1 VAR sec	F4
30	109	1	Minimum Thermal Average Phase B Negative VAR	0 VAR / -32768 VAR	1 VAR sec	F4
30	109	2	Minimum Thermal Average Phase C Negative VAR	0 VAR / -32768 VAR	1 VAR sec	F4
30	110	0	Minimum Thermal Average Negative VAR	0 VAR / -32768 VAR	1 VAR sec	F4
30	111	0	Minimum Thermal Average Phase A Positive Watts	+32767 W / -32768 W	1 W sec	F4
30	111	1	Minimum Thermal Average Phase B Positive Watts	+32767 W / -32768 W	1 W sec	F4
30	111	2	Minimum Thermal Average Phase C Positive Watts	+32767 W / -32768 W	1 W sec	F4
30	112	0	Minimum Thermal Average Positive Watts	+32767 W / -32768 W	1 W sec	F4
30	113	0	Minimum Thermal Average Phase A Negative Watts	0 W / -32768 W	1 W sec	F4
30	113	1	Minimum Thermal Average Phase B Negative Watts	0 W / -32768 W	1 W sec	F4
30	113	2	Minimum Thermal Average Phase C Negative Watts	0 W / -32768 W	1 W sec	F4

OBJECT	EIG LINE	EIG POINT	Description	Range	Units	Type
30	114	0	Minimum Thermal Average Negative Watts	0 W / -32768 W	1 W sec	F4
30	115	0	Minimum Thermal Average Frequency	+ 32768 Hz / 0 Hz	0.1 Hz	F4
30	116	0	Minimum Thermal Average Phase A Power Factor Quadrant 1	0.999 / 0	0.001 PF	F5
30	116	1	Minimum Thermal Average Phase B Power Factor Quadrant 1	0.999 / 0	0.001 PF	F5
30	116	2	Minimum Thermal Average Phase C Power Factor Quadrant 1	0.999 / 0	0.001 PF	F5
30	117	0	Minimum Thermal Average Power Factor Quadrant 1	0.999 / 0	0.001 PF	F5
30	118	0	Minimum Thermal Average Phase A Power Factor Quadrant 2	1.999 / /1.000	0.001 PF	F5
30	118	1	Minimum Thermal Average Phase B Power Factor Quadrant 2	1.999 / /1.000	0.001 PF	F5
30	118	2	Minimum Thermal Average Phase C Power Factor Quadrant 2	1.999 / /1.000	0.001 PF	F5
30	119	0	Minimum Thermal Average Power Factor Quadrant 2	1.999 / /1.000	0.001 PF	F5
30	120	0	Minimum Thermal Average Phase A Power Factor Quadrant 3	2.999 / 2.000	0.001 PF	F5
30	120	1	Minimum Thermal Average Phase B Power Factor Quadrant 3	2.999 / 2.000	0.001 PF	F5
30	120	2	Minimum Thermal Average Phase C Power Factor Quadrant 3	2.999 / 2.000	0.001 PF	F5
30	121	0	Minimum Thermal Average Power Factor Quadrant 3	2.999 / 2.000	0.001 PF	F5
30	122	0	Minimum Thermal Average Phase A Power Factor Quadrant 4	3.999 / 3.000	0.001 PF	F5
30	122	1	Minimum Thermal Average Phase B Power Factor Quadrant 4	3.999 / 3.000	0.001 PF	F5
30	122	2	Minimum Thermal Average Phase C Power Factor Quadrant 4	3.999 / 3.000	0.001 PF	F5
30	123	0	Minimum Thermal Average Power Factor Quadrant 4	3.999 / 3.000	0.001 PF	F5
30	124	0	Minimum Thermal Average Voltage Imbalance; 1500+ range = +655.35% / 0%	+327.67% / -327.68%	0.01%	F7
30	124	1	Minimum Thermal Average Current Imbalance; 1500+ range = +655.35% / 0%	+327.67% / -327.68%	0.01%	F7
30	125	0	Minimum THD Phase A-N Voltage / Phase A-B Voltage; 1500+ range = +655.35% / 0%	+327.67% / -327.68%	0.01%	F7
30	125	1	Minimum THD Phase B-N Voltage / Phase B-C Voltage; 1500+ range = +655.35% / 0%	+327.67% / -327.68%	0.01%	F7
30	125	2	Minimum THD Phase C-N Voltage / Phase C-A Voltage; 1500+ range = +655.35% / 0%	+327.67% / -327.68%	0.01%	F7
30	126	0	Minimum THD Phase A Current; 1500+ range = +655.35% / 0%	+327.67% / -327.68%	0.01%	F7
30	126	1	Minimum THD Phase B Current; 1500+ range = +655.35% / 0%	+327.67% / -327.68%	0.01%	F7
30	126	2	Minimum THD Phase C Current; 1500+ range = +655.35% / 0%	+327.67% / -327.68%	0.01%	F7
30	127	0	Minimum K-Factor Phase A Current; 1500+ range = +655.35% / 0%	+327.67% / -327.68%	0.01%	F7
30	127	1	Minimum K-Factor Phase B Current; 1500+ range = +655.35% / 0%	+327.67% / -327.68%	0.01%	F7
30	127	2	Minimum K-Factor Phase C Current; 1500+ range = +655.35% / 0%	+327.67% / -327.68%	0.01%	F7
30	128	0	Coincident Thermal Average VAR for Minimum Positive Watt	+32768 VAR / -32768 VAR	1 VAR sec	F4
30	128	1	Coincident Thermal Average VAR for Minimum Negative Watt	+32768 VAR / -32768 VAR	1 VAR sec	F4
30	134	0	Phase A-N / Phase A-B Voltage 0 <sup>th</sup> Harmonic Magnitude; 1500+ range = +655.35% / 0%	+327.67% / -327.68%	0.01%	F7

OBJECT	EIG LINE	EIG POINT	Description	Range	Units	Type
30	134	1	Phase A-N / Phase A-B Voltage 1 <sup>st</sup> Harmonic Magnitude; 1500+ range = +655.35% / 0%	+327.67% / -327.68%	0.01%	F7
30	134	2	Phase A-N / Phase A-B Voltage 2 <sup>nd</sup> Harmonic Magnitude; 1500+ range = +655.35% / 0%	+327.67% / -327.68%	0.01%	F7
30	134	3	Phase A-N / Phase A-B Voltage 3 <sup>rd</sup> Harmonic Magnitude; 1500+ range = +655.35% / 0%	+327.67% / -327.68%	0.01%	F7
30	134	4	Phase A-N / Phase A-B Voltage 4 <sup>th</sup> Harmonic Magnitude; 1500+ range = +655.35% / 0%	+327.67% / -327.68%	0.01%	F7
30	134	5	Phase A-N / Phase A-B Voltage 5 <sup>th</sup> Harmonic Magnitude; 1500+ range = +655.35% / 0%	+327.67% / -327.68%	0.01%	F7
30	134	6	Phase A-N / Phase A-B Voltage 6 <sup>th</sup> Harmonic Magnitude; 1500+ range = +655.35% / 0%	+327.67% / -327.68%	0.01%	F7
30	134	7	Phase A-N / Phase A-B Voltage 7 <sup>th</sup> Harmonic Magnitude; 1500+ range = +655.35% / 0%	+327.67% / -327.68%	0.01%	F7
30	135	0	Phase A-N / Phase A-B Voltage 8 <sup>th</sup> Harmonic Magnitude; 1500+ range = +655.35% / 0%	+327.67% / -327.68%	0.01%	F7
30	135	1	Phase A-N / Phase A-B Voltage 9 <sup>th</sup> Harmonic Magnitude; 1500+ range = +655.35% / 0%	+327.67% / -327.68%	0.01%	F7
30	135	2	Phase A-N / Phase A-B Voltage 10 <sup>th</sup> Harmonic Magnitude; 1500+ range = +655.35% / 0%	+327.67% / -327.68%	0.01%	F7
30	135	3	Phase A-N / Phase A-B Voltage 11 <sup>th</sup> Harmonic Magnitude; 1500+ range = +655.35% / 0%	+327.67% / -327.68%	0.01%	F7
30	135	4	Phase A-N / Phase A-B Voltage 12 <sup>th</sup> Harmonic Magnitude; 1500+ range = +655.35% / 0%	+327.67% / -327.68%	0.01%	F7
30	135	5	Phase A-N / Phase A-B Voltage 13 <sup>th</sup> Harmonic Magnitude; 1500+ range = +655.35% / 0%	+327.67% / -327.68%	0.01%	F7
30	135	6	Phase A-N / Phase A-B Voltage 14 <sup>th</sup> Harmonic Magnitude; 1500+ range = +655.35% / 0%	+327.67% / -327.68%	0.01%	F7
30	135	7	Phase A-N / Phase A-B Voltage 15 <sup>th</sup> Harmonic Magnitude; 1500+ range = +655.35% / 0%	+327.67% / -327.68%	0.01%	F7
30	136	0	Phase A-N / Phase A-B Voltage 16 <sup>th</sup> Harmonic Magnitude; 1500+ range = +655.35% / 0%	+327.67% / -327.68%	0.01%	F7
30	136	1	Phase A-N / Phase A-B Voltage 17 <sup>th</sup> Harmonic Magnitude; 1500+ range = +655.35% / 0%	+327.67% / -327.68%	0.01%	F7

OBJECT	EIG LINE	EIG POINT	Description	Range	Units	Type
30	136	2	Phase A-N / Phase A-B Voltage 18 <sup>th</sup> Harmonic Magnitude; 1500+ range = +655.35% / 0%	+327.67% / -327.68%	0.01%	F7
30	136	3	Phase A-N / Phase A-B Voltage 19 <sup>th</sup> Harmonic Magnitude; 1500+ range = +655.35% / 0%	+327.67% / -327.68%	0.01%	F7
30	136	4	Phase A-N / Phase A-B Voltage 20 <sup>th</sup> Harmonic Magnitude; 1500+ range = +655.35% / 0%	+327.67% / -327.68%	0.01%	F7
30	136	5	Phase A-N / Phase A-B Voltage 21 <sup>st</sup> Harmonic Magnitude; 1500+ range = +655.35% / 0%	+327.67% / -327.68%	0.01%	F7
30	136	6	Phase A-N / Phase A-B Voltage 22 <sup>nd</sup> Harmonic Magnitude; 1500+ range = +655.35% / 0%	+327.67% / -327.68%	0.01%	F7
30	136	7	Phase A-N / Phase A-B Voltage 23 <sup>rd</sup> Harmonic Magnitude; 1500+ range = +655.35% / 0%	+327.67% / -327.68%	0.01%	F7
30	136	8	Phase A-N / Phase A-B Voltage 24 <sup>th</sup> Harmonic Magnitude; 1500+ range = +655.35% / 0%	+327.67% / -327.68%	0.01%	F7
30	136	9	Phase A-N / Phase A-B Voltage 25 <sup>th</sup> Harmonic Magnitude; 1500+ range = +655.35% / 0%	+327.67% / -327.68%	0.01%	F7
30	136	10	Phase A-N / Phase A-B Voltage 26 <sup>th</sup> Harmonic Magnitude; 1500+ range = +655.35% / 0%	+327.67% / -327.68%	0.01%	F7
30	136	11	Phase A-N / Phase A-B Voltage 27 <sup>th</sup> Harmonic Magnitude; 1500+ range = +655.35% / 0%	+327.67% / -327.68%	0.01%	F7
30	136	12	Phase A-N / Phase A-B Voltage 28 <sup>th</sup> Harmonic Magnitude; 1500+ range = +655.35% / 0%	+327.67% / -327.68%	0.01%	F7
30	136	13	Phase A-N / Phase A-B Voltage 29 <sup>th</sup> Harmonic Magnitude; 1500+ range = +655.35% / 0%	+327.67% / -327.68%	0.01%	F7
30	136	14	Phase A-N / Phase A-B Voltage 30 <sup>th</sup> Harmonic Magnitude; 1500+ range = +655.35% / 0%	+327.67% / -327.68%	0.01%	F7
30	136	15	Phase A-N / Phase A-B Voltage 31 <sup>st</sup> Harmonic Magnitude; 1500+ range = +655.35% / 0%	+327.67% / -327.68%	0.01%	F7
30	137	0	Phase A-N / Phase A-B Voltage 32 <sup>nd</sup> Harmonic Magnitude; 1500+ range = +655.35% / 0%	+327.67% / -327.68%	0.01%	F7
30	137	1	Phase A-N / Phase A-B Voltage 33 <sup>rd</sup> Harmonic Magnitude; 1500+ range = +655.35% / 0%	+327.67% / -327.68%	0.01%	F7
30	137	2	Phase A-N / Phase A-B Voltage 34 <sup>th</sup> Harmonic Magnitude; 1500+ range = +655.35% / 0%	+327.67% / -327.68%	0.01%	F7

OBJECT	EIG LINE	EIG POINT	Description	Range	Units	Type
30	137	3	Phase A-N / Phase A-B Voltage 35 <sup>th</sup> Harmonic Magnitude; 1500+ range = +655.35% / 0%	+327.67% / -327.68%	0.01%	F7
30	137	4	Phase A-N / Phase A-B Voltage 36 <sup>th</sup> Harmonic Magnitude; 1500+ range = +655.35% / 0%	+327.67% / -327.68%	0.01%	F7
30	137	5	Phase A-N / Phase A-B Voltage 37 <sup>th</sup> Harmonic Magnitude; 1500+ range = +655.35% / 0%	+327.67% / -327.68%	0.01%	F7
30	137	6	Phase A-N / Phase A-B Voltage 38 <sup>th</sup> Harmonic Magnitude; 1500+ range = +655.35% / 0%	+327.67% / -327.68%	0.01%	F7
30	137	7	Phase A-N / Phase A-B Voltage 39 <sup>th</sup> Harmonic Magnitude; 1500+ range = +655.35% / 0%	+327.67% / -327.68%	0.01%	F7
30	137	8	Phase A-N / Phase A-B Voltage 40 <sup>th</sup> Harmonic Magnitude; 1500+ range = +655.35% / 0%	+327.67% / -327.68%	0.01%	F7
30	137	9	Phase A-N / Phase A-B Voltage 41 <sup>st</sup> Harmonic Magnitude; 1500+ range = +655.35% / 0%	+327.67% / -327.68%	0.01%	F7
30	137	10	Phase A-N / Phase A-B Voltage 42 <sup>nd</sup> Harmonic Magnitude; 1500+ range = +655.35% / 0%	+327.67% / -327.68%	0.01%	F7
30	137	11	Phase A-N / Phase A-B Voltage 43 <sup>rd</sup> Harmonic Magnitude; 1500+ range = +655.35% / 0%	+327.67% / -327.68%	0.01%	F7
30	137	12	Phase A-N / Phase A-B Voltage 44 <sup>th</sup> Harmonic Magnitude; 1500+ range = +655.35% / 0%	+327.67% / -327.68%	0.01%	F7
30	137	13	Phase A-N / Phase A-B Voltage 45 <sup>th</sup> Harmonic Magnitude; 1500+ range = +655.35% / 0%	+327.67% / -327.68%	0.01%	F7
30	137	14	Phase A-N / Phase A-B Voltage 46 <sup>th</sup> Harmonic Magnitude; 1500+ range = +655.35% / 0%	+327.67% / -327.68%	0.01%	F7
30	137	15	Phase A-N / Phase A-B Voltage 47 <sup>th</sup> Harmonic Magnitude; 1500+ range = +655.35% / 0%	+327.67% / -327.68%	0.01%	F7
30	137	16	Phase A-N / Phase A-B Voltage 48 <sup>th</sup> Harmonic Magnitude; 1500+ range = +655.35% / 0%	+327.67% / -327.68%	0.01%	F7
30	137	17	Phase A-N / Phase A-B Voltage 49 <sup>th</sup> Harmonic Magnitude; 1500+ range = +655.35% / 0%	+327.67% / -327.68%	0.01%	F7
30	137	18	Phase A-N / Phase A-B Voltage 50 <sup>th</sup> Harmonic Magnitude; 1500+ range = +655.35% / 0%	+327.67% / -327.68%	0.01%	F7
30	137	19	Phase A-N / Phase A-B Voltage 51 <sup>st</sup> Harmonic Magnitude; 1500+ range = +655.35% / 0%	+327.67% / -327.68%	0.01%	F7



OBJECT	EIG LINE	EIG POINT	Description	Range	Units	Type
30	137	20	Phase A-N / Phase A-B Voltage 52 <sup>nd</sup> Harmonic Magnitude; 1500+ range = +655.35% / 0%	+327.67% / -327.68%	0.01%	F7
30	137	21	Phase A-N / Phase A-B Voltage 53 <sup>rd</sup> Harmonic Magnitude; 1500+ range = +655.35% / 0%	+327.67% / -327.68%	0.01%	F7
30	137	22	Phase A-N / Phase A-B Voltage 54 <sup>th</sup> Harmonic Magnitude; 1500+ range = +655.35% / 0%	+327.67% / -327.68%	0.01%	F7
30	137	23	Phase A-N / Phase A-B Voltage 55 <sup>th</sup> Harmonic Magnitude; 1500+ range = +655.35% / 0%	+327.67% / -327.68%	0.01%	F7
30	137	24	Phase A-N / Phase A-B Voltage 56 <sup>th</sup> Harmonic Magnitude; 1500+ range = +655.35% / 0%	+327.67% / -327.68%	0.01%	F7
30	137	25	Phase A-N / Phase A-B Voltage 57 <sup>th</sup> Harmonic Magnitude; 1500+ range = +655.35% / 0%	+327.67% / -327.68%	0.01%	F7
30	137	26	Phase A-N / Phase A-B Voltage 58 <sup>th</sup> Harmonic Magnitude; 1500+ range = +655.35% / 0%	+327.67% / -327.68%	0.01%	F7
30	137	27	Phase A-N / Phase A-B Voltage 59 <sup>th</sup> Harmonic Magnitude; 1500+ range = +655.35% / 0%	+327.67% / -327.68%	0.01%	F7
30	137	28	Phase A-N / Phase A-B Voltage 60 <sup>th</sup> Harmonic Magnitude; 1500+ range = +655.35% / 0%	+327.67% / -327.68%	0.01%	F7
30	137	29	Phase A-N / Phase A-B Voltage 61 <sup>st</sup> Harmonic Magnitude; 1500+ range = +655.35% / 0%	+327.67% / -327.68%	0.01%	F7
30	137	30	Phase A-N / Phase A-B Voltage 62 <sup>nd</sup> Harmonic Magnitude; 1500+ range = +655.35% / 0%	+327.67% / -327.68%	0.01%	F7
30	137	31	Phase A-N / Phase A-B Voltage 63 <sup>rd</sup> Harmonic Magnitude; 1500+ range = +655.35% / 0%	+327.67% / -327.68%	0.01%	F7
30	138	0	Phase A-N / Phase A-B Voltage 64 <sup>th</sup> Harmonic Magnitude; 1500+ range = +655.35% / 0%	+327.67% / -327.68%	0.01%	F7
30	138	1	Phase A-N / Phase A-B Voltage 65 <sup>th</sup> Harmonic Magnitude; 1500+ range = +655.35% / 0%	+327.67% / -327.68%	0.01%	F7
30	138	2	Phase A-N / Phase A-B Voltage 66 <sup>th</sup> Harmonic Magnitude; 1500+ range = +655.35% / 0%	+327.67% / -327.68%	0.01%	F7
30	138	3	Phase A-N / Phase A-B Voltage 67 <sup>th</sup> Harmonic Magnitude; 1500+ range = +655.35% / 0%	+327.67% / -327.68%	0.01%	F7
30	138	4	Phase A-N / Phase A-B Voltage 68 <sup>th</sup> Harmonic Magnitude; 1500+ range = +655.35% / 0%	+327.67% / -327.68%	0.01%	F7

OBJECT	EIG LINE	EIG POINT	Description	Range	Units	Type
30	138	5	Phase A-N / Phase A-B Voltage 69 <sup>th</sup> Harmonic Magnitude; 1500+ range = +655.35% / 0%	+327.67% / -327.68%	0.01%	F7
30	138	6	Phase A-N / Phase A-B Voltage 70 <sup>th</sup> Harmonic Magnitude; 1500+ range = +655.35% / 0%	+327.67% / -327.68%	0.01%	F7
30	138	7	Phase A-N / Phase A-B Voltage 71 <sup>st</sup> Harmonic Magnitude; 1500+ range = +655.35% / 0%	+327.67% / -327.68%	0.01%	F7
30	138	8	Phase A-N / Phase A-B Voltage 72 <sup>nd</sup> Harmonic Magnitude; 1500+ range = +655.35% / 0%	+327.67% / -327.68%	0.01%	F7
30	138	9	Phase A-N / Phase A-B Voltage 73 <sup>rd</sup> Harmonic Magnitude; 1500+ range = +655.35% / 0%	+327.67% / -327.68%	0.01%	F7
30	138	10	Phase A-N / Phase A-B Voltage 74 <sup>th</sup> Harmonic Magnitude; 1500+ range = +655.35% / 0%	+327.67% / -327.68%	0.01%	F7
30	138	11	Phase A-N / Phase A-B Voltage 75 <sup>th</sup> Harmonic Magnitude; 1500+ range = +655.35% / 0%	+327.67% / -327.68%	0.01%	F7
30	138	12	Phase A-N / Phase A-B Voltage 76 <sup>th</sup> Harmonic Magnitude; 1500+ range = +655.35% / 0%	+327.67% / -327.68%	0.01%	F7
30	138	13	Phase A-N / Phase A-B Voltage 77 <sup>th</sup> Harmonic Magnitude; 1500+ range = +655.35% / 0%	+327.67% / -327.68%	0.01%	F7
30	138	14	Phase A-N / Phase A-B Voltage 78 <sup>th</sup> Harmonic Magnitude; 1500+ range = +655.35% / 0%	+327.67% / -327.68%	0.01%	F7
30	138	15	Phase A-N / Phase A-B Voltage 79 <sup>th</sup> Harmonic Magnitude; 1500+ range = +655.35% / 0%	+327.67% / -327.68%	0.01%	F7
30	138	16	Phase A-N / Phase A-B Voltage 80 <sup>th</sup> Harmonic Magnitude; 1500+ range = +655.35% / 0%	+327.67% / -327.68%	0.01%	F7
30	138	17	Phase A-N / Phase A-B Voltage 81 <sup>st</sup> Harmonic Magnitude; 1500+ range = +655.35% / 0%	+327.67% / -327.68%	0.01%	F7
30	138	18	Phase A-N / Phase A-B Voltage 82 <sup>nd</sup> Harmonic Magnitude; 1500+ range = +655.35% / 0%	+327.67% / -327.68%	0.01%	F7
30	138	19	Phase A-N / Phase A-B Voltage 83 <sup>rd</sup> Harmonic Magnitude; 1500+ range = +655.35% / 0%	+327.67% / -327.68%	0.01%	F7
30	138	20	Phase A-N / Phase A-B Voltage 84 <sup>th</sup> Harmonic Magnitude; 1500+ range = +655.35% / 0%	+327.67% / -327.68%	0.01%	F7
30	138	21	Phase A-N / Phase A-B Voltage 85 <sup>th</sup> Harmonic Magnitude; 1500+ range = +655.35% / 0%	+327.67% / -327.68%	0.01%	F7

OBJECT	EIG LINE	EIG POINT	Description	Range	Units	Type
30	138	22	Phase A-N / Phase A-B Voltage 86 <sup>th</sup> Harmonic Magnitude; 1500+ range = +655.35% / 0%	+327.67% / -327.68%	0.01%	F7
30	138	23	Phase A-N / Phase A-B Voltage 87 <sup>th</sup> Harmonic Magnitude; 1500+ range = +655.35% / 0%	+327.67% / -327.68%	0.01%	F7
30	138	24	Phase A-N / Phase A-B Voltage 88 <sup>th</sup> Harmonic Magnitude; 1500+ range = +655.35% / 0%	+327.67% / -327.68%	0.01%	F7
30	138	25	Phase A-N / Phase A-B Voltage 89 <sup>th</sup> Harmonic Magnitude; 1500+ range = +655.35% / 0%	+327.67% / -327.68%	0.01%	F7
30	138	26	Phase A-N / Phase A-B Voltage 90 <sup>th</sup> Harmonic Magnitude; 1500+ range = +655.35% / 0%	+327.67% / -327.68%	0.01%	F7
30	138	27	Phase A-N / Phase A-B Voltage 91 <sup>st</sup> Harmonic Magnitude; 1500+ range = +655.35% / 0%	+327.67% / -327.68%	0.01%	F7
30	138	28	Phase A-N / Phase A-B Voltage 92 <sup>nd</sup> Harmonic Magnitude; 1500+ range = +655.35% / 0%	+327.67% / -327.68%	0.01%	F7
30	138	29	Phase A-N / Phase A-B Voltage 93 <sup>rd</sup> Harmonic Magnitude; 1500+ range = +655.35% / 0%	+327.67% / -327.68%	0.01%	F7
30	138	30	Phase A-N / Phase A-B Voltage 94 <sup>th</sup> Harmonic Magnitude; 1500+ range = +655.35% / 0%	+327.67% / -327.68%	0.01%	F7
30	138	31	Phase A-N / Phase A-B Voltage 95 <sup>th</sup> Harmonic Magnitude; 1500+ range = +655.35% / 0%	+327.67% / -327.68%	0.01%	F7
30	138	32	Phase A-N / Phase A-B Voltage 96 <sup>th</sup> Harmonic Magnitude; 1500+ range = +655.35% / 0%	+327.67% / -327.68%	0.01%	F7
30	138	33	Phase A-N / Phase A-B Voltage 97 <sup>th</sup> Harmonic Magnitude; 1500+ range = +655.35% / 0%	+327.67% / -327.68%	0.01%	F7
30	138	34	Phase A-N / Phase A-B Voltage 98 <sup>th</sup> Harmonic Magnitude; 1500+ range = +655.35% / 0%	+327.67% / -327.68%	0.01%	F7
30	138	35	Phase A-N / Phase A-B Voltage 99 <sup>th</sup> Harmonic Magnitude; 1500+ range = +655.35% / 0%	+327.67% / -327.68%	0.01%	F7
30	138	36	Phase A-N / Phase A-B Voltage 100 <sup>th</sup> Harmonic Magnitude; 1500+ range = +655.35% / 0%	+327.67% / -327.68%	0.01%	F7
30	138	37	Phase A-N / Phase A-B Voltage 101 <sup>st</sup> Harmonic Magnitude; 1500+ range = +655.35% / 0%	+327.67% / -327.68%	0.01%	F7
30	138	38	Phase A-N / Phase A-B Voltage 102 <sup>nd</sup> Harmonic Magnitude; 1500+ range = +655.35% / 0%	+327.67% / -327.68%	0.01%	F7

OBJECT	EIG LINE	EIG POINT	Description	Range	Units	Type
30	138	39	Phase A-N / Phase A-B Voltage 103 <sup>rd</sup> Harmonic Magnitude; 1500+ range = +655.35% / 0%	+327.67% / -327.68%	0.01%	F7
30	138	40	Phase A-N / Phase A-B Voltage 104 <sup>th</sup> Harmonic Magnitude; 1500+ range = +655.35% / 0%	+327.67% / -327.68%	0.01%	F7
30	138	41	Phase A-N / Phase A-B Voltage 105 <sup>th</sup> Harmonic Magnitude; 1500+ range = +655.35% / 0%	+327.67% / -327.68%	0.01%	F7
30	138	42	Phase A-N / Phase A-B Voltage 106 <sup>th</sup> Harmonic Magnitude; 1500+ range = +655.35% / 0%	+327.67% / -327.68%	0.01%	F7
30	138	43	Phase A-N / Phase A-B Voltage 107 <sup>th</sup> Harmonic Magnitude; 1500+ range = +655.35% / 0%	+327.67% / -327.68%	0.01%	F7
30	138	44	Phase A-N / Phase A-B Voltage 108 <sup>th</sup> Harmonic Magnitude; 1500+ range = +655.35% / 0%	+327.67% / -327.68%	0.01%	F7
30	138	45	Phase A-N / Phase A-B Voltage 109 <sup>th</sup> Harmonic Magnitude; 1500+ range = +655.35% / 0%	+327.67% / -327.68%	0.01%	F7
30	138	46	Phase A-N / Phase A-B Voltage 110 <sup>th</sup> Harmonic Magnitude; 1500+ range = +655.35% / 0%	+327.67% / -327.68%	0.01%	F7
30	138	47	Phase A-N / Phase A-B Voltage 111 <sup>th</sup> Harmonic Magnitude; 1500+ range = +655.35% / 0%	+327.67% / -327.68%	0.01%	F7
30	138	48	Phase A-N / Phase A-B Voltage 112 <sup>th</sup> Harmonic Magnitude; 1500+ range = +655.35% / 0%	+327.67% / -327.68%	0.01%	F7
30	138	49	Phase A-N / Phase A-B Voltage 113 <sup>th</sup> Harmonic Magnitude; 1500+ range = +655.35% / 0%	+327.67% / -327.68%	0.01%	F7
30	138	50	Phase A-N / Phase A-B Voltage 114 <sup>th</sup> Harmonic Magnitude; 1500+ range = +655.35% / 0%	+327.67% / -327.68%	0.01%	F7
30	138	51	Phase A-N / Phase A-B Voltage 115 <sup>th</sup> Harmonic Magnitude; 1500+ range = +655.35% / 0%	+327.67% / -327.68%	0.01%	F7
30	138	52	Phase A-N / Phase A-B Voltage 116 <sup>th</sup> Harmonic Magnitude; 1500+ range = +655.35% / 0%	+327.67% / -327.68%	0.01%	F7
30	138	53	Phase A-N / Phase A-B Voltage 117 <sup>th</sup> Harmonic Magnitude; 1500+ range = +655.35% / 0%	+327.67% / -327.68%	0.01%	F7
30	138	54	Phase A-N / Phase A-B Voltage 118 <sup>th</sup> Harmonic Magnitude; 1500+ range = +655.35% / 0%	+327.67% / -327.68%	0.01%	F7
30	138	55	Phase A-N / Phase A-B Voltage 119 <sup>th</sup> Harmonic Magnitude; 1500+ range = +655.35% / 0%	+327.67% / -327.68%	0.01%	F7

OBJECT	EIG LINE	EIG POINT	Description	Range	Units	Type
30	138	56	Phase A-N / Phase A-B Voltage 120 <sup>th</sup> Harmonic Magnitude; 1500+ range = +655.35% / 0%	+327.67% / -327.68%	0.01%	F7
30	138	57	Phase A-N / Phase A-B Voltage 121 <sup>st</sup> Harmonic Magnitude; 1500+ range = +655.35% / 0%	+327.67% / -327.68%	0.01%	F7
30	138	58	Phase A-N / Phase A-B Voltage 122 <sup>nd</sup> Harmonic Magnitude; 1500+ range = +655.35% / 0%	+327.67% / -327.68%	0.01%	F7
30	138	59	Phase A-N / Phase A-B Voltage 123 <sup>rd</sup> Harmonic Magnitude; 1500+ range = +655.35% / 0%	+327.67% / -327.68%	0.01%	F7
30	138	60	Phase A-N / Phase A-B Voltage 124 <sup>th</sup> Harmonic Magnitude; 1500+ range = +655.35% / 0%	+327.67% / -327.68%	0.01%	F7
30	138	61	Phase A-N / Phase A-B Voltage 125 <sup>th</sup> Harmonic Magnitude; 1500+ range = +655.35% / 0%	+327.67% / -327.68%	0.01%	F7
30	138	62	Phase A-N / Phase A-B Voltage 126 <sup>th</sup> Harmonic Magnitude; 1500+ range = +655.35% / 0%	+327.67% / -327.68%	0.01%	F7
30	138	63	Phase A-N / Phase A-B Voltage 127 <sup>th</sup> Harmonic Magnitude; 1500+ range = +655.35% / 0%	+327.67% / -327.68%	0.01%	F7
30	139	0	Phase B-N / Phase B-C Voltage 0 <sup>th</sup> Harmonic Magnitude; 1500+ range = +655.35% / 0%	+327.67% / -327.68%	0.01%	F7
30	139	1	Phase B-N / Phase B-C Voltage 1 <sup>st</sup> Harmonic Magnitude; 1500+ range = +655.35% / 0%	+327.67% / -327.68%	0.01%	F7
30	139	2	Phase B-N / Phase B-C Voltage 2 <sup>nd</sup> Harmonic Magnitude; 1500+ range = +655.35% / 0%	+327.67% / -327.68%	0.01%	F7
30	139	3	Phase B-N / Phase B-C Voltage 3 <sup>rd</sup> Harmonic Magnitude; 1500+ range = +655.35% / 0%	+327.67% / -327.68%	0.01%	F7
30	139	4	Phase B-N / Phase B-C Voltage 4 <sup>th</sup> Harmonic Magnitude; 1500+ range = +655.35% / 0%	+327.67% / -327.68%	0.01%	F7
30	139	5	Phase B-N / Phase B-C Voltage 5 <sup>th</sup> Harmonic Magnitude; 1500+ range = +655.35% / 0%	+327.67% / -327.68%	0.01%	F7
30	139	6	Phase B-N / Phase B-C Voltage 6 <sup>th</sup> Harmonic Magnitude; 1500+ range = +655.35% / 0%	+327.67% / -327.68%	0.01%	F7
30	139	7	Phase B-N / Phase B-C Voltage 7 <sup>th</sup> Harmonic Magnitude; 1500+ range = +655.35% / 0%	+327.67% / -327.68%	0.01%	F7
30	140	0	Phase B-N / Phase B-C Voltage 8 <sup>th</sup> Harmonic Magnitude; 1500+ range = +655.35% / 0%	+327.67% / -327.68%	0.01%	F7

OBJECT	EIG LINE	EIG POINT	Description	Range	Units	Type
30	140	1	Phase B-N / Phase B-C Voltage 9 <sup>th</sup> Harmonic Magnitude; 1500+ range = +655.35% / 0%	+327.67% / -327.68%	0.01%	F7
30	140	2	Phase B-N / Phase B-C Voltage 10 <sup>th</sup> Harmonic Magnitude; 1500+ range = +655.35% / 0%	+327.67% / -327.68%	0.01%	F7
30	140	3	Phase B-N / Phase B-C Voltage 11 <sup>th</sup> Harmonic Magnitude; 1500+ range = +655.35% / 0%	+327.67% / -327.68%	0.01%	F7
30	140	4	Phase B-N / Phase B-C Voltage 12 <sup>th</sup> Harmonic Magnitude; 1500+ range = +655.35% / 0%	+327.67% / -327.68%	0.01%	F7
30	140	5	Phase B-N / Phase B-C Voltage 13 <sup>th</sup> Harmonic Magnitude; 1500+ range = +655.35% / 0%	+327.67% / -327.68%	0.01%	F7
30	140	6	Phase B-N / Phase B-C Voltage 14 <sup>th</sup> Harmonic Magnitude; 1500+ range = +655.35% / 0%	+327.67% / -327.68%	0.01%	F7
30	140	7	Phase B-N / Phase B-C Voltage 15 <sup>th</sup> Harmonic Magnitude; 1500+ range = +655.35% / 0%	+327.67% / -327.68%	0.01%	F7
30	141	0	Phase B-N / Phase B-C Voltage 16 <sup>th</sup> Harmonic Magnitude; 1500+ range = +655.35% / 0%	+327.67% / -327.68%	0.01%	F7
30	141	1	Phase B-N / Phase B-C Voltage 17 <sup>th</sup> Harmonic Magnitude; 1500+ range = +655.35% / 0%	+327.67% / -327.68%	0.01%	F7
30	141	2	Phase B-N / Phase B-C Voltage 18 <sup>th</sup> Harmonic Magnitude; 1500+ range = +655.35% / 0%	+327.67% / -327.68%	0.01%	F7
30	141	3	Phase B-N / Phase B-C Voltage 19 <sup>th</sup> Harmonic Magnitude; 1500+ range = +655.35% / 0%	+327.67% / -327.68%	0.01%	F7
30	141	4	Phase B-N / Phase B-C Voltage 20 <sup>th</sup> Harmonic Magnitude; 1500+ range = +655.35% / 0%	+327.67% / -327.68%	0.01%	F7
30	141	5	Phase B-N / Phase B-C Voltage 21 <sup>st</sup> Harmonic Magnitude; 1500+ range = +655.35% / 0%	+327.67% / -327.68%	0.01%	F7
30	141	6	Phase B-N / Phase B-C Voltage 22 <sup>nd</sup> Harmonic Magnitude; 1500+ range = +655.35% / 0%	+327.67% / -327.68%	0.01%	F7
30	141	7	Phase B-N / Phase B-C Voltage 23 <sup>rd</sup> Harmonic Magnitude; 1500+ range = +655.35% / 0%	+327.67% / -327.68%	0.01%	F7
30	141	8	Phase B-N / Phase B-C Voltage 24 <sup>th</sup> Harmonic Magnitude; 1500+ range = +655.35% / 0%	+327.67% / -327.68%	0.01%	F7
30	141	9	Phase B-N / Phase B-C Voltage 25 <sup>th</sup> Harmonic Magnitude; 1500+ range = +655.35% / 0%	+327.67% / -327.68%	0.01%	F7

OBJECT	EIG LINE	EIG POINT	Description	Range	Units	Type
30	141	10	Phase B-N / Phase B-C Voltage 26 <sup>th</sup> Harmonic Magnitude; 1500+ range = +655.35% / 0%	+327.67% / -327.68%	0.01%	F7
30	141	11	Phase B-N / Phase B-C Voltage 27 <sup>th</sup> Harmonic Magnitude; 1500+ range = +655.35% / 0%	+327.67% / -327.68%	0.01%	F7
30	141	12	Phase B-N / Phase B-C Voltage 28 <sup>th</sup> Harmonic Magnitude; 1500+ range = +655.35% / 0%	+327.67% / -327.68%	0.01%	F7
30	141	13	Phase B-N / Phase B-C Voltage 29 <sup>th</sup> Harmonic Magnitude; 1500+ range = +655.35% / 0%	+327.67% / -327.68%	0.01%	F7
30	141	14	Phase B-N / Phase B-C Voltage 30 <sup>th</sup> Harmonic Magnitude; 1500+ range = +655.35% / 0%	+327.67% / -327.68%	0.01%	F7
30	141	15	Phase B-N / Phase B-C Voltage 31 <sup>st</sup> Harmonic Magnitude; 1500+ range = +655.35% / 0%	+327.67% / -327.68%	0.01%	F7
30	142	0	Phase B-N / Phase B-C Voltage 32 <sup>nd</sup> Harmonic Magnitude; 1500+ range = +655.35% / 0%	+327.67% / -327.68%	0.01%	F7
30	142	1	Phase B-N / Phase B-C Voltage 33 <sup>rd</sup> Harmonic Magnitude; 1500+ range = +655.35% / 0%	+327.67% / -327.68%	0.01%	F7
30	142	2	Phase B-N / Phase B-C Voltage 34 <sup>th</sup> Harmonic Magnitude; 1500+ range = +655.35% / 0%	+327.67% / -327.68%	0.01%	F7
30	142	3	Phase B-N / Phase B-C Voltage 35 <sup>th</sup> Harmonic Magnitude; 1500+ range = +655.35% / 0%	+327.67% / -327.68%	0.01%	F7
30	142	4	Phase B-N / Phase B-C Voltage 36 <sup>th</sup> Harmonic Magnitude; 1500+ range = +655.35% / 0%	+327.67% / -327.68%	0.01%	F7
30	142	5	Phase B-N / Phase B-C Voltage 37 <sup>th</sup> Harmonic Magnitude; 1500+ range = +655.35% / 0%	+327.67% / -327.68%	0.01%	F7
30	142	6	Phase B-N / Phase B-C Voltage 38 <sup>th</sup> Harmonic Magnitude; 1500+ range = +655.35% / 0%	+327.67% / -327.68%	0.01%	F7
30	142	7	Phase B-N / Phase B-C Voltage 39 <sup>th</sup> Harmonic Magnitude; 1500+ range = +655.35% / 0%	+327.67% / -327.68%	0.01%	F7
30	142	8	Phase B-N / Phase B-C Voltage 40 <sup>th</sup> Harmonic Magnitude; 1500+ range = +655.35% / 0%	+327.67% / -327.68%	0.01%	F7
30	142	9	Phase B-N / Phase B-C Voltage 41 <sup>st</sup> Harmonic Magnitude; 1500+ range = +655.35% / 0%	+327.67% / -327.68%	0.01%	F7
30	142	10	Phase B-N / Phase B-C Voltage 42 <sup>nd</sup> Harmonic Magnitude; 1500+ range = +655.35% / 0%	+327.67% / -327.68%	0.01%	F7

OBJECT	EIG LINE	EIG POINT	Description	Range	Units	Type
30	142	11	Phase B-N / Phase B-C Voltage 43 <sup>rd</sup> Harmonic Magnitude; 1500+ range = +655.35% / 0%	+327.67% / -327.68%	0.01%	F7
30	142	12	Phase B-N / Phase B-C Voltage 44 <sup>th</sup> Harmonic Magnitude; 1500+ range = +655.35% / 0%	+327.67% / -327.68%	0.01%	F7
30	142	13	Phase B-N / Phase B-C Voltage 45 <sup>th</sup> Harmonic Magnitude; 1500+ range = +655.35% / 0%	+327.67% / -327.68%	0.01%	F7
30	142	14	Phase B-N / Phase B-C Voltage 46 <sup>th</sup> Harmonic Magnitude; 1500+ range = +655.35% / 0%	+327.67% / -327.68%	0.01%	F7
30	142	15	Phase B-N / Phase B-C Voltage 47 <sup>th</sup> Harmonic Magnitude; 1500+ range = +655.35% / 0%	+327.67% / -327.68%	0.01%	F7
30	142	16	Phase B-N / Phase B-C Voltage 48 <sup>th</sup> Harmonic Magnitude; 1500+ range = +655.35% / 0%	+327.67% / -327.68%	0.01%	F7
30	142	17	Phase B-N / Phase B-C Voltage 49 <sup>th</sup> Harmonic Magnitude; 1500+ range = +655.35% / 0%	+327.67% / -327.68%	0.01%	F7
30	142	18	Phase B-N / Phase B-C Voltage 50 <sup>th</sup> Harmonic Magnitude; 1500+ range = +655.35% / 0%	+327.67% / -327.68%	0.01%	F7
30	142	19	Phase B-N / Phase B-C Voltage 51 <sup>st</sup> Harmonic Magnitude; 1500+ range = +655.35% / 0%	+327.67% / -327.68%	0.01%	F7
30	142	20	Phase B-N / Phase B-C Voltage 52 <sup>nd</sup> Harmonic Magnitude; 1500+ range = +655.35% / 0%	+327.67% / -327.68%	0.01%	F7
30	142	21	Phase B-N / Phase B-C Voltage 53 <sup>rd</sup> Harmonic Magnitude; 1500+ range = +655.35% / 0%	+327.67% / -327.68%	0.01%	F7
30	142	22	Phase B-N / Phase B-C Voltage 54 <sup>th</sup> Harmonic Magnitude; 1500+ range = +655.35% / 0%	+327.67% / -327.68%	0.01%	F7
30	142	23	Phase B-N / Phase B-C Voltage 55 <sup>th</sup> Harmonic Magnitude; 1500+ range = +655.35% / 0%	+327.67% / -327.68%	0.01%	F7
30	142	24	Phase B-N / Phase B-C Voltage 56 <sup>th</sup> Harmonic Magnitude; 1500+ range = +655.35% / 0%	+327.67% / -327.68%	0.01%	F7
30	142	25	Phase B-N / Phase B-C Voltage 57 <sup>th</sup> Harmonic Magnitude; 1500+ range = +655.35% / 0%	+327.67% / -327.68%	0.01%	F7
30	142	26	Phase B-N / Phase B-C Voltage 58 <sup>th</sup> Harmonic Magnitude; 1500+ range = +655.35% / 0%	+327.67% / -327.68%	0.01%	F7
30	142	27	Phase B-N / Phase B-C Voltage 59 <sup>th</sup> Harmonic Magnitude; 1500+ range = +655.35% / 0%	+327.67% / -327.68%	0.01%	F7



OBJECT	EIG LINE	EIG POINT	Description	Range	Units	Type
30	142	28	Phase B-N / Phase B-C Voltage 60 <sup>th</sup> Harmonic Magnitude; 1500+ range = +655.35% / 0%	+327.67% / -327.68%	0.01%	F7
30	142	29	Phase B-N / Phase B-C Voltage 61 <sup>st</sup> Harmonic Magnitude; 1500+ range = +655.35% / 0%	+327.67% / -327.68%	0.01%	F7
30	142	30	Phase B-N / Phase B-C Voltage 62 <sup>nd</sup> Harmonic Magnitude; 1500+ range = +655.35% / 0%	+327.67% / -327.68%	0.01%	F7
30	142	31	Phase B-N / Phase B-C Voltage 63 <sup>rd</sup> Harmonic Magnitude; 1500+ range = +655.35% / 0%	+327.67% / -327.68%	0.01%	F7
30	143	0	Phase B-N / Phase B-C Voltage 64 <sup>th</sup> Harmonic Magnitude; 1500+ range = +655.35% / 0%	+327.67% / -327.68%	0.01%	F7
30	143	1	Phase B-N / Phase B-C Voltage 65 <sup>th</sup> Harmonic Magnitude; 1500+ range = +655.35% / 0%	+327.67% / -327.68%	0.01%	F7
30	143	2	Phase B-N / Phase B-C Voltage 66 <sup>th</sup> Harmonic Magnitude; 1500+ range = +655.35% / 0%	+327.67% / -327.68%	0.01%	F7
30	143	3	Phase B-N / Phase B-C Voltage 67 <sup>th</sup> Harmonic Magnitude; 1500+ range = +655.35% / 0%	+327.67% / -327.68%	0.01%	F7
30	143	4	Phase B-N / Phase B-C Voltage 68 <sup>th</sup> Harmonic Magnitude; 1500+ range = +655.35% / 0%	+327.67% / -327.68%	0.01%	F7
30	143	5	Phase B-N / Phase B-C Voltage 69 <sup>th</sup> Harmonic Magnitude; 1500+ range = +655.35% / 0%	+327.67% / -327.68%	0.01%	F7
30	143	6	Phase B-N / Phase B-C Voltage 70 <sup>th</sup> Harmonic Magnitude; 1500+ range = +655.35% / 0%	+327.67% / -327.68%	0.01%	F7
30	143	7	Phase B-N / Phase B-C Voltage 71 <sup>st</sup> Harmonic Magnitude; 1500+ range = +655.35% / 0%	+327.67% / -327.68%	0.01%	F7
30	143	8	Phase B-N / Phase B-C Voltage 72 <sup>nd</sup> Harmonic Magnitude; 1500+ range = +655.35% / 0%	+327.67% / -327.68%	0.01%	F7
30	143	9	Phase B-N / Phase B-C Voltage 73 <sup>rd</sup> Harmonic Magnitude; 1500+ range = +655.35% / 0%	+327.67% / -327.68%	0.01%	F7
30	143	10	Phase B-N / Phase B-C Voltage 74 <sup>th</sup> Harmonic Magnitude; 1500+ range = +655.35% / 0%	+327.67% / -327.68%	0.01%	F7
30	143	11	Phase B-N / Phase B-C Voltage 75 <sup>th</sup> Harmonic Magnitude; 1500+ range = +655.35% / 0%	+327.67% / -327.68%	0.01%	F7
30	143	12	Phase B-N / Phase B-C Voltage 76 <sup>th</sup> Harmonic Magnitude; 1500+ range = +655.35% / 0%	+327.67% / -327.68%	0.01%	F7

OBJECT	EIG LINE	EIG POINT	Description	Range	Units	Type
30	143	13	Phase B-N / Phase B-C Voltage 77 <sup>th</sup> Harmonic Magnitude; 1500+ range = +655.35% / 0%	+327.67% / -327.68%	0.01%	F7
30	143	14	Phase B-N / Phase B-C Voltage 78 <sup>th</sup> Harmonic Magnitude; 1500+ range = +655.35% / 0%	+327.67% / -327.68%	0.01%	F7
30	143	15	Phase B-N / Phase B-C Voltage 79 <sup>th</sup> Harmonic Magnitude; 1500+ range = +655.35% / 0%	+327.67% / -327.68%	0.01%	F7
30	143	16	Phase B-N / Phase B-C Voltage 80 <sup>th</sup> Harmonic Magnitude; 1500+ range = +655.35% / 0%	+327.67% / -327.68%	0.01%	F7
30	143	17	Phase B-N / Phase B-C Voltage 81 <sup>st</sup> Harmonic Magnitude; 1500+ range = +655.35% / 0%	+327.67% / -327.68%	0.01%	F7
30	143	18	Phase B-N / Phase B-C Voltage 82 <sup>nd</sup> Harmonic Magnitude; 1500+ range = +655.35% / 0%	+327.67% / -327.68%	0.01%	F7
30	143	19	Phase B-N / Phase B-C Voltage 83 <sup>rd</sup> Harmonic Magnitude; 1500+ range = +655.35% / 0%	+327.67% / -327.68%	0.01%	F7
30	143	20	Phase B-N / Phase B-C Voltage 84 <sup>th</sup> Harmonic Magnitude; 1500+ range = +655.35% / 0%	+327.67% / -327.68%	0.01%	F7
30	143	21	Phase B-N / Phase B-C Voltage 85 <sup>th</sup> Harmonic Magnitude; 1500+ range = +655.35% / 0%	+327.67% / -327.68%	0.01%	F7
30	143	22	Phase B-N / Phase B-C Voltage 86 <sup>th</sup> Harmonic Magnitude; 1500+ range = +655.35% / 0%	+327.67% / -327.68%	0.01%	F7
30	143	23	Phase B-N / Phase B-C Voltage 87 <sup>th</sup> Harmonic Magnitude; 1500+ range = +655.35% / 0%	+327.67% / -327.68%	0.01%	F7
30	143	24	Phase B-N / Phase B-C Voltage 88 <sup>th</sup> Harmonic Magnitude; 1500+ range = +655.35% / 0%	+327.67% / -327.68%	0.01%	F7
30	143	25	Phase B-N / Phase B-C Voltage 89 <sup>th</sup> Harmonic Magnitude; 1500+ range = +655.35% / 0%	+327.67% / -327.68%	0.01%	F7
30	143	26	Phase B-N / Phase B-C Voltage 90 <sup>th</sup> Harmonic Magnitude; 1500+ range = +655.35% / 0%	+327.67% / -327.68%	0.01%	F7
30	143	27	Phase B-N / Phase B-C Voltage 91 <sup>st</sup> Harmonic Magnitude; 1500+ range = +655.35% / 0%	+327.67% / -327.68%	0.01%	F7
30	143	28	Phase B-N / Phase B-C Voltage 92 <sup>nd</sup> Harmonic Magnitude; 1500+ range = +655.35% / 0%	+327.67% / -327.68%	0.01%	F7
30	143	29	Phase B-N / Phase B-C Voltage 93 <sup>rd</sup> Harmonic Magnitude; 1500+ range = +655.35% / 0%	+327.67% / -327.68%	0.01%	F7

OBJECT	EIG LINE	EIG POINT	Description	Range	Units	Type
30	143	30	Phase B-N / Phase B-C Voltage 94 <sup>th</sup> Harmonic Magnitude; 1500+ range = +655.35% / 0%	+327.67% / -327.68%	0.01%	F7
30	143	31	Phase B-N / Phase B-C Voltage 95 <sup>th</sup> Harmonic Magnitude; 1500+ range = +655.35% / 0%	+327.67% / -327.68%	0.01%	F7
30	143	32	Phase B-N / Phase B-C Voltage 96 <sup>th</sup> Harmonic Magnitude; 1500+ range = +655.35% / 0%	+327.67% / -327.68%	0.01%	F7
30	143	33	Phase B-N / Phase B-C Voltage 97 <sup>th</sup> Harmonic Magnitude; 1500+ range = +655.35% / 0%	+327.67% / -327.68%	0.01%	F7
30	143	34	Phase B-N / Phase B-C Voltage 98 <sup>th</sup> Harmonic Magnitude; 1500+ range = +655.35% / 0%	+327.67% / -327.68%	0.01%	F7
30	143	35	Phase B-N / Phase B-C Voltage 99 <sup>th</sup> Harmonic Magnitude; 1500+ range = +655.35% / 0%	+327.67% / -327.68%	0.01%	F7
30	143	36	Phase B-N / Phase B-C Voltage 100 <sup>th</sup> Harmonic Magnitude; 1500+ range = +655.35% / 0%	+327.67% / -327.68%	0.01%	F7
30	143	37	Phase B-N / Phase B-C Voltage 101 <sup>st</sup> Harmonic Magnitude; 1500+ range = +655.35% / 0%	+327.67% / -327.68%	0.01%	F7
30	143	38	Phase B-N / Phase B-C Voltage 102 <sup>nd</sup> Harmonic Magnitude; 1500+ range = +655.35% / 0%	+327.67% / -327.68%	0.01%	F7
30	143	39	Phase B-N / Phase B-C Voltage 103 <sup>rd</sup> Harmonic Magnitude; 1500+ range = +655.35% / 0%	+327.67% / -327.68%	0.01%	F7
30	143	40	Phase B-N / Phase B-C Voltage 104 <sup>th</sup> Harmonic Magnitude; 1500+ range = +655.35% / 0%	+327.67% / -327.68%	0.01%	F7
30	143	41	Phase B-N / Phase B-C Voltage 105 <sup>th</sup> Harmonic Magnitude; 1500+ range = +655.35% / 0%	+327.67% / -327.68%	0.01%	F7
30	143	42	Phase B-N / Phase B-C Voltage 106 <sup>th</sup> Harmonic Magnitude; 1500+ range = +655.35% / 0%	+327.67% / -327.68%	0.01%	F7
30	143	43	Phase B-N / Phase B-C Voltage 107 <sup>th</sup> Harmonic Magnitude; 1500+ range = +655.35% / 0%	+327.67% / -327.68%	0.01%	F7
30	143	44	Phase B-N / Phase B-C Voltage 108 <sup>th</sup> Harmonic Magnitude; 1500+ range = +655.35% / 0%	+327.67% / -327.68%	0.01%	F7
30	143	45	Phase B-N / Phase B-C Voltage 109 <sup>th</sup> Harmonic Magnitude; 1500+ range = +655.35% / 0%	+327.67% / -327.68%	0.01%	F7
30	143	46	Phase B-N / Phase B-C Voltage 110 <sup>th</sup> Harmonic Magnitude; 1500+ range = +655.35% / 0%	+327.67% / -327.68%	0.01%	F7

OBJECT	EIG LINE	EIG POINT	Description	Range	Units	Type
30	143	47	Phase B-N / Phase B-C Voltage 111 <sup>th</sup> Harmonic Magnitude; 1500+ range = +655.35% / 0%	+327.67% / -327.68%	0.01%	F7
30	143	48	Phase B-N / Phase B-C Voltage 112 <sup>th</sup> Harmonic Magnitude; 1500+ range = +655.35% / 0%	+327.67% / -327.68%	0.01%	F7
30	143	49	Phase B-N / Phase B-C Voltage 113 <sup>th</sup> Harmonic Magnitude; 1500+ range = +655.35% / 0%	+327.67% / -327.68%	0.01%	F7
30	143	50	Phase B-N / Phase B-C Voltage 114 <sup>th</sup> Harmonic Magnitude; 1500+ range = +655.35% / 0%	+327.67% / -327.68%	0.01%	F7
30	143	51	Phase B-N / Phase B-C Voltage 115 <sup>th</sup> Harmonic Magnitude; 1500+ range = +655.35% / 0%	+327.67% / -327.68%	0.01%	F7
30	143	52	Phase B-N / Phase B-C Voltage 116 <sup>th</sup> Harmonic Magnitude; 1500+ range = +655.35% / 0%	+327.67% / -327.68%	0.01%	F7
30	143	53	Phase B-N / Phase B-C Voltage 117 <sup>th</sup> Harmonic Magnitude; 1500+ range = +655.35% / 0%	+327.67% / -327.68%	0.01%	F7
30	143	54	Phase B-N / Phase B-C Voltage 118 <sup>th</sup> Harmonic Magnitude; 1500+ range = +655.35% / 0%	+327.67% / -327.68%	0.01%	F7
30	143	55	Phase B-N / Phase B-C Voltage 119 <sup>th</sup> Harmonic Magnitude; 1500+ range = +655.35% / 0%	+327.67% / -327.68%	0.01%	F7
30	143	56	Phase B-N / Phase B-C Voltage 120 <sup>th</sup> Harmonic Magnitude; 1500+ range = +655.35% / 0%	+327.67% / -327.68%	0.01%	F7
30	143	57	Phase B-N / Phase B-C Voltage 121 <sup>st</sup> Harmonic Magnitude; 1500+ range = +655.35% / 0%	+327.67% / -327.68%	0.01%	F7
30	143	58	Phase B-N / Phase B-C Voltage 122 <sup>nd</sup> Harmonic Magnitude; 1500+ range = +655.35% / 0%	+327.67% / -327.68%	0.01%	F7
30	143	59	Phase B-N / Phase B-C Voltage 123 <sup>rd</sup> Harmonic Magnitude; 1500+ range = +655.35% / 0%	+327.67% / -327.68%	0.01%	F7
30	143	60	Phase B-N / Phase B-C Voltage 124 <sup>th</sup> Harmonic Magnitude; 1500+ range = +655.35% / 0%	+327.67% / -327.68%	0.01%	F7
30	143	61	Phase B-N / Phase B-C Voltage 125 <sup>th</sup> Harmonic Magnitude; 1500+ range = +655.35% / 0%	+327.67% / -327.68%	0.01%	F7
30	143	62	Phase B-N / Phase B-C Voltage 126 <sup>th</sup> Harmonic Magnitude; 1500+ range = +655.35% / 0%	+327.67% / -327.68%	0.01%	F7
30	143	63	Phase B-N / Phase B-C Voltage 127 <sup>th</sup> Harmonic Magnitude; 1500+ range = +655.35% / 0%	+327.67% / -327.68%	0.01%	F7

OBJECT	EIG LINE	EIG POINT	Description	Range	Units	Type
30	144	0	Phase C-N / Phase C-A Voltage 0 <sup>th</sup> Harmonic Magnitude; 1500+ range = +655.35% / 0%	+327.67% / -327.68%	0.01%	F7
30	144	1	Phase C-N / Phase C-A Voltage 1 <sup>st</sup> Harmonic Magnitude; 1500+ range = +655.35% / 0%	+327.67% / -327.68%	0.01%	F7
30	144	2	Phase C-N / Phase C-A Voltage 2 <sup>nd</sup> Harmonic Magnitude; 1500+ range = +655.35% / 0%	+327.67% / -327.68%	0.01%	F7
30	144	3	Phase C-N / Phase C-A Voltage 3 <sup>rd</sup> Harmonic Magnitude; 1500+ range = +655.35% / 0%	+327.67% / -327.68%	0.01%	F7
30	144	4	Phase C-N / Phase C-A Voltage 4 <sup>th</sup> Harmonic Magnitude; 1500+ range = +655.35% / 0%	+327.67% / -327.68%	0.01%	F7
30	144	5	Phase C-N / Phase C-A Voltage 5 <sup>th</sup> Harmonic Magnitude; 1500+ range = +655.35% / 0%	+327.67% / -327.68%	0.01%	F7
30	144	6	Phase C-N / Phase C-A Voltage 6 <sup>th</sup> Harmonic Magnitude; 1500+ range = +655.35% / 0%	+327.67% / -327.68%	0.01%	F7
30	144	7	Phase C-N / Phase C-A Voltage 7 <sup>th</sup> Harmonic Magnitude; 1500+ range = +655.35% / 0%	+327.67% / -327.68%	0.01%	F7
30	145	0	Phase C-N / Phase C-A Voltage 8 <sup>th</sup> Harmonic Magnitude; 1500+ range = +655.35% / 0%	+327.67% / -327.68%	0.01%	F7
30	145	1	Phase C-N / Phase C-A Voltage 9 <sup>th</sup> Harmonic Magnitude; 1500+ range = +655.35% / 0%	+327.67% / -327.68%	0.01%	F7
30	145	2	Phase C-N / Phase C-A Voltage 10 <sup>th</sup> Harmonic Magnitude; 1500+ range = +655.35% / 0%	+327.67% / -327.68%	0.01%	F7
30	145	3	Phase C-N / Phase C-A Voltage 11 <sup>th</sup> Harmonic Magnitude; 1500+ range = +655.35% / 0%	+327.67% / -327.68%	0.01%	F7
30	145	4	Phase C-N / Phase C-A Voltage 12 <sup>th</sup> Harmonic Magnitude; 1500+ range = +655.35% / 0%	+327.67% / -327.68%	0.01%	F7
30	145	5	Phase C-N / Phase C-A Voltage 13 <sup>th</sup> Harmonic Magnitude; 1500+ range = +655.35% / 0%	+327.67% / -327.68%	0.01%	F7
30	145	6	Phase C-N / Phase C-A Voltage 14 <sup>th</sup> Harmonic Magnitude; 1500+ range = +655.35% / 0%	+327.67% / -327.68%	0.01%	F7
30	145	7	Phase C-N / Phase C-A Voltage 15 <sup>th</sup> Harmonic Magnitude; 1500+ range = +655.35% / 0%	+327.67% / -327.68%	0.01%	F7
30	146	0	Phase C-N / Phase C-A Voltage 16 <sup>th</sup> Harmonic Magnitude; 1500+ range = +655.35% / 0%	+327.67% / -327.68%	0.01%	F7

OBJECT	EIG LINE	EIG POINT	Description	Range	Units	Type
30	146	1	Phase C-N / Phase C-A Voltage 17 <sup>th</sup> Harmonic Magnitude; 1500+ range = +655.35% / 0%	+327.67% / -327.68%	0.01%	F7
30	146	2	Phase C-N / Phase C-A Voltage 18 <sup>th</sup> Harmonic Magnitude; 1500+ range = +655.35% / 0%	+327.67% / -327.68%	0.01%	F7
30	146	3	Phase C-N / Phase C-A Voltage 19 <sup>th</sup> Harmonic Magnitude; 1500+ range = +655.35% / 0%	+327.67% / -327.68%	0.01%	F7
30	146	4	Phase C-N / Phase C-A Voltage 20 <sup>th</sup> Harmonic Magnitude; 1500+ range = +655.35% / 0%	+327.67% / -327.68%	0.01%	F7
30	146	5	Phase C-N / Phase C-A Voltage 21 <sup>st</sup> Harmonic Magnitude; 1500+ range = +655.35% / 0%	+327.67% / -327.68%	0.01%	F7
30	146	6	Phase C-N / Phase C-A Voltage 22 <sup>nd</sup> Harmonic Magnitude; 1500+ range = +655.35% / 0%	+327.67% / -327.68%	0.01%	F7
30	146	7	Phase C-N / Phase C-A Voltage 23 <sup>rd</sup> Harmonic Magnitude; 1500+ range = +655.35% / 0%	+327.67% / -327.68%	0.01%	F7
30	146	8	Phase C-N / Phase C-A Voltage 24 <sup>th</sup> Harmonic Magnitude; 1500+ range = +655.35% / 0%	+327.67% / -327.68%	0.01%	F7
30	146	9	Phase C-N / Phase C-A Voltage 25 <sup>th</sup> Harmonic Magnitude; 1500+ range = +655.35% / 0%	+327.67% / -327.68%	0.01%	F7
30	146	10	Phase C-N / Phase C-A Voltage 26 <sup>th</sup> Harmonic Magnitude; 1500+ range = +655.35% / 0%	+327.67% / -327.68%	0.01%	F7
30	146	11	Phase C-N / Phase C-A Voltage 27 <sup>th</sup> Harmonic Magnitude; 1500+ range = +655.35% / 0%	+327.67% / -327.68%	0.01%	F7
30	146	12	Phase C-N / Phase C-A Voltage 28 <sup>th</sup> Harmonic Magnitude; 1500+ range = +655.35% / 0%	+327.67% / -327.68%	0.01%	F7
30	146	13	Phase C-N / Phase C-A Voltage 29 <sup>th</sup> Harmonic Magnitude; 1500+ range = +655.35% / 0%	+327.67% / -327.68%	0.01%	F7
30	146	14	Phase C-N / Phase C-A Voltage 30 <sup>th</sup> Harmonic Magnitude; 1500+ range = +655.35% / 0%	+327.67% / -327.68%	0.01%	F7
30	146	15	Phase C-N / Phase C-A Voltage 31 <sup>st</sup> Harmonic Magnitude; 1500+ range = +655.35% / 0%	+327.67% / -327.68%	0.01%	F7
30	147	0	Phase C-N / Phase C-A Voltage 32 <sup>nd</sup> Harmonic Magnitude; 1500+ range = +655.35% / 0%	+327.67% / -327.68%	0.01%	F7
30	147	1	Phase C-N / Phase C-A Voltage 33 <sup>rd</sup> Harmonic Magnitude; 1500+ range = +655.35% / 0%	+327.67% / -327.68%	0.01%	F7

OBJECT	EIG LINE	EIG POINT	Description	Range	Units	Type
30	147	2	Phase C-N / Phase C-A Voltage 34 <sup>th</sup> Harmonic Magnitude; 1500+ range = +655.35% / 0%	+327.67% / -327.68%	0.01%	F7
30	147	3	Phase C-N / Phase C-A Voltage 35 <sup>th</sup> Harmonic Magnitude; 1500+ range = +655.35% / 0%	+327.67% / -327.68%	0.01%	F7
30	147	4	Phase C-N / Phase C-A Voltage 36 <sup>th</sup> Harmonic Magnitude; 1500+ range = +655.35% / 0%	+327.67% / -327.68%	0.01%	F7
30	147	5	Phase C-N / Phase C-A Voltage 37 <sup>th</sup> Harmonic Magnitude; 1500+ range = +655.35% / 0%	+327.67% / -327.68%	0.01%	F7
30	147	6	Phase C-N / Phase C-A Voltage 38 <sup>th</sup> Harmonic Magnitude; 1500+ range = +655.35% / 0%	+327.67% / -327.68%	0.01%	F7
30	147	7	Phase C-N / Phase C-A Voltage 39 <sup>th</sup> Harmonic Magnitude; 1500+ range = +655.35% / 0%	+327.67% / -327.68%	0.01%	F7
30	147	8	Phase C-N / Phase C-A Voltage 40 <sup>th</sup> Harmonic Magnitude; 1500+ range = +655.35% / 0%	+327.67% / -327.68%	0.01%	F7
30	147	9	Phase C-N / Phase C-A Voltage 41 <sup>st</sup> Harmonic Magnitude; 1500+ range = +655.35% / 0%	+327.67% / -327.68%	0.01%	F7
30	147	10	Phase C-N / Phase C-A Voltage 42 <sup>nd</sup> Harmonic Magnitude; 1500+ range = +655.35% / 0%	+327.67% / -327.68%	0.01%	F7
30	147	11	Phase C-N / Phase C-A Voltage 43 <sup>rd</sup> Harmonic Magnitude; 1500+ range = +655.35% / 0%	+327.67% / -327.68%	0.01%	F7
30	147	12	Phase C-N / Phase C-A Voltage 44 <sup>th</sup> Harmonic Magnitude; 1500+ range = +655.35% / 0%	+327.67% / -327.68%	0.01%	F7
30	147	13	Phase C-N / Phase C-A Voltage 45 <sup>th</sup> Harmonic Magnitude; 1500+ range = +655.35% / 0%	+327.67% / -327.68%	0.01%	F7
30	147	14	Phase C-N / Phase C-A Voltage 46 <sup>th</sup> Harmonic Magnitude; 1500+ range = +655.35% / 0%	+327.67% / -327.68%	0.01%	F7
30	147	15	Phase C-N / Phase C-A Voltage 47 <sup>th</sup> Harmonic Magnitude; 1500+ range = +655.35% / 0%	+327.67% / -327.68%	0.01%	F7
30	147	16	Phase C-N / Phase C-A Voltage 48 <sup>th</sup> Harmonic Magnitude; 1500+ range = +655.35% / 0%	+327.67% / -327.68%	0.01%	F7
30	147	17	Phase C-N / Phase C-A Voltage 49 <sup>th</sup> Harmonic Magnitude; 1500+ range = +655.35% / 0%	+327.67% / -327.68%	0.01%	F7
30	147	18	Phase C-N / Phase C-A Voltage 50 <sup>th</sup> Harmonic Magnitude; 1500+ range = +655.35% / 0%	+327.67% / -327.68%	0.01%	F7

OBJECT	EIG LINE	EIG POINT	Description	Range	Units	Type
30	147	19	Phase C-N / Phase C-A Voltage 51 <sup>st</sup> Harmonic Magnitude; 1500+ range = +655.35% / 0%	+327.67% / -327.68%	0.01%	F7
30	147	20	Phase C-N / Phase C-A Voltage 52 <sup>nd</sup> Harmonic Magnitude; 1500+ range = +655.35% / 0%	+327.67% / -327.68%	0.01%	F7
30	147	21	Phase C-N / Phase C-A Voltage 53 <sup>rd</sup> Harmonic Magnitude; 1500+ range = +655.35% / 0%	+327.67% / -327.68%	0.01%	F7
30	147	22	Phase C-N / Phase C-A Voltage 54 <sup>th</sup> Harmonic Magnitude; 1500+ range = +655.35% / 0%	+327.67% / -327.68%	0.01%	F7
30	147	23	Phase C-N / Phase C-A Voltage 55 <sup>th</sup> Harmonic Magnitude; 1500+ range = +655.35% / 0%	+327.67% / -327.68%	0.01%	F7
30	147	24	Phase C-N / Phase C-A Voltage 56 <sup>th</sup> Harmonic Magnitude; 1500+ range = +655.35% / 0%	+327.67% / -327.68%	0.01%	F7
30	147	25	Phase C-N / Phase C-A Voltage 57 <sup>th</sup> Harmonic Magnitude; 1500+ range = +655.35% / 0%	+327.67% / -327.68%	0.01%	F7
30	147	26	Phase C-N / Phase C-A Voltage 58 <sup>th</sup> Harmonic Magnitude; 1500+ range = +655.35% / 0%	+327.67% / -327.68%	0.01%	F7
30	147	27	Phase C-N / Phase C-A Voltage 59 <sup>th</sup> Harmonic Magnitude; 1500+ range = +655.35% / 0%	+327.67% / -327.68%	0.01%	F7
30	147	28	Phase C-N / Phase C-A Voltage 60 <sup>th</sup> Harmonic Magnitude; 1500+ range = +655.35% / 0%	+327.67% / -327.68%	0.01%	F7
30	147	29	Phase C-N / Phase C-A Voltage 61 <sup>st</sup> Harmonic Magnitude; 1500+ range = +655.35% / 0%	+327.67% / -327.68%	0.01%	F7
30	147	30	Phase C-N / Phase C-A Voltage 62 <sup>nd</sup> Harmonic Magnitude; 1500+ range = +655.35% / 0%	+327.67% / -327.68%	0.01%	F7
30	147	31	Phase C-N / Phase C-A Voltage 63 <sup>rd</sup> Harmonic Magnitude; 1500+ range = +655.35% / 0%	+327.67% / -327.68%	0.01%	F7
30	148	0	Phase C-N / Phase C-A Voltage 64 <sup>th</sup> Harmonic Magnitude; 1500+ range = +655.35% / 0%	+327.67% / -327.68%	0.01%	F7
30	148	1	Phase C-N / Phase C-A Voltage 65 <sup>th</sup> Harmonic Magnitude; 1500+ range = +655.35% / 0%	+327.67% / -327.68%	0.01%	F7
30	148	2	Phase C-N / Phase C-A Voltage 66 <sup>th</sup> Harmonic Magnitude; 1500+ range = +655.35% / 0%	+327.67% / -327.68%	0.01%	F7
30	148	3	Phase C-N / Phase C-A Voltage 67 <sup>th</sup> Harmonic Magnitude; 1500+ range = +655.35% / 0%	+327.67% / -327.68%	0.01%	F7



OBJECT	EIG LINE	EIG POINT	Description	Range	Units	Type
30	148	4	Phase C-N / Phase C-A Voltage 68 <sup>th</sup> Harmonic Magnitude; 1500+ range = +655.35% / 0%	+327.67% / -327.68%	0.01%	F7
30	148	5	Phase C-N / Phase C-A Voltage 69 <sup>th</sup> Harmonic Magnitude; 1500+ range = +655.35% / 0%	+327.67% / -327.68%	0.01%	F7
30	148	6	Phase C-N / Phase C-A Voltage 70 <sup>th</sup> Harmonic Magnitude; 1500+ range = +655.35% / 0%	+327.67% / -327.68%	0.01%	F7
30	148	7	Phase C-N / Phase C-A Voltage 71 <sup>st</sup> Harmonic Magnitude; 1500+ range = +655.35% / 0%	+327.67% / -327.68%	0.01%	F7
30	148	8	Phase C-N / Phase C-A Voltage 72 <sup>nd</sup> Harmonic Magnitude; 1500+ range = +655.35% / 0%	+327.67% / -327.68%	0.01%	F7
30	148	9	Phase C-N / Phase C-A Voltage 73 <sup>rd</sup> Harmonic Magnitude; 1500+ range = +655.35% / 0%	+327.67% / -327.68%	0.01%	F7
30	148	10	Phase C-N / Phase C-A Voltage 74 <sup>th</sup> Harmonic Magnitude; 1500+ range = +655.35% / 0%	+327.67% / -327.68%	0.01%	F7
30	148	11	Phase C-N / Phase C-A Voltage 75 <sup>th</sup> Harmonic Magnitude; 1500+ range = +655.35% / 0%	+327.67% / -327.68%	0.01%	F7
30	148	12	Phase C-N / Phase C-A Voltage 76 <sup>th</sup> Harmonic Magnitude; 1500+ range = +655.35% / 0%	+327.67% / -327.68%	0.01%	F7
30	148	13	Phase C-N / Phase C-A Voltage 77 <sup>th</sup> Harmonic Magnitude; 1500+ range = +655.35% / 0%	+327.67% / -327.68%	0.01%	F7
30	148	14	Phase C-N / Phase C-A Voltage 78 <sup>th</sup> Harmonic Magnitude; 1500+ range = +655.35% / 0%	+327.67% / -327.68%	0.01%	F7
30	148	15	Phase C-N / Phase C-A Voltage 79 <sup>th</sup> Harmonic Magnitude; 1500+ range = +655.35% / 0%	+327.67% / -327.68%	0.01%	F7
30	148	16	Phase C-N / Phase C-A Voltage 80 <sup>th</sup> Harmonic Magnitude; 1500+ range = +655.35% / 0%	+327.67% / -327.68%	0.01%	F7
30	148	17	Phase C-N / Phase C-A Voltage 81 <sup>st</sup> Harmonic Magnitude; 1500+ range = +655.35% / 0%	+327.67% / -327.68%	0.01%	F7
30	148	18	Phase C-N / Phase C-A Voltage 82 <sup>nd</sup> Harmonic Magnitude; 1500+ range = +655.35% / 0%	+327.67% / -327.68%	0.01%	F7
30	148	19	Phase C-N / Phase C-A Voltage 83 <sup>rd</sup> Harmonic Magnitude; 1500+ range = +655.35% / 0%	+327.67% / -327.68%	0.01%	F7
30	148	20	Phase C-N / Phase C-A Voltage 84 <sup>th</sup> Harmonic Magnitude; 1500+ range = +655.35% / 0%	+327.67% / -327.68%	0.01%	F7

OBJECT	EIG LINE	EIG POINT	Description	Range	Units	Type
30	148	21	Phase C-N / Phase C-A Voltage 85 <sup>th</sup> Harmonic Magnitude; 1500+ range = +655.35% / 0%	+327.67% / -327.68%	0.01%	F7
30	148	22	Phase C-N / Phase C-A Voltage 86 <sup>th</sup> Harmonic Magnitude; 1500+ range = +655.35% / 0%	+327.67% / -327.68%	0.01%	F7
30	148	23	Phase C-N / Phase C-A Voltage 87 <sup>th</sup> Harmonic Magnitude; 1500+ range = +655.35% / 0%	+327.67% / -327.68%	0.01%	F7
30	148	24	Phase C-N / Phase C-A Voltage 88 <sup>th</sup> Harmonic Magnitude; 1500+ range = +655.35% / 0%	+327.67% / -327.68%	0.01%	F7
30	148	25	Phase C-N / Phase C-A Voltage 89 <sup>th</sup> Harmonic Magnitude; 1500+ range = +655.35% / 0%	+327.67% / -327.68%	0.01%	F7
30	148	26	Phase C-N / Phase C-A Voltage 90 <sup>th</sup> Harmonic Magnitude; 1500+ range = +655.35% / 0%	+327.67% / -327.68%	0.01%	F7
30	148	27	Phase C-N / Phase C-A Voltage 91 <sup>st</sup> Harmonic Magnitude; 1500+ range = +655.35% / 0%	+327.67% / -327.68%	0.01%	F7
30	148	28	Phase C-N / Phase C-A Voltage 92 <sup>nd</sup> Harmonic Magnitude; 1500+ range = +655.35% / 0%	+327.67% / -327.68%	0.01%	F7
30	148	29	Phase C-N / Phase C-A Voltage 93 <sup>rd</sup> Harmonic Magnitude; 1500+ range = +655.35% / 0%	+327.67% / -327.68%	0.01%	F7
30	148	30	Phase C-N / Phase C-A Voltage 94 <sup>th</sup> Harmonic Magnitude; 1500+ range = +655.35% / 0%	+327.67% / -327.68%	0.01%	F7
30	148	31	Phase C-N / Phase C-A Voltage 95 <sup>th</sup> Harmonic Magnitude; 1500+ range = +655.35% / 0%	+327.67% / -327.68%	0.01%	F7
30	148	32	Phase C-N / Phase C-A Voltage 96 <sup>th</sup> Harmonic Magnitude; 1500+ range = +655.35% / 0%	+327.67% / -327.68%	0.01%	F7
30	148	33	Phase C-N / Phase C-A Voltage 97 <sup>th</sup> Harmonic Magnitude; 1500+ range = +655.35% / 0%	+327.67% / -327.68%	0.01%	F7
30	148	34	Phase C-N / Phase C-A Voltage 98 <sup>th</sup> Harmonic Magnitude; 1500+ range = +655.35% / 0%	+327.67% / -327.68%	0.01%	F7
30	148	35	Phase C-N / Phase C-A Voltage 99 <sup>th</sup> Harmonic Magnitude; 1500+ range = +655.35% / 0%	+327.67% / -327.68%	0.01%	F7
30	148	36	Phase C-N / Phase C-A Voltage 100 <sup>th</sup> Harmonic Magnitude; 1500+ range = +655.35% / 0%	+327.67% / -327.68%	0.01%	F7
30	148	37	Phase C-N / Phase C-A Voltage 101 <sup>st</sup> Harmonic Magnitude; 1500+ range = +655.35% / 0%	+327.67% / -327.68%	0.01%	F7

OBJECT	EIG LINE	EIG POINT	Description	Range	Units	Type
30	148	38	Phase C-N / Phase C-A Voltage 102 <sup>nd</sup> Harmonic Magnitude; 1500+ range = +655.35% / 0%	+327.67% / -327.68%	0.01%	F7
30	148	39	Phase C-N / Phase C-A Voltage 103 <sup>rd</sup> Harmonic Magnitude; 1500+ range = +655.35% / 0%	+327.67% / -327.68%	0.01%	F7
30	148	40	Phase C-N / Phase C-A Voltage 104 <sup>th</sup> Harmonic Magnitude; 1500+ range = +655.35% / 0%	+327.67% / -327.68%	0.01%	F7
30	148	41	Phase C-N / Phase C-A Voltage 105 <sup>th</sup> Harmonic Magnitude; 1500+ range = +655.35% / 0%	+327.67% / -327.68%	0.01%	F7
30	148	42	Phase C-N / Phase C-A Voltage 106 <sup>th</sup> Harmonic Magnitude; 1500+ range = +655.35% / 0%	+327.67% / -327.68%	0.01%	F7
30	148	43	Phase C-N / Phase C-A Voltage 107 <sup>th</sup> Harmonic Magnitude; 1500+ range = +655.35% / 0%	+327.67% / -327.68%	0.01%	F7
30	148	44	Phase C-N / Phase C-A Voltage 108 <sup>th</sup> Harmonic Magnitude; 1500+ range = +655.35% / 0%	+327.67% / -327.68%	0.01%	F7
30	148	45	Phase C-N / Phase C-A Voltage 109 <sup>th</sup> Harmonic Magnitude; 1500+ range = +655.35% / 0%	+327.67% / -327.68%	0.01%	F7
30	148	46	Phase C-N / Phase C-A Voltage 110 <sup>th</sup> Harmonic Magnitude; 1500+ range = +655.35% / 0%	+327.67% / -327.68%	0.01%	F7
30	148	47	Phase C-N / Phase C-A Voltage 111 <sup>th</sup> Harmonic Magnitude; 1500+ range = +655.35% / 0%	+327.67% / -327.68%	0.01%	F7
30	148	48	Phase C-N / Phase C-A Voltage 112 <sup>th</sup> Harmonic Magnitude; 1500+ range = +655.35% / 0%	+327.67% / -327.68%	0.01%	F7
30	148	49	Phase C-N / Phase C-A Voltage 113 <sup>th</sup> Harmonic Magnitude; 1500+ range = +655.35% / 0%	+327.67% / -327.68%	0.01%	F7
30	148	50	Phase C-N / Phase C-A Voltage 114 <sup>th</sup> Harmonic Magnitude; 1500+ range = +655.35% / 0%	+327.67% / -327.68%	0.01%	F7
30	148	51	Phase C-N / Phase C-A Voltage 115 <sup>th</sup> Harmonic Magnitude; 1500+ range = +655.35% / 0%	+327.67% / -327.68%	0.01%	F7
30	148	52	Phase C-N / Phase C-A Voltage 116 <sup>th</sup> Harmonic Magnitude; 1500+ range = +655.35% / 0%	+327.67% / -327.68%	0.01%	F7
30	148	53	Phase C-N / Phase C-A Voltage 117 <sup>th</sup> Harmonic Magnitude; 1500+ range = +655.35% / 0%	+327.67% / -327.68%	0.01%	F7
30	148	54	Phase C-N / Phase C-A Voltage 118 <sup>th</sup> Harmonic Magnitude; 1500+ range = +655.35% / 0%	+327.67% / -327.68%	0.01%	F7

OBJECT	EIG LINE	EIG POINT	Description	Range	Units	Type
30	148	55	Phase C-N / Phase C-A Voltage 119 <sup>th</sup> Harmonic Magnitude; 1500+ range = +655.35% / 0%	+327.67% / -327.68%	0.01%	F7
30	148	56	Phase C-N / Phase C-A Voltage 120 <sup>th</sup> Harmonic Magnitude; 1500+ range = +655.35% / 0%	+327.67% / -327.68%	0.01%	F7
30	148	57	Phase C-N / Phase C-A Voltage 121 <sup>st</sup> Harmonic Magnitude; 1500+ range = +655.35% / 0%	+327.67% / -327.68%	0.01%	F7
30	148	58	Phase C-N / Phase C-A Voltage 122 <sup>nd</sup> Harmonic Magnitude; 1500+ range = +655.35% / 0%	+327.67% / -327.68%	0.01%	F7
30	148	59	Phase C-N / Phase C-A Voltage 123 <sup>rd</sup> Harmonic Magnitude; 1500+ range = +655.35% / 0%	+327.67% / -327.68%	0.01%	F7
30	148	60	Phase C-N / Phase C-A Voltage 124 <sup>th</sup> Harmonic Magnitude; 1500+ range = +655.35% / 0%	+327.67% / -327.68%	0.01%	F7
30	148	61	Phase C-N / Phase C-A Voltage 125 <sup>th</sup> Harmonic Magnitude; 1500+ range = +655.35% / 0%	+327.67% / -327.68%	0.01%	F7
30	148	62	Phase C-N / Phase C-A Voltage 126 <sup>th</sup> Harmonic Magnitude; 1500+ range = +655.35% / 0%	+327.67% / -327.68%	0.01%	F7
30	148	63	Phase C-N / Phase C-A Voltage 127 <sup>th</sup> Harmonic Magnitude; 1500+ range = +655.35% / 0%	+327.67% / -327.68%	0.01%	F7
30	149	0	Phase A Current 0 <sup>th</sup> Harmonic Magnitude; 1500+ range = +655.35% / 0%	+327.67% / -327.68%	0.01%	F7
30	149	1	Phase A Current 1 <sup>st</sup> Harmonic Magnitude; 1500+ range = +655.35% / 0%	+327.67% / -327.68%	0.01%	F7
30	149	2	Phase A Current 2 <sup>nd</sup> Harmonic Magnitude; 1500+ range = +655.35% / 0%	+327.67% / -327.68%	0.01%	F7
30	149	3	Phase A Current 3 <sup>rd</sup> Harmonic Magnitude; 1500+ range = +655.35% / 0%	+327.67% / -327.68%	0.01%	F7
30	149	4	Phase A Current 4 <sup>th</sup> Harmonic Magnitude; 1500+ range = +655.35% / 0%	+327.67% / -327.68%	0.01%	F7
30	149	5	Phase A Current 5 <sup>th</sup> Harmonic Magnitude; 1500+ range = +655.35% / 0%	+327.67% / -327.68%	0.01%	F7
30	149	6	Phase A Current 6 <sup>th</sup> Harmonic Magnitude; 1500+ range = +655.35% / 0%	+327.67% / -327.68%	0.01%	F7
30	149	7	Phase A Current 7 <sup>th</sup> Harmonic Magnitude; 1500+ range = +655.35% / 0%	+327.67% / -327.68%	0.01%	F7
30	150	0	Phase A Current 8 <sup>th</sup> Harmonic Magnitude; 1500+ range = +655.35% / 0%	+327.67% / -327.68%	0.01%	F7
30	150	1	Phase A Current 9 <sup>th</sup> Harmonic Magnitude; 1500+ range = +655.35% / 0%	+327.67% / -327.68%	0.01%	F7
30	150	2	Phase A Current 10 <sup>th</sup> Harmonic Magnitude; 1500+ range = +655.35% / 0%	+327.67% / -327.68%	0.01%	F7
30	150	3	Phase A Current 11 <sup>th</sup> Harmonic Magnitude; 1500+ range = +655.35% / 0%	+327.67% / -327.68%	0.01%	F7
30	150	4	Phase A Current 12 <sup>th</sup> Harmonic Magnitude; 1500+ range = +655.35% / 0%	+327.67% / -327.68%	0.01%	F7
30	150	5	Phase A Current 13 <sup>th</sup> Harmonic Magnitude; 1500+ range = +655.35% / 0%	+327.67% / -327.68%	0.01%	F7
30	150	6	Phase A Current 14 <sup>th</sup> Harmonic Magnitude; 1500+ range = +655.35% / 0%	+327.67% / -327.68%	0.01%	F7
30	150	7	Phase A Current 15 <sup>th</sup> Harmonic Magnitude; 1500+ range = +655.35% / 0%	+327.67% / -327.68%	0.01%	F7

OBJECT	EIG LINE	EIG POINT	Description	Range	Units	Type
30	151	0	Phase A Current 16 <sup>th</sup> Harmonic Magnitude; 1500+ range = +655.35% / 0%	+327.67% / -327.68%	0.01%	F7
30	151	1	Phase A Current 17 <sup>th</sup> Harmonic Magnitude; 1500+ range = +655.35% / 0%	+327.67% / -327.68%	0.01%	F7
30	151	2	Phase A Current 18 <sup>th</sup> Harmonic Magnitude; 1500+ range = +655.35% / 0%	+327.67% / -327.68%	0.01%	F7
30	151	3	Phase A Current 19 <sup>th</sup> Harmonic Magnitude; 1500+ range = +655.35% / 0%	+327.67% / -327.68%	0.01%	F7
30	151	4	Phase A Current 20 <sup>th</sup> Harmonic Magnitude; 1500+ range = +655.35% / 0%	+327.67% / -327.68%	0.01%	F7
30	151	5	Phase A Current 21 <sup>st</sup> Harmonic Magnitude; 1500+ range = +655.35% / 0%	+327.67% / -327.68%	0.01%	F7
30	151	6	Phase A Current 22 <sup>nd</sup> Harmonic Magnitude; 1500+ range = +655.35% / 0%	+327.67% / -327.68%	0.01%	F7
30	151	7	Phase A Current 23 <sup>rd</sup> Harmonic Magnitude; 1500+ range = +655.35% / 0%	+327.67% / -327.68%	0.01%	F7
30	151	8	Phase A Current 24 <sup>th</sup> Harmonic Magnitude; 1500+ range = +655.35% / 0%	+327.67% / -327.68%	0.01%	F7
30	151	9	Phase A Current 25 <sup>th</sup> Harmonic Magnitude; 1500+ range = +655.35% / 0%	+327.67% / -327.68%	0.01%	F7
30	151	10	Phase A Current 26 <sup>th</sup> Harmonic Magnitude; 1500+ range = +655.35% / 0%	+327.67% / -327.68%	0.01%	F7
30	151	11	Phase A Current 27 <sup>th</sup> Harmonic Magnitude; 1500+ range = +655.35% / 0%	+327.67% / -327.68%	0.01%	F7
30	151	12	Phase A Current 28 <sup>th</sup> Harmonic Magnitude; 1500+ range = +655.35% / 0%	+327.67% / -327.68%	0.01%	F7
30	151	13	Phase A Current 29 <sup>th</sup> Harmonic Magnitude; 1500+ range = +655.35% / 0%	+327.67% / -327.68%	0.01%	F7
30	151	14	Phase A Current 30 <sup>th</sup> Harmonic Magnitude; 1500+ range = +655.35% / 0%	+327.67% / -327.68%	0.01%	F7
30	151	15	Phase A Current 31 <sup>st</sup> Harmonic Magnitude; 1500+ range = +655.35% / 0%	+327.67% / -327.68%	0.01%	F7
30	152	0	Phase A Current 32 <sup>nd</sup> Harmonic Magnitude; 1500+ range = +655.35% / 0%	+327.67% / -327.68%	0.01%	F7
30	152	1	Phase A Current 33 <sup>rd</sup> Harmonic Magnitude; 1500+ range = +655.35% / 0%	+327.67% / -327.68%	0.01%	F7
30	152	2	Phase A Current 34 <sup>th</sup> Harmonic Magnitude; 1500+ range = +655.35% / 0%	+327.67% / -327.68%	0.01%	F7
30	152	3	Phase A Current 35 <sup>th</sup> Harmonic Magnitude; 1500+ range = +655.35% / 0%	+327.67% / -327.68%	0.01%	F7
30	152	4	Phase A Current 36 <sup>th</sup> Harmonic Magnitude; 1500+ range = +655.35% / 0%	+327.67% / -327.68%	0.01%	F7
30	152	5	Phase A Current 37 <sup>th</sup> Harmonic Magnitude; 1500+ range = +655.35% / 0%	+327.67% / -327.68%	0.01%	F7
30	152	6	Phase A Current 38 <sup>th</sup> Harmonic Magnitude; 1500+ range = +655.35% / 0%	+327.67% / -327.68%	0.01%	F7
30	152	7	Phase A Current 39 <sup>th</sup> Harmonic Magnitude; 1500+ range = +655.35% / 0%	+327.67% / -327.68%	0.01%	F7
30	152	8	Phase A Current 40 <sup>th</sup> Harmonic Magnitude; 1500+ range = +655.35% / 0%	+327.67% / -327.68%	0.01%	F7
30	152	9	Phase A Current 41 <sup>st</sup> Harmonic Magnitude; 1500+ range = +655.35% / 0%	+327.67% / -327.68%	0.01%	F7
30	152	10	Phase A Current 42 <sup>nd</sup> Harmonic Magnitude; 1500+ range = +655.35% / 0%	+327.67% / -327.68%	0.01%	F7
30	152	11	Phase A Current 43 <sup>rd</sup> Harmonic Magnitude; 1500+ range = +655.35% / 0%	+327.67% / -327.68%	0.01%	F7
30	152	12	Phase A Current 44 <sup>th</sup> Harmonic Magnitude; 1500+ range = +655.35% / 0%	+327.67% / -327.68%	0.01%	F7
30	152	13	Phase A Current 45 <sup>th</sup> Harmonic Magnitude; 1500+ range = +655.35% / 0%	+327.67% / -327.68%	0.01%	F7
30	152	14	Phase A Current 46 <sup>th</sup> Harmonic Magnitude; 1500+ range = +655.35% / 0%	+327.67% / -327.68%	0.01%	F7
30	152	15	Phase A Current 47 <sup>th</sup> Harmonic Magnitude; 1500+ range = +655.35% / 0%	+327.67% / -327.68%	0.01%	F7
30	152	16	Phase A Current 48 <sup>th</sup> Harmonic Magnitude; 1500+ range = +655.35% / 0%	+327.67% / -327.68%	0.01%	F7

OBJECT	EIG LINE	EIG POINT	Description	Range	Units	Type
30	152	17	Phase A Current 49 <sup>th</sup> Harmonic Magnitude; 1500+ range = +655.35% / 0%	+327.67% / -327.68%	0.01%	F7
30	152	18	Phase A Current 50 <sup>th</sup> Harmonic Magnitude; 1500+ range = +655.35% / 0%	+327.67% / -327.68%	0.01%	F7
30	152	19	Phase A Current 51 <sup>st</sup> Harmonic Magnitude; 1500+ range = +655.35% / 0%	+327.67% / -327.68%	0.01%	F7
30	152	20	Phase A Current 52 <sup>nd</sup> Harmonic Magnitude; 1500+ range = +655.35% / 0%	+327.67% / -327.68%	0.01%	F7
30	152	21	Phase A Current 53 <sup>rd</sup> Harmonic Magnitude; 1500+ range = +655.35% / 0%	+327.67% / -327.68%	0.01%	F7
30	152	22	Phase A Current 54 <sup>th</sup> Harmonic Magnitude; 1500+ range = +655.35% / 0%	+327.67% / -327.68%	0.01%	F7
30	152	23	Phase A Current 55 <sup>th</sup> Harmonic Magnitude; 1500+ range = +655.35% / 0%	+327.67% / -327.68%	0.01%	F7
30	152	24	Phase A Current 56 <sup>th</sup> Harmonic Magnitude; 1500+ range = +655.35% / 0%	+327.67% / -327.68%	0.01%	F7
30	152	25	Phase A Current 57 <sup>th</sup> Harmonic Magnitude; 1500+ range = +655.35% / 0%	+327.67% / -327.68%	0.01%	F7
30	152	26	Phase A Current 58 <sup>th</sup> Harmonic Magnitude; 1500+ range = +655.35% / 0%	+327.67% / -327.68%	0.01%	F7
30	152	27	Phase A Current 59 <sup>th</sup> Harmonic Magnitude; 1500+ range = +655.35% / 0%	+327.67% / -327.68%	0.01%	F7
30	152	28	Phase A Current 60 <sup>th</sup> Harmonic Magnitude; 1500+ range = +655.35% / 0%	+327.67% / -327.68%	0.01%	F7
30	152	29	Phase A Current 61 <sup>st</sup> Harmonic Magnitude; 1500+ range = +655.35% / 0%	+327.67% / -327.68%	0.01%	F7
30	152	30	Phase A Current 62 <sup>nd</sup> Harmonic Magnitude; 1500+ range = +655.35% / 0%	+327.67% / -327.68%	0.01%	F7
30	152	31	Phase A Current 63 <sup>rd</sup> Harmonic Magnitude; 1500+ range = +655.35% / 0%	+327.67% / -327.68%	0.01%	F7
30	153	0	Phase A Current 64 <sup>th</sup> Harmonic Magnitude; 1500+ range = +655.35% / 0%	+327.67% / -327.68%	0.01%	F7
30	153	1	Phase A Current 65 <sup>th</sup> Harmonic Magnitude; 1500+ range = +655.35% / 0%	+327.67% / -327.68%	0.01%	F7
30	153	2	Phase A Current 66 <sup>th</sup> Harmonic Magnitude; 1500+ range = +655.35% / 0%	+327.67% / -327.68%	0.01%	F7
30	153	3	Phase A Current 67 <sup>th</sup> Harmonic Magnitude; 1500+ range = +655.35% / 0%	+327.67% / -327.68%	0.01%	F7
30	153	4	Phase A Current 68 <sup>th</sup> Harmonic Magnitude; 1500+ range = +655.35% / 0%	+327.67% / -327.68%	0.01%	F7
30	153	5	Phase A Current 69 <sup>th</sup> Harmonic Magnitude; 1500+ range = +655.35% / 0%	+327.67% / -327.68%	0.01%	F7
30	153	6	Phase A Current 70 <sup>th</sup> Harmonic Magnitude; 1500+ range = +655.35% / 0%	+327.67% / -327.68%	0.01%	F7
30	153	7	Phase A Current 71 <sup>st</sup> Harmonic Magnitude; 1500+ range = +655.35% / 0%	+327.67% / -327.68%	0.01%	F7
30	153	8	Phase A Current 72 <sup>nd</sup> Harmonic Magnitude; 1500+ range = +655.35% / 0%	+327.67% / -327.68%	0.01%	F7
30	153	9	Phase A Current 73 <sup>rd</sup> Harmonic Magnitude; 1500+ range = +655.35% / 0%	+327.67% / -327.68%	0.01%	F7
30	153	10	Phase A Current 74 <sup>th</sup> Harmonic Magnitude; 1500+ range = +655.35% / 0%	+327.67% / -327.68%	0.01%	F7
30	153	11	Phase A Current 75 <sup>th</sup> Harmonic Magnitude; 1500+ range = +655.35% / 0%	+327.67% / -327.68%	0.01%	F7
30	153	12	Phase A Current 76 <sup>th</sup> Harmonic Magnitude; 1500+ range = +655.35% / 0%	+327.67% / -327.68%	0.01%	F7
30	153	13	Phase A Current 77 <sup>th</sup> Harmonic Magnitude; 1500+ range = +655.35% / 0%	+327.67% / -327.68%	0.01%	F7
30	153	14	Phase A Current 78 <sup>th</sup> Harmonic Magnitude; 1500+ range = +655.35% / 0%	+327.67% / -327.68%	0.01%	F7
30	153	15	Phase A Current 79 <sup>th</sup> Harmonic Magnitude; 1500+ range = +655.35% / 0%	+327.67% / -327.68%	0.01%	F7
30	153	16	Phase A Current 80 <sup>th</sup> Harmonic Magnitude; 1500+ range = +655.35% / 0%	+327.67% / -327.68%	0.01%	F7
30	153	17	Phase A Current 81 <sup>st</sup> Harmonic Magnitude; 1500+ range = +655.35% / 0%	+327.67% / -327.68%	0.01%	F7

OBJECT	EIG LINE	EIG POINT	Description	Range	Units	Type
30	153	18	Phase A Current 82 <sup>nd</sup> Harmonic Magnitude; 1500+ range = +655.35% / 0%	+327.67% / -327.68%	0.01%	F7
30	153	19	Phase A Current 83 <sup>rd</sup> Harmonic Magnitude; 1500+ range = +655.35% / 0%	+327.67% / -327.68%	0.01%	F7
30	153	20	Phase A Current 84 <sup>th</sup> Harmonic Magnitude; 1500+ range = +655.35% / 0%	+327.67% / -327.68%	0.01%	F7
30	153	21	Phase A Current 85 <sup>th</sup> Harmonic Magnitude; 1500+ range = +655.35% / 0%	+327.67% / -327.68%	0.01%	F7
30	153	22	Phase A Current 86 <sup>th</sup> Harmonic Magnitude; 1500+ range = +655.35% / 0%	+327.67% / -327.68%	0.01%	F7
30	153	23	Phase A Current 87 <sup>th</sup> Harmonic Magnitude; 1500+ range = +655.35% / 0%	+327.67% / -327.68%	0.01%	F7
30	153	24	Phase A Current 88 <sup>th</sup> Harmonic Magnitude; 1500+ range = +655.35% / 0%	+327.67% / -327.68%	0.01%	F7
30	153	25	Phase A Current 89 <sup>th</sup> Harmonic Magnitude; 1500+ range = +655.35% / 0%	+327.67% / -327.68%	0.01%	F7
30	153	26	Phase A Current 90 <sup>th</sup> Harmonic Magnitude; 1500+ range = +655.35% / 0%	+327.67% / -327.68%	0.01%	F7
30	153	27	Phase A Current 91 <sup>st</sup> Harmonic Magnitude; 1500+ range = +655.35% / 0%	+327.67% / -327.68%	0.01%	F7
30	153	28	Phase A Current 92 <sup>nd</sup> Harmonic Magnitude; 1500+ range = +655.35% / 0%	+327.67% / -327.68%	0.01%	F7
30	153	29	Phase A Current 93 <sup>rd</sup> Harmonic Magnitude; 1500+ range = +655.35% / 0%	+327.67% / -327.68%	0.01%	F7
30	153	30	Phase A Current 94 <sup>th</sup> Harmonic Magnitude; 1500+ range = +655.35% / 0%	+327.67% / -327.68%	0.01%	F7
30	153	31	Phase A Current 95 <sup>th</sup> Harmonic Magnitude; 1500+ range = +655.35% / 0%	+327.67% / -327.68%	0.01%	F7
30	153	32	Phase A Current 96 <sup>th</sup> Harmonic Magnitude; 1500+ range = +655.35% / 0%	+327.67% / -327.68%	0.01%	F7
30	153	33	Phase A Current 97 <sup>th</sup> Harmonic Magnitude; 1500+ range = +655.35% / 0%	+327.67% / -327.68%	0.01%	F7
30	153	34	Phase A Current 98 <sup>th</sup> Harmonic Magnitude; 1500+ range = +655.35% / 0%	+327.67% / -327.68%	0.01%	F7
30	153	35	Phase A Current 99 <sup>th</sup> Harmonic Magnitude; 1500+ range = +655.35% / 0%	+327.67% / -327.68%	0.01%	F7
30	153	36	Phase A Current 100 <sup>th</sup> Harmonic Magnitude; 1500+ range = +655.35% / 0%	+327.67% / -327.68%	0.01%	F7
30	153	37	Phase A Current 101 <sup>st</sup> Harmonic Magnitude; 1500+ range = +655.35% / 0%	+327.67% / -327.68%	0.01%	F7
30	153	38	Phase A Current 102 <sup>nd</sup> Harmonic Magnitude; 1500+ range = +655.35% / 0%	+327.67% / -327.68%	0.01%	F7
30	153	39	Phase A Current 103 <sup>rd</sup> Harmonic Magnitude; 1500+ range = +655.35% / 0%	+327.67% / -327.68%	0.01%	F7
30	153	40	Phase A Current 104 <sup>th</sup> Harmonic Magnitude; 1500+ range = +655.35% / 0%	+327.67% / -327.68%	0.01%	F7
30	153	41	Phase A Current 105 <sup>th</sup> Harmonic Magnitude; 1500+ range = +655.35% / 0%	+327.67% / -327.68%	0.01%	F7
30	153	42	Phase A Current 106 <sup>th</sup> Harmonic Magnitude; 1500+ range = +655.35% / 0%	+327.67% / -327.68%	0.01%	F7
30	153	43	Phase A Current 107 <sup>th</sup> Harmonic Magnitude; 1500+ range = +655.35% / 0%	+327.67% / -327.68%	0.01%	F7
30	153	44	Phase A Current 108 <sup>th</sup> Harmonic Magnitude; 1500+ range = +655.35% / 0%	+327.67% / -327.68%	0.01%	F7
30	153	45	Phase A Current 109 <sup>th</sup> Harmonic Magnitude; 1500+ range = +655.35% / 0%	+327.67% / -327.68%	0.01%	F7
30	153	46	Phase A Current 110 <sup>th</sup> Harmonic Magnitude; 1500+ range = +655.35% / 0%	+327.67% / -327.68%	0.01%	F7
30	153	47	Phase A Current 111 <sup>th</sup> Harmonic Magnitude; 1500+ range = +655.35% / 0%	+327.67% / -327.68%	0.01%	F7
30	153	48	Phase A Current 112 <sup>th</sup> Harmonic Magnitude; 1500+ range = +655.35% / 0%	+327.67% / -327.68%	0.01%	F7
30	153	49	Phase A Current 113 <sup>th</sup> Harmonic Magnitude; 1500+ range = +655.35% / 0%	+327.67% / -327.68%	0.01%	F7
30	153	50	Phase A Current 114 <sup>th</sup> Harmonic Magnitude; 1500+ range = +655.35% / 0%	+327.67% / -327.68%	0.01%	F7

OBJECT	EIG LINE	EIG POINT	Description	Range	Units	Type
30	153	51	Phase A Current 115 <sup>th</sup> Harmonic Magnitude; 1500+ range = +655.35% / 0%	+327.67% / -327.68%	0.01%	F7
30	153	52	Phase A Current 116 <sup>th</sup> Harmonic Magnitude; 1500+ range = +655.35% / 0%	+327.67% / -327.68%	0.01%	F7
30	153	53	Phase A Current 117 <sup>th</sup> Harmonic Magnitude; 1500+ range = +655.35% / 0%	+327.67% / -327.68%	0.01%	F7
30	153	54	Phase A Current 118 <sup>th</sup> Harmonic Magnitude; 1500+ range = +655.35% / 0%	+327.67% / -327.68%	0.01%	F7
30	153	55	Phase A Current 119 <sup>th</sup> Harmonic Magnitude; 1500+ range = +655.35% / 0%	+327.67% / -327.68%	0.01%	F7
30	153	56	Phase A Current 120 <sup>th</sup> Harmonic Magnitude; 1500+ range = +655.35% / 0%	+327.67% / -327.68%	0.01%	F7
30	153	57	Phase A Current 121 <sup>st</sup> Harmonic Magnitude; 1500+ range = +655.35% / 0%	+327.67% / -327.68%	0.01%	F7
30	153	58	Phase A Current 122 <sup>nd</sup> Harmonic Magnitude; 1500+ range = +655.35% / 0%	+327.67% / -327.68%	0.01%	F7
30	153	59	Phase A Current 123 <sup>rd</sup> Harmonic Magnitude; 1500+ range = +655.35% / 0%	+327.67% / -327.68%	0.01%	F7
30	153	60	Phase A Current 124 <sup>th</sup> Harmonic Magnitude; 1500+ range = +655.35% / 0%	+327.67% / -327.68%	0.01%	F7
30	153	61	Phase A Current 125 <sup>th</sup> Harmonic Magnitude; 1500+ range = +655.35% / 0%	+327.67% / -327.68%	0.01%	F7
30	153	62	Phase A Current 126 <sup>th</sup> Harmonic Magnitude; 1500+ range = +655.35% / 0%	+327.67% / -327.68%	0.01%	F7
30	153	63	Phase A Current 127 <sup>th</sup> Harmonic Magnitude; 1500+ range = +655.35% / 0%	+327.67% / -327.68%	0.01%	F7
30	154	0	Phase B Current 0 <sup>th</sup> Harmonic Magnitude; 1500+ range = +655.35% / 0%	+327.67% / -327.68%	0.01%	F7
30	154	1	Phase B Current 1 <sup>st</sup> Harmonic Magnitude; 1500+ range = +655.35% / 0%	+327.67% / -327.68%	0.01%	F7
30	154	2	Phase B Current 2 <sup>nd</sup> Harmonic Magnitude; 1500+ range = +655.35% / 0%	+327.67% / -327.68%	0.01%	F7
30	154	3	Phase B Current 3 <sup>rd</sup> Harmonic Magnitude; 1500+ range = +655.35% / 0%	+327.67% / -327.68%	0.01%	F7
30	154	4	Phase B Current 4 <sup>th</sup> Harmonic Magnitude; 1500+ range = +655.35% / 0%	+327.67% / -327.68%	0.01%	F7
30	154	5	Phase B Current 5 <sup>th</sup> Harmonic Magnitude; 1500+ range = +655.35% / 0%	+327.67% / -327.68%	0.01%	F7
30	154	6	Phase B Current 6 <sup>th</sup> Harmonic Magnitude; 1500+ range = +655.35% / 0%	+327.67% / -327.68%	0.01%	F7
30	154	7	Phase B Current 7 <sup>th</sup> Harmonic Magnitude; 1500+ range = +655.35% / 0%	+327.67% / -327.68%	0.01%	F7
30	155	0	Phase B Current 8 <sup>th</sup> Harmonic Magnitude; 1500+ range = +655.35% / 0%	+327.67% / -327.68%	0.01%	F7
30	155	1	Phase B Current 9 <sup>th</sup> Harmonic Magnitude; 1500+ range = +655.35% / 0%	+327.67% / -327.68%	0.01%	F7
30	155	2	Phase B Current 10 <sup>th</sup> Harmonic Magnitude; 1500+ range = +655.35% / 0%	+327.67% / -327.68%	0.01%	F7
30	155	3	Phase B Current 11 <sup>th</sup> Harmonic Magnitude; 1500+ range = +655.35% / 0%	+327.67% / -327.68%	0.01%	F7
30	155	4	Phase B Current 12 <sup>th</sup> Harmonic Magnitude; 1500+ range = +655.35% / 0%	+327.67% / -327.68%	0.01%	F7
30	155	5	Phase B Current 13 <sup>th</sup> Harmonic Magnitude; 1500+ range = +655.35% / 0%	+327.67% / -327.68%	0.01%	F7
30	155	6	Phase B Current 14 <sup>th</sup> Harmonic Magnitude; 1500+ range = +655.35% / 0%	+327.67% / -327.68%	0.01%	F7
30	155	7	Phase B Current 15 <sup>th</sup> Harmonic Magnitude; 1500+ range = +655.35% / 0%	+327.67% / -327.68%	0.01%	F7
30	156	0	Phase B Current 16 <sup>th</sup> Harmonic Magnitude; 1500+ range = +655.35% / 0%	+327.67% / -327.68%	0.01%	F7
30	156	1	Phase B Current 17 <sup>th</sup> Harmonic Magnitude; 1500+ range = +655.35% / 0%	+327.67% / -327.68%	0.01%	F7
30	156	2	Phase B Current 18 <sup>th</sup> Harmonic Magnitude; 1500+ range = +655.35% / 0%	+327.67% / -327.68%	0.01%	F7
30	156	3	Phase B Current 19 <sup>th</sup> Harmonic Magnitude; 1500+ range = +655.35% / 0%	+327.67% / -327.68%	0.01%	F7



OBJECT	EIG LINE	EIG POINT	Description	Range	Units	Type
30	156	4	Phase B Current 20 <sup>th</sup> Harmonic Magnitude; 1500+ range = +655.35% / 0%	+327.67% / -327.68%	0.01%	F7
30	156	5	Phase B Current 21 <sup>st</sup> Harmonic Magnitude; 1500+ range = +655.35% / 0%	+327.67% / -327.68%	0.01%	F7
30	156	6	Phase B Current 22 <sup>nd</sup> Harmonic Magnitude; 1500+ range = +655.35% / 0%	+327.67% / -327.68%	0.01%	F7
30	156	7	Phase B Current 23 <sup>rd</sup> Harmonic Magnitude; 1500+ range = +655.35% / 0%	+327.67% / -327.68%	0.01%	F7
30	156	8	Phase B Current 24 <sup>th</sup> Harmonic Magnitude; 1500+ range = +655.35% / 0%	+327.67% / -327.68%	0.01%	F7
30	156	9	Phase B Current 25 <sup>th</sup> Harmonic Magnitude; 1500+ range = +655.35% / 0%	+327.67% / -327.68%	0.01%	F7
30	156	10	Phase B Current 26 <sup>th</sup> Harmonic Magnitude; 1500+ range = +655.35% / 0%	+327.67% / -327.68%	0.01%	F7
30	156	11	Phase B Current 27 <sup>th</sup> Harmonic Magnitude; 1500+ range = +655.35% / 0%	+327.67% / -327.68%	0.01%	F7
30	156	12	Phase B Current 28 <sup>th</sup> Harmonic Magnitude; 1500+ range = +655.35% / 0%	+327.67% / -327.68%	0.01%	F7
30	156	13	Phase B Current 29 <sup>th</sup> Harmonic Magnitude; 1500+ range = +655.35% / 0%	+327.67% / -327.68%	0.01%	F7
30	156	14	Phase B Current 30 <sup>th</sup> Harmonic Magnitude; 1500+ range = +655.35% / 0%	+327.67% / -327.68%	0.01%	F7
30	156	15	Phase B Current 31 <sup>st</sup> Harmonic Magnitude; 1500+ range = +655.35% / 0%	+327.67% / -327.68%	0.01%	F7
30	157	0	Phase B Current 32 <sup>nd</sup> Harmonic Magnitude; 1500+ range = +655.35% / 0%	+327.67% / -327.68%	0.01%	F7
30	157	1	Phase B Current 33 <sup>rd</sup> Harmonic Magnitude; 1500+ range = +655.35% / 0%	+327.67% / -327.68%	0.01%	F7
30	157	2	Phase B Current 34 <sup>th</sup> Harmonic Magnitude; 1500+ range = +655.35% / 0%	+327.67% / -327.68%	0.01%	F7
30	157	3	Phase B Current 35 <sup>th</sup> Harmonic Magnitude; 1500+ range = +655.35% / 0%	+327.67% / -327.68%	0.01%	F7
30	157	4	Phase B Current 36 <sup>th</sup> Harmonic Magnitude; 1500+ range = +655.35% / 0%	+327.67% / -327.68%	0.01%	F7
30	157	5	Phase B Current 37 <sup>th</sup> Harmonic Magnitude; 1500+ range = +655.35% / 0%	+327.67% / -327.68%	0.01%	F7
30	157	6	Phase B Current 38 <sup>th</sup> Harmonic Magnitude; 1500+ range = +655.35% / 0%	+327.67% / -327.68%	0.01%	F7
30	157	7	Phase B Current 39 <sup>th</sup> Harmonic Magnitude; 1500+ range = +655.35% / 0%	+327.67% / -327.68%	0.01%	F7
30	157	8	Phase B Current 40 <sup>th</sup> Harmonic Magnitude; 1500+ range = +655.35% / 0%	+327.67% / -327.68%	0.01%	F7
30	157	9	Phase B Current 41 <sup>st</sup> Harmonic Magnitude; 1500+ range = +655.35% / 0%	+327.67% / -327.68%	0.01%	F7
30	157	10	Phase B Current 42 <sup>nd</sup> Harmonic Magnitude; 1500+ range = +655.35% / 0%	+327.67% / -327.68%	0.01%	F7
30	157	11	Phase B Current 43 <sup>rd</sup> Harmonic Magnitude; 1500+ range = +655.35% / 0%	+327.67% / -327.68%	0.01%	F7
30	157	12	Phase B Current 44 <sup>th</sup> Harmonic Magnitude; 1500+ range = +655.35% / 0%	+327.67% / -327.68%	0.01%	F7
30	157	13	Phase B Current 45 <sup>th</sup> Harmonic Magnitude; 1500+ range = +655.35% / 0%	+327.67% / -327.68%	0.01%	F7
30	157	14	Phase B Current 46 <sup>th</sup> Harmonic Magnitude; 1500+ range = +655.35% / 0%	+327.67% / -327.68%	0.01%	F7
30	157	15	Phase B Current 47 <sup>th</sup> Harmonic Magnitude; 1500+ range = +655.35% / 0%	+327.67% / -327.68%	0.01%	F7
30	157	16	Phase B Current 48 <sup>th</sup> Harmonic Magnitude; 1500+ range = +655.35% / 0%	+327.67% / -327.68%	0.01%	F7
30	157	17	Phase B Current 49 <sup>th</sup> Harmonic Magnitude; 1500+ range = +655.35% / 0%	+327.67% / -327.68%	0.01%	F7
30	157	18	Phase B Current 50 <sup>th</sup> Harmonic Magnitude; 1500+ range = +655.35% / 0%	+327.67% / -327.68%	0.01%	F7
30	157	19	Phase B Current 51 <sup>st</sup> Harmonic Magnitude; 1500+ range = +655.35% / 0%	+327.67% / -327.68%	0.01%	F7
30	157	20	Phase B Current 52 <sup>nd</sup> Harmonic Magnitude; 1500+ range = +655.35% / 0%	+327.67% / -327.68%	0.01%	F7

OBJECT	EIG LINE	EIG POINT	Description	Range	Units	Type
30	157	21	Phase B Current 53 <sup>rd</sup> Harmonic Magnitude; 1500+ range = +655.35% / 0%	+327.67% / -327.68%	0.01%	F7
30	157	22	Phase B Current 54 <sup>th</sup> Harmonic Magnitude; 1500+ range = +655.35% / 0%	+327.67% / -327.68%	0.01%	F7
30	157	23	Phase B Current 55 <sup>th</sup> Harmonic Magnitude; 1500+ range = +655.35% / 0%	+327.67% / -327.68%	0.01%	F7
30	157	24	Phase B Current 56 <sup>th</sup> Harmonic Magnitude; 1500+ range = +655.35% / 0%	+327.67% / -327.68%	0.01%	F7
30	157	25	Phase B Current 57 <sup>th</sup> Harmonic Magnitude; 1500+ range = +655.35% / 0%	+327.67% / -327.68%	0.01%	F7
30	157	26	Phase B Current 58 <sup>th</sup> Harmonic Magnitude; 1500+ range = +655.35% / 0%	+327.67% / -327.68%	0.01%	F7
30	157	27	Phase B Current 59 <sup>th</sup> Harmonic Magnitude; 1500+ range = +655.35% / 0%	+327.67% / -327.68%	0.01%	F7
30	157	28	Phase B Current 60 <sup>th</sup> Harmonic Magnitude; 1500+ range = +655.35% / 0%	+327.67% / -327.68%	0.01%	F7
30	157	29	Phase B Current 61 <sup>st</sup> Harmonic Magnitude; 1500+ range = +655.35% / 0%	+327.67% / -327.68%	0.01%	F7
30	157	30	Phase B Current 62 <sup>nd</sup> Harmonic Magnitude; 1500+ range = +655.35% / 0%	+327.67% / -327.68%	0.01%	F7
30	157	31	Phase B Current 63 <sup>rd</sup> Harmonic Magnitude; 1500+ range = +655.35% / 0%	+327.67% / -327.68%	0.01%	F7
30	158	0	Phase B Current 64 <sup>th</sup> Harmonic Magnitude; 1500+ range = +655.35% / 0%	+327.67% / -327.68%	0.01%	F7
30	158	1	Phase B Current 65 <sup>th</sup> Harmonic Magnitude; 1500+ range = +655.35% / 0%	+327.67% / -327.68%	0.01%	F7
30	158	2	Phase B Current 66 <sup>th</sup> Harmonic Magnitude; 1500+ range = +655.35% / 0%	+327.67% / -327.68%	0.01%	F7
30	158	3	Phase B Current 67 <sup>th</sup> Harmonic Magnitude; 1500+ range = +655.35% / 0%	+327.67% / -327.68%	0.01%	F7
30	158	4	Phase B Current 68 <sup>th</sup> Harmonic Magnitude; 1500+ range = +655.35% / 0%	+327.67% / -327.68%	0.01%	F7
30	158	5	Phase B Current 69 <sup>th</sup> Harmonic Magnitude; 1500+ range = +655.35% / 0%	+327.67% / -327.68%	0.01%	F7
30	158	6	Phase B Current 70 <sup>th</sup> Harmonic Magnitude; 1500+ range = +655.35% / 0%	+327.67% / -327.68%	0.01%	F7
30	158	7	Phase B Current 71 <sup>st</sup> Harmonic Magnitude; 1500+ range = +655.35% / 0%	+327.67% / -327.68%	0.01%	F7
30	158	8	Phase B Current 72 <sup>nd</sup> Harmonic Magnitude; 1500+ range = +655.35% / 0%	+327.67% / -327.68%	0.01%	F7
30	158	9	Phase B Current 73 <sup>rd</sup> Harmonic Magnitude; 1500+ range = +655.35% / 0%	+327.67% / -327.68%	0.01%	F7
30	158	10	Phase B Current 74 <sup>th</sup> Harmonic Magnitude; 1500+ range = +655.35% / 0%	+327.67% / -327.68%	0.01%	F7
30	158	11	Phase B Current 75 <sup>th</sup> Harmonic Magnitude; 1500+ range = +655.35% / 0%	+327.67% / -327.68%	0.01%	F7
30	158	12	Phase B Current 76 <sup>th</sup> Harmonic Magnitude; 1500+ range = +655.35% / 0%	+327.67% / -327.68%	0.01%	F7
30	158	13	Phase B Current 77 <sup>th</sup> Harmonic Magnitude; 1500+ range = +655.35% / 0%	+327.67% / -327.68%	0.01%	F7
30	158	14	Phase B Current 78 <sup>th</sup> Harmonic Magnitude; 1500+ range = +655.35% / 0%	+327.67% / -327.68%	0.01%	F7
30	158	15	Phase B Current 79 <sup>th</sup> Harmonic Magnitude; 1500+ range = +655.35% / 0%	+327.67% / -327.68%	0.01%	F7
30	158	16	Phase B Current 80 <sup>th</sup> Harmonic Magnitude; 1500+ range = +655.35% / 0%	+327.67% / -327.68%	0.01%	F7
30	158	17	Phase B Current 81 <sup>st</sup> Harmonic Magnitude; 1500+ range = +655.35% / 0%	+327.67% / -327.68%	0.01%	F7
30	158	18	Phase B Current 82 <sup>nd</sup> Harmonic Magnitude; 1500+ range = +655.35% / 0%	+327.67% / -327.68%	0.01%	F7
30	158	19	Phase B Current 83 <sup>rd</sup> Harmonic Magnitude; 1500+ range = +655.35% / 0%	+327.67% / -327.68%	0.01%	F7
30	158	20	Phase B Current 84 <sup>th</sup> Harmonic Magnitude; 1500+ range = +655.35% / 0%	+327.67% / -327.68%	0.01%	F7
30	158	21	Phase B Current 85 <sup>th</sup> Harmonic Magnitude; 1500+ range = +655.35% / 0%	+327.67% / -327.68%	0.01%	F7

OBJECT	EIG LINE	EIG POINT	Description	Range	Units	Type
30	158	22	Phase B Current 86 <sup>th</sup> Harmonic Magnitude; 1500+ range = +655.35% / 0%	+327.67% / -327.68%	0.01%	F7
30	158	23	Phase B Current 87 <sup>th</sup> Harmonic Magnitude; 1500+ range = +655.35% / 0%	+327.67% / -327.68%	0.01%	F7
30	158	24	Phase B Current 88 <sup>th</sup> Harmonic Magnitude; 1500+ range = +655.35% / 0%	+327.67% / -327.68%	0.01%	F7
30	158	25	Phase B Current 89 <sup>th</sup> Harmonic Magnitude; 1500+ range = +655.35% / 0%	+327.67% / -327.68%	0.01%	F7
30	158	26	Phase B Current 90 <sup>th</sup> Harmonic Magnitude; 1500+ range = +655.35% / 0%	+327.67% / -327.68%	0.01%	F7
30	158	27	Phase B Current 91 <sup>st</sup> Harmonic Magnitude; 1500+ range = +655.35% / 0%	+327.67% / -327.68%	0.01%	F7
30	158	28	Phase B Current 92 <sup>nd</sup> Harmonic Magnitude; 1500+ range = +655.35% / 0%	+327.67% / -327.68%	0.01%	F7
30	158	29	Phase B Current 93 <sup>rd</sup> Harmonic Magnitude; 1500+ range = +655.35% / 0%	+327.67% / -327.68%	0.01%	F7
30	158	30	Phase B Current 94 <sup>th</sup> Harmonic Magnitude; 1500+ range = +655.35% / 0%	+327.67% / -327.68%	0.01%	F7
30	158	31	Phase B Current 95 <sup>th</sup> Harmonic Magnitude; 1500+ range = +655.35% / 0%	+327.67% / -327.68%	0.01%	F7
30	158	32	Phase B Current 96 <sup>th</sup> Harmonic Magnitude; 1500+ range = +655.35% / 0%	+327.67% / -327.68%	0.01%	F7
30	158	33	Phase B Current 97 <sup>th</sup> Harmonic Magnitude; 1500+ range = +655.35% / 0%	+327.67% / -327.68%	0.01%	F7
30	158	34	Phase B Current 98 <sup>th</sup> Harmonic Magnitude; 1500+ range = +655.35% / 0%	+327.67% / -327.68%	0.01%	F7
30	158	35	Phase B Current 99 <sup>th</sup> Harmonic Magnitude; 1500+ range = +655.35% / 0%	+327.67% / -327.68%	0.01%	F7
30	158	36	Phase B Current 100 <sup>th</sup> Harmonic Magnitude; 1500+ range = +655.35% / 0%	+327.67% / -327.68%	0.01%	F7
30	158	37	Phase B Current 101 <sup>st</sup> Harmonic Magnitude; 1500+ range = +655.35% / 0%	+327.67% / -327.68%	0.01%	F7
30	158	38	Phase B Current 102 <sup>nd</sup> Harmonic Magnitude; 1500+ range = +655.35% / 0%	+327.67% / -327.68%	0.01%	F7
30	158	39	Phase B Current 103 <sup>rd</sup> Harmonic Magnitude; 1500+ range = +655.35% / 0%	+327.67% / -327.68%	0.01%	F7
30	158	40	Phase B Current 104 <sup>th</sup> Harmonic Magnitude; 1500+ range = +655.35% / 0%	+327.67% / -327.68%	0.01%	F7
30	158	41	Phase B Current 105 <sup>th</sup> Harmonic Magnitude; 1500+ range = +655.35% / 0%	+327.67% / -327.68%	0.01%	F7
30	158	42	Phase B Current 106 <sup>th</sup> Harmonic Magnitude; 1500+ range = +655.35% / 0%	+327.67% / -327.68%	0.01%	F7
30	158	43	Phase B Current 107 <sup>th</sup> Harmonic Magnitude; 1500+ range = +655.35% / 0%	+327.67% / -327.68%	0.01%	F7
30	158	44	Phase B Current 108 <sup>th</sup> Harmonic Magnitude; 1500+ range = +655.35% / 0%	+327.67% / -327.68%	0.01%	F7
30	158	45	Phase B Current 109 <sup>th</sup> Harmonic Magnitude; 1500+ range = +655.35% / 0%	+327.67% / -327.68%	0.01%	F7
30	158	46	Phase B Current 110 <sup>th</sup> Harmonic Magnitude; 1500+ range = +655.35% / 0%	+327.67% / -327.68%	0.01%	F7
30	158	47	Phase B Current 111 <sup>th</sup> Harmonic Magnitude; 1500+ range = +655.35% / 0%	+327.67% / -327.68%	0.01%	F7
30	158	48	Phase B Current 112 <sup>th</sup> Harmonic Magnitude; 1500+ range = +655.35% / 0%	+327.67% / -327.68%	0.01%	F7
30	158	49	Phase B Current 113 <sup>th</sup> Harmonic Magnitude; 1500+ range = +655.35% / 0%	+327.67% / -327.68%	0.01%	F7
30	158	50	Phase B Current 114 <sup>th</sup> Harmonic Magnitude; 1500+ range = +655.35% / 0%	+327.67% / -327.68%	0.01%	F7
30	158	51	Phase B Current 115 <sup>th</sup> Harmonic Magnitude; 1500+ range = +655.35% / 0%	+327.67% / -327.68%	0.01%	F7
30	158	52	Phase B Current 116 <sup>th</sup> Harmonic Magnitude; 1500+ range = +655.35% / 0%	+327.67% / -327.68%	0.01%	F7
30	158	53	Phase B Current 117 <sup>th</sup> Harmonic Magnitude; 1500+ range = +655.35% / 0%	+327.67% / -327.68%	0.01%	F7
30	158	54	Phase B Current 118 <sup>th</sup> Harmonic Magnitude; 1500+ range = +655.35% / 0%	+327.67% / -327.68%	0.01%	F7

OBJECT	EIG LINE	EIG POINT	Description	Range	Units	Type
30	158	55	Phase B Current 119 <sup>th</sup> Harmonic Magnitude; 1500+ range = +655.35% / 0%	+327.67% / -327.68%	0.01%	F7
30	158	56	Phase B Current 120 <sup>th</sup> Harmonic Magnitude; 1500+ range = +655.35% / 0%	+327.67% / -327.68%	0.01%	F7
30	158	57	Phase B Current 121 <sup>st</sup> Harmonic Magnitude; 1500+ range = +655.35% / 0%	+327.67% / -327.68%	0.01%	F7
30	158	58	Phase B Current 122 <sup>nd</sup> Harmonic Magnitude; 1500+ range = +655.35% / 0%	+327.67% / -327.68%	0.01%	F7
30	158	59	Phase B Current 123 <sup>rd</sup> Harmonic Magnitude; 1500+ range = +655.35% / 0%	+327.67% / -327.68%	0.01%	F7
30	158	60	Phase B Current 124 <sup>th</sup> Harmonic Magnitude; 1500+ range = +655.35% / 0%	+327.67% / -327.68%	0.01%	F7
30	158	61	Phase B Current 125 <sup>th</sup> Harmonic Magnitude; 1500+ range = +655.35% / 0%	+327.67% / -327.68%	0.01%	F7
30	158	62	Phase B Current 126 <sup>th</sup> Harmonic Magnitude; 1500+ range = +655.35% / 0%	+327.67% / -327.68%	0.01%	F7
30	158	63	Phase B Current 127 <sup>th</sup> Harmonic Magnitude; 1500+ range = +655.35% / 0%	+327.67% / -327.68%	0.01%	F7
30	159	0	Phase C Current 0 <sup>th</sup> Harmonic Magnitude; 1500+ range = +655.35% / 0%	+327.67% / -327.68%	0.01%	F7
30	159	1	Phase C Current 1 <sup>st</sup> Harmonic Magnitude; 1500+ range = +655.35% / 0%	+327.67% / -327.68%	0.01%	F7
30	159	2	Phase C Current 2 <sup>nd</sup> Harmonic Magnitude; 1500+ range = +655.35% / 0%	+327.67% / -327.68%	0.01%	F7
30	159	3	Phase C Current 3 <sup>rd</sup> Harmonic Magnitude; 1500+ range = +655.35% / 0%	+327.67% / -327.68%	0.01%	F7
30	159	4	Phase C Current 4 <sup>th</sup> Harmonic Magnitude; 1500+ range = +655.35% / 0%	+327.67% / -327.68%	0.01%	F7
30	159	5	Phase C Current 5 <sup>th</sup> Harmonic Magnitude; 1500+ range = +655.35% / 0%	+327.67% / -327.68%	0.01%	F7
30	159	6	Phase C Current 6 <sup>th</sup> Harmonic Magnitude; 1500+ range = +655.35% / 0%	+327.67% / -327.68%	0.01%	F7
30	159	7	Phase C Current 7 <sup>th</sup> Harmonic Magnitude; 1500+ range = +655.35% / 0%	+327.67% / -327.68%	0.01%	F7
30	160	0	Phase C Current 8 <sup>th</sup> Harmonic Magnitude; 1500+ range = +655.35% / 0%	+327.67% / -327.68%	0.01%	F7
30	160	1	Phase C Current 9 <sup>th</sup> Harmonic Magnitude; 1500+ range = +655.35% / 0%	+327.67% / -327.68%	0.01%	F7
30	160	2	Phase C Current 10 <sup>th</sup> Harmonic Magnitude; 1500+ range = +655.35% / 0%	+327.67% / -327.68%	0.01%	F7
30	160	3	Phase C Current 11 <sup>th</sup> Harmonic Magnitude; 1500+ range = +655.35% / 0%	+327.67% / -327.68%	0.01%	F7
30	160	4	Phase C Current 12 <sup>th</sup> Harmonic Magnitude; 1500+ range = +655.35% / 0%	+327.67% / -327.68%	0.01%	F7
30	160	5	Phase C Current 13 <sup>th</sup> Harmonic Magnitude; 1500+ range = +655.35% / 0%	+327.67% / -327.68%	0.01%	F7
30	160	6	Phase C Current 14 <sup>th</sup> Harmonic Magnitude; 1500+ range = +655.35% / 0%	+327.67% / -327.68%	0.01%	F7
30	160	7	Phase C Current 15 <sup>th</sup> Harmonic Magnitude; 1500+ range = +655.35% / 0%	+327.67% / -327.68%	0.01%	F7
30	161	0	Phase C Current 16 <sup>th</sup> Harmonic Magnitude; 1500+ range = +655.35% / 0%	+327.67% / -327.68%	0.01%	F7
30		1	Phase C Current 17 <sup>th</sup> Harmonic Magnitude; 1500+ range = +655.35% / 0%	+327.67% / -327.68%	0.01%	F7
30	161	2	Phase C Current 18 <sup>th</sup> Harmonic Magnitude; 1500+ range = +655.35% / 0%	+327.67% / -327.68%	0.01%	F7
30	161	3	Phase C Current 19 <sup>th</sup> Harmonic Magnitude; 1500+ range = +655.35% / 0%	+327.67% / -327.68%	0.01%	F7
30	161	4	Phase C Current 20 <sup>th</sup> Harmonic Magnitude; 1500+ range = +655.35% / 0%	+327.67% / -327.68%	0.01%	F7
30	161	5	Phase C Current 21 <sup>st</sup> Harmonic Magnitude; 1500+ range = +655.35% / 0%	+327.67% / -327.68%	0.01%	F7
30	161	6	Phase C Current 22 <sup>nd</sup> Harmonic Magnitude; 1500+ range = +655.35% / 0%	+327.67% / -327.68%	0.01%	F7
30	161	7	Phase C Current 23 <sup>rd</sup> Harmonic Magnitude; 1500+ range = +655.35% / 0%	+327.67% / -327.68%	0.01%	F7

OBJECT	EIG LINE	EIG POINT	Description	Range	Units	Type
30	161	8	Phase C Current 24 <sup>th</sup> Harmonic Magnitude; 1500+ range = +655.35% / 0%	+327.67% / -327.68%	0.01%	F7
30	161	9	Phase C Current 25 <sup>th</sup> Harmonic Magnitude; 1500+ range = +655.35% / 0%	+327.67% / -327.68%	0.01%	F7
30	161	10	Phase C Current 26 <sup>th</sup> Harmonic Magnitude; 1500+ range = +655.35% / 0%	+327.67% / -327.68%	0.01%	F7
30	161	11	Phase C Current 27 <sup>th</sup> Harmonic Magnitude; 1500+ range = +655.35% / 0%	+327.67% / -327.68%	0.01%	F7
30	161	12	Phase C Current 28 <sup>th</sup> Harmonic Magnitude; 1500+ range = +655.35% / 0%	+327.67% / -327.68%	0.01%	F7
30	161	13	Phase C Current 29 <sup>th</sup> Harmonic Magnitude; 1500+ range = +655.35% / 0%	+327.67% / -327.68%	0.01%	F7
30	161	14	Phase C Current 30 <sup>th</sup> Harmonic Magnitude; 1500+ range = +655.35% / 0%	+327.67% / -327.68%	0.01%	F7
30	161	15	Phase C Current 31 <sup>st</sup> Harmonic Magnitude; 1500+ range = +655.35% / 0%	+327.67% / -327.68%	0.01%	F7
30	162	0	Phase C Current 32 <sup>nd</sup> Harmonic Magnitude; 1500+ range = +655.35% / 0%	+327.67% / -327.68%	0.01%	F7
30	162	1	Phase C Current 33 <sup>rd</sup> Harmonic Magnitude; 1500+ range = +655.35% / 0%	+327.67% / -327.68%	0.01%	F7
30	162	2	Phase C Current 34 <sup>th</sup> Harmonic Magnitude; 1500+ range = +655.35% / 0%	+327.67% / -327.68%	0.01%	F7
30	162	3	Phase C Current 35 <sup>th</sup> Harmonic Magnitude; 1500+ range = +655.35% / 0%	+327.67% / -327.68%	0.01%	F7
30	162	4	Phase C Current 36 <sup>th</sup> Harmonic Magnitude; 1500+ range = +655.35% / 0%	+327.67% / -327.68%	0.01%	F7
30	162	5	Phase C Current 37 <sup>th</sup> Harmonic Magnitude; 1500+ range = +655.35% / 0%	+327.67% / -327.68%	0.01%	F7
30	162	6	Phase C Current 38 <sup>th</sup> Harmonic Magnitude; 1500+ range = +655.35% / 0%	+327.67% / -327.68%	0.01%	F7
30	162	7	Phase C Current 39 <sup>th</sup> Harmonic Magnitude; 1500+ range = +655.35% / 0%	+327.67% / -327.68%	0.01%	F7
30	162	8	Phase C Current 40 <sup>th</sup> Harmonic Magnitude; 1500+ range = +655.35% / 0%	+327.67% / -327.68%	0.01%	F7
30	162	9	Phase C Current 41 <sup>st</sup> Harmonic Magnitude; 1500+ range = +655.35% / 0%	+327.67% / -327.68%	0.01%	F7
30	162	10	Phase C Current 42 <sup>nd</sup> Harmonic Magnitude; 1500+ range = +655.35% / 0%	+327.67% / -327.68%	0.01%	F7
30	162	11	Phase C Current 43 <sup>rd</sup> Harmonic Magnitude; 1500+ range = +655.35% / 0%	+327.67% / -327.68%	0.01%	F7
30	162	12	Phase C Current 44 <sup>th</sup> Harmonic Magnitude; 1500+ range = +655.35% / 0%	+327.67% / -327.68%	0.01%	F7
30	162	13	Phase C Current 45 <sup>th</sup> Harmonic Magnitude; 1500+ range = +655.35% / 0%	+327.67% / -327.68%	0.01%	F7
30	162	14	Phase C Current 46 <sup>th</sup> Harmonic Magnitude; 1500+ range = +655.35% / 0%	+327.67% / -327.68%	0.01%	F7
30	162	15	Phase C Current 47 <sup>th</sup> Harmonic Magnitude; 1500+ range = +655.35% / 0%	+327.67% / -327.68%	0.01%	F7
30	162	16	Phase C Current 48 <sup>th</sup> Harmonic Magnitude; 1500+ range = +655.35% / 0%	+327.67% / -327.68%	0.01%	F7
30	162	17	Phase C Current 49 <sup>th</sup> Harmonic Magnitude; 1500+ range = +655.35% / 0%	+327.67% / -327.68%	0.01%	F7
30	162	18	Phase C Current 50 <sup>th</sup> Harmonic Magnitude; 1500+ range = +655.35% / 0%	+327.67% / -327.68%	0.01%	F7
30	162	19	Phase C Current 51 <sup>st</sup> Harmonic Magnitude; 1500+ range = +655.35% / 0%	+327.67% / -327.68%	0.01%	F7
30	162	20	Phase C Current 52 <sup>nd</sup> Harmonic Magnitude; 1500+ range = +655.35% / 0%	+327.67% / -327.68%	0.01%	F7
30	162	21	Phase C Current 53 <sup>rd</sup> Harmonic Magnitude; 1500+ range = +655.35% / 0%	+327.67% / -327.68%	0.01%	F7
30	162	22	Phase C Current 54 <sup>th</sup> Harmonic Magnitude; 1500+ range = +655.35% / 0%	+327.67% / -327.68%	0.01%	F7
30	162	23	Phase C Current 55 <sup>th</sup> Harmonic Magnitude; 1500+ range = +655.35% / 0%	+327.67% / -327.68%	0.01%	F7
30	162	24	Phase C Current 56 <sup>th</sup> Harmonic Magnitude; 1500+ range = +655.35% / 0%	+327.67% / -327.68%	0.01%	F7

OBJECT	EIG LINE	EIG POINT	Description	Range	Units	Type
30	162	25	Phase C Current 57 <sup>th</sup> Harmonic Magnitude; 1500+ range = +655.35% / 0%	+327.67% / -327.68%	0.01%	F7
30	162	26	Phase C Current 58 <sup>th</sup> Harmonic Magnitude; 1500+ range = +655.35% / 0%	+327.67% / -327.68%	0.01%	F7
30	162	27	Phase C Current 59 <sup>th</sup> Harmonic Magnitude; 1500+ range = +655.35% / 0%	+327.67% / -327.68%	0.01%	F7
30	162	28	Phase C Current 60 <sup>th</sup> Harmonic Magnitude; 1500+ range = +655.35% / 0%	+327.67% / -327.68%	0.01%	F7
30	162	29	Phase C Current 61 <sup>st</sup> Harmonic Magnitude; 1500+ range = +655.35% / 0%	+327.67% / -327.68%	0.01%	F7
30	162	30	Phase C Current 62 <sup>nd</sup> Harmonic Magnitude; 1500+ range = +655.35% / 0%	+327.67% / -327.68%	0.01%	F7
30	162	31	Phase C Current 63 <sup>rd</sup> Harmonic Magnitude; 1500+ range = +655.35% / 0%	+327.67% / -327.68%	0.01%	F7
30	163	0	Phase C Current 64 <sup>th</sup> Harmonic Magnitude; 1500+ range = +655.35% / 0%	+327.67% / -327.68%	0.01%	F7
30	163	1	Phase C Current 65 <sup>th</sup> Harmonic Magnitude; 1500+ range = +655.35% / 0%	+327.67% / -327.68%	0.01%	F7
30	163	2	Phase C Current 66 <sup>th</sup> Harmonic Magnitude; 1500+ range = +655.35% / 0%	+327.67% / -327.68%	0.01%	F7
30	163	3	Phase C Current 67 <sup>th</sup> Harmonic Magnitude; 1500+ range = +655.35% / 0%	+327.67% / -327.68%	0.01%	F7
30	163	4	Phase C Current 68 <sup>th</sup> Harmonic Magnitude; 1500+ range = +655.35% / 0%	+327.67% / -327.68%	0.01%	F7
30	163	5	Phase C Current 69 <sup>th</sup> Harmonic Magnitude; 1500+ range = +655.35% / 0%	+327.67% / -327.68%	0.01%	F7
30	163	6	Phase C Current 70 <sup>th</sup> Harmonic Magnitude; 1500+ range = +655.35% / 0%	+327.67% / -327.68%	0.01%	F7
30	163	7	Phase C Current 71 <sup>st</sup> Harmonic Magnitude; 1500+ range = +655.35% / 0%	+327.67% / -327.68%	0.01%	F7
30	163	8	Phase C Current 72 <sup>nd</sup> Harmonic Magnitude; 1500+ range = +655.35% / 0%	+327.67% / -327.68%	0.01%	F7
30	163	9	Phase C Current 73 <sup>rd</sup> Harmonic Magnitude; 1500+ range = +655.35% / 0%	+327.67% / -327.68%	0.01%	F7
30	163	10	Phase C Current 74 <sup>th</sup> Harmonic Magnitude; 1500+ range = +655.35% / 0%	+327.67% / -327.68%	0.01%	F7
30	163	11	Phase C Current 75 <sup>th</sup> Harmonic Magnitude; 1500+ range = +655.35% / 0%	+327.67% / -327.68%	0.01%	F7
30	163	12	Phase C Current 76 <sup>th</sup> Harmonic Magnitude; 1500+ range = +655.35% / 0%	+327.67% / -327.68%	0.01%	F7
30	163	13	Phase C Current 77 <sup>th</sup> Harmonic Magnitude; 1500+ range = +655.35% / 0%	+327.67% / -327.68%	0.01%	F7
30	163	14	Phase C Current 78 <sup>th</sup> Harmonic Magnitude; 1500+ range = +655.35% / 0%	+327.67% / -327.68%	0.01%	F7
30	163	15	Phase C Current 79 <sup>th</sup> Harmonic Magnitude; 1500+ range = +655.35% / 0%	+327.67% / -327.68%	0.01%	F7
30	163	16	Phase C Current 80 <sup>th</sup> Harmonic Magnitude; 1500+ range = +655.35% / 0%	+327.67% / -327.68%	0.01%	F7
30	163	17	Phase C Current 81 <sup>st</sup> Harmonic Magnitude; 1500+ range = +655.35% / 0%	+327.67% / -327.68%	0.01%	F7
30	163	18	Phase C Current 82 <sup>nd</sup> Harmonic Magnitude; 1500+ range = +655.35% / 0%	+327.67% / -327.68%	0.01%	F7
30	163	19	Phase C Current 83 <sup>rd</sup> Harmonic Magnitude; 1500+ range = +655.35% / 0%	+327.67% / -327.68%	0.01%	F7
30	163	20	Phase C Current 84 <sup>th</sup> Harmonic Magnitude; 1500+ range = +655.35% / 0%	+327.67% / -327.68%	0.01%	F7
30	163	21	Phase C Current 85 <sup>th</sup> Harmonic Magnitude; 1500+ range = +655.35% / 0%	+327.67% / -327.68%	0.01%	F7
30	163	22	Phase C Current 86 <sup>th</sup> Harmonic Magnitude; 1500+ range = +655.35% / 0%	+327.67% / -327.68%	0.01%	F7
30	163	23	Phase C Current 87 <sup>th</sup> Harmonic Magnitude; 1500+ range = +655.35% / 0%	+327.67% / -327.68%	0.01%	F7
30	163	24	Phase C Current 88 <sup>th</sup> Harmonic Magnitude; 1500+ range = +655.35% / 0%	+327.67% / -327.68%	0.01%	F7
30	163	25	Phase C Current 89 <sup>th</sup> Harmonic Magnitude; 1500+ range = +655.35% / 0%	+327.67% / -327.68%	0.01%	F7

OBJECT	EIG LINE	EIG POINT	Description	Range	Units	Type
30	163	26	Phase C Current 90 <sup>th</sup> Harmonic Magnitude; 1500+ range = +655.35% / 0%	+327.67% / -327.68%	0.01%	F7
30	163	27	Phase C Current 91 <sup>st</sup> Harmonic Magnitude; 1500+ range = +655.35% / 0%	+327.67% / -327.68%	0.01%	F7
30	163	28	Phase C Current 92 <sup>nd</sup> Harmonic Magnitude; 1500+ range = +655.35% / 0%	+327.67% / -327.68%	0.01%	F7
30	163	29	Phase C Current 93 <sup>rd</sup> Harmonic Magnitude; 1500+ range = +655.35% / 0%	+327.67% / -327.68%	0.01%	F7
30	163	30	Phase C Current 94 <sup>th</sup> Harmonic Magnitude; 1500+ range = +655.35% / 0%	+327.67% / -327.68%	0.01%	F7
30	163	31	Phase C Current 95 <sup>th</sup> Harmonic Magnitude; 1500+ range = +655.35% / 0%	+327.67% / -327.68%	0.01%	F7
30	163	32	Phase C Current 96 <sup>th</sup> Harmonic Magnitude; 1500+ range = +655.35% / 0%	+327.67% / -327.68%	0.01%	F7
30	163	33	Phase C Current 97 <sup>th</sup> Harmonic Magnitude; 1500+ range = +655.35% / 0%	+327.67% / -327.68%	0.01%	F7
30	163	34	Phase C Current 98 <sup>th</sup> Harmonic Magnitude; 1500+ range = +655.35% / 0%	+327.67% / -327.68%	0.01%	F7
30	163	35	Phase C Current 99 <sup>th</sup> Harmonic Magnitude; 1500+ range = +655.35% / 0%	+327.67% / -327.68%	0.01%	F7
30	163	36	Phase C Current 100 <sup>th</sup> Harmonic Magnitude; 1500+ range = +655.35% / 0%	+327.67% / -327.68%	0.01%	F7
30	163	37	Phase C Current 101 <sup>st</sup> Harmonic Magnitude; 1500+ range = +655.35% / 0%	+327.67% / -327.68%	0.01%	F7
30	163	38	Phase C Current 102 <sup>nd</sup> Harmonic Magnitude; 1500+ range = +655.35% / 0%	+327.67% / -327.68%	0.01%	F7
30	163	39	Phase C Current 103 <sup>rd</sup> Harmonic Magnitude; 1500+ range = +655.35% / 0%	+327.67% / -327.68%	0.01%	F7
30	163	40	Phase C Current 104 <sup>th</sup> Harmonic Magnitude; 1500+ range = +655.35% / 0%	+327.67% / -327.68%	0.01%	F7
30	163	41	Phase C Current 105 <sup>th</sup> Harmonic Magnitude; 1500+ range = +655.35% / 0%	+327.67% / -327.68%	0.01%	F7
30	163	42	Phase C Current 106 <sup>th</sup> Harmonic Magnitude; 1500+ range = +655.35% / 0%	+327.67% / -327.68%	0.01%	F7
30	163	43	Phase C Current 107 <sup>th</sup> Harmonic Magnitude; 1500+ range = +655.35% / 0%	+327.67% / -327.68%	0.01%	F7
30	163	44	Phase C Current 108 <sup>th</sup> Harmonic Magnitude; 1500+ range = +655.35% / 0%	+327.67% / -327.68%	0.01%	F7
30	163	45	Phase C Current 109 <sup>th</sup> Harmonic Magnitude; 1500+ range = +655.35% / 0%	+327.67% / -327.68%	0.01%	F7
30	163	46	Phase C Current 110 <sup>th</sup> Harmonic Magnitude; 1500+ range = +655.35% / 0%	+327.67% / -327.68%	0.01%	F7
30	163	47	Phase C Current 111 <sup>th</sup> Harmonic Magnitude; 1500+ range = +655.35% / 0%	+327.67% / -327.68%	0.01%	F7
30	163	48	Phase C Current 112 <sup>th</sup> Harmonic Magnitude; 1500+ range = +655.35% / 0%	+327.67% / -327.68%	0.01%	F7
30	163	49	Phase C Current 113 <sup>th</sup> Harmonic Magnitude; 1500+ range = +655.35% / 0%	+327.67% / -327.68%	0.01%	F7
30	163	50	Phase C Current 114 <sup>th</sup> Harmonic Magnitude; 1500+ range = +655.35% / 0%	+327.67% / -327.68%	0.01%	F7
30	163	51	Phase C Current 115 <sup>th</sup> Harmonic Magnitude; 1500+ range = +655.35% / 0%	+327.67% / -327.68%	0.01%	F7
30	163	52	Phase C Current 116 <sup>th</sup> Harmonic Magnitude; 1500+ range = +655.35% / 0%	+327.67% / -327.68%	0.01%	F7
30	163	53	Phase C Current 117 <sup>th</sup> Harmonic Magnitude; 1500+ range = +655.35% / 0%	+327.67% / -327.68%	0.01%	F7
30	163	54	Phase C Current 118 <sup>th</sup> Harmonic Magnitude; 1500+ range = +655.35% / 0%	+327.67% / -327.68%	0.01%	F7
30	163	55	Phase C Current 119 <sup>th</sup> Harmonic Magnitude; 1500+ range = +655.35% / 0%	+327.67% / -327.68%	0.01%	F7
30	163	56	Phase C Current 120 <sup>th</sup> Harmonic Magnitude; 1500+ range = +655.35% / 0%	+327.67% / -327.68%	0.01%	F7
30	163	57	Phase C Current 121 <sup>st</sup> Harmonic Magnitude; 1500+ range = +655.35% / 0%	+327.67% / -327.68%	0.01%	F7
30	163	58	Phase C Current 122 <sup>nd</sup> Harmonic Magnitude; 1500+ range = +655.35% / 0%	+327.67% / -327.68%	0.01%	F7

OBJECT	EIG LINE	EIG POINT	Description	Range	Units	Type
30	163	59	Phase C Current 123 <sup>rd</sup> Harmonic Magnitude; 1500+ range = +655.35% / 0%	+327.67% / -327.68%	0.01%	F7
30	163	60	Phase C Current 124 <sup>th</sup> Harmonic Magnitude; 1500+ range = +655.35% / 0%	+327.67% / -327.68%	0.01%	F7
30	163	61	Phase C Current 125 <sup>th</sup> Harmonic Magnitude; 1500+ range = +655.35% / 0%	+327.67% / -327.68%	0.01%	F7
30	163	62	Phase C Current 126 <sup>th</sup> Harmonic Magnitude; 1500+ range = +655.35% / 0%	+327.67% / -327.68%	0.01%	F7
30	163	63	Phase C Current 127 <sup>th</sup> Harmonic Magnitude; 1500+ range = +655.35% / 0%	+327.67% / -327.68%	0.01%	F7
30	164	0	Phase A-N / Phase A-B Voltage 0 <sup>th</sup> Harmonic Phase	+180 degree / -180 degree	0.01 degree	F6
30	164	1	Phase A-N / Phase A-B Voltage 1 <sup>st</sup> Harmonic Phase	+180 degree / -180 degree	0.01 degree	F6
30	164	2	Phase A-N / Phase A-B Voltage 2 <sup>nd</sup> Harmonic Phase	+180 degree / -180 degree	0.01 degree	F6
30	164	3	Phase A-N / Phase A-B Voltage 3 <sup>rd</sup> Harmonic Phase	+180 degree / -180 degree	0.01 degree	F6
30	164	4	Phase A-N / Phase A-B Voltage 4 <sup>th</sup> Harmonic Phase	+180 degree / -180 degree	0.01 degree	F6
30	164	5	Phase A-N / Phase A-B Voltage 5 <sup>th</sup> Harmonic Phase	+180 degree / -180 degree	0.01 degree	F6
30	164	6	Phase A-N / Phase A-B Voltage 6 <sup>th</sup> Harmonic Phase	+180 degree / -180 degree	0.01 degree	F6
30	164	7	Phase A-N / Phase A-B Voltage 7 <sup>th</sup> Harmonic Phase	+180 degree / -180 degree	0.01 degree	F6
30	165	0	Phase A-N / Phase A-B Voltage 8 <sup>th</sup> Harmonic Phase	+180 degree / -180 degree	0.01 degree	F6
30	165	1	Phase A-N / Phase A-B Voltage 9 <sup>th</sup> Harmonic Phase	+180 degree / -180 degree	0.01 degree	F6
30	165	2	Phase A-N / Phase A-B Voltage 10 <sup>th</sup> Harmonic Phase	+180 degree / -180 degree	0.01 degree	F6
30	165	3	Phase A-N / Phase A-B Voltage 11 <sup>th</sup> Harmonic Phase	+180 degree / -180 degree	0.01 degree	F6
30	165	4	Phase A-N / Phase A-B Voltage 12 <sup>th</sup> Harmonic Phase	+180 degree / -180 degree	0.01 degree	F6
30	165	5	Phase A-N / Phase A-B Voltage 13 <sup>th</sup> Harmonic Phase	+180 degree / -180 degree	0.01 degree	F6
30	165	6	Phase A-N / Phase A-B Voltage 14 <sup>th</sup> Harmonic Phase	+180 degree / -180 degree	0.01 degree	F6
30	165	7	Phase A-N / Phase A-B Voltage 15 <sup>th</sup> Harmonic Phase	+180 degree / -180 degree	0.01 degree	F6
30	166	0	Phase A-N / Phase A-B Voltage 16 <sup>th</sup> Harmonic Phase	+180 degree / -180 degree	0.01 degree	F6
30	166	1	Phase A-N / Phase A-B Voltage 17 <sup>th</sup> Harmonic Phase	+180 degree / -180 degree	0.01 degree	F6
30	166	2	Phase A-N / Phase A-B Voltage 18 <sup>th</sup> Harmonic Phase	+180 degree / -180 degree	0.01 degree	F6
30	166	3	Phase A-N / Phase A-B Voltage 19 <sup>th</sup> Harmonic Phase	+180 degree / -180 degree	0.01 degree	F6
30	166	4	Phase A-N / Phase A-B Voltage 20 <sup>th</sup> Harmonic Phase	+180 degree / -180 degree	0.01 degree	F6
30	166	5	Phase A-N / Phase A-B Voltage 21 <sup>st</sup> Harmonic Phase	+180 degree / -180 degree	0.01 degree	F6
30	166	6	Phase A-N / Phase A-B Voltage 22 <sup>nd</sup> Harmonic Phase	+180 degree / -180 degree	0.01 degree	F6
30	166	7	Phase A-N / Phase A-B Voltage 23 <sup>rd</sup> Harmonic Phase	+180 degree / -180 degree	0.01 degree	F6
30	166	8	Phase A-N / Phase A-B Voltage 24 <sup>th</sup> Harmonic Phase	+180 degree / -180 degree	0.01 degree	F6
30	166	9	Phase A-N / Phase A-B Voltage 25 <sup>th</sup> Harmonic Phase	+180 degree / -180 degree	0.01 degree	F6
30	166	10	Phase A-N / Phase A-B Voltage 26 <sup>th</sup> Harmonic Phase	+180 degree / -180 degree	0.01 degree	F6
30	166	11	Phase A-N / Phase A-B Voltage 27 <sup>th</sup> Harmonic Phase	+180 degree / -180 degree	0.01 degree	F6



OBJECT	EIG LINE	EIG POINT	Description	Range	Units	Type
30	166	12	Phase A-N / Phase A-B Voltage 28 <sup>th</sup> Harmonic Phase	+180 degree / -180 degree	0.01 degree	F6
30	166	13	Phase A-N / Phase A-B Voltage 29 <sup>th</sup> Harmonic Phase	+180 degree / -180 degree	0.01 degree	F6
30	166	14	Phase A-N / Phase A-B Voltage 30 <sup>th</sup> Harmonic Phase	+180 degree / -180 degree	0.01 degree	F6
30	166	15	Phase A-N / Phase A-B Voltage 31 <sup>st</sup> Harmonic Phase	+180 degree / -180 degree	0.01 degree	F6
30	167	0	Phase A-N / Phase A-B Voltage 32 <sup>nd</sup> Harmonic Phase	+180 degree / -180 degree	0.01 degree	F6
30	167	1	Phase A-N / Phase A-B Voltage 33 <sup>rd</sup> Harmonic Phase	+180 degree / -180 degree	0.01 degree	F6
30	167	2	Phase A-N / Phase A-B Voltage 34 <sup>th</sup> Harmonic Phase	+180 degree / -180 degree	0.01 degree	F6
30	167	3	Phase A-N / Phase A-B Voltage 35 <sup>th</sup> Harmonic Phase	+180 degree / -180 degree	0.01 degree	F6
30	167	4	Phase A-N / Phase A-B Voltage 36 <sup>th</sup> Harmonic Phase	+180 degree / -180 degree	0.01 degree	F6
30	167	5	Phase A-N / Phase A-B Voltage 37 <sup>th</sup> Harmonic Phase	+180 degree / -180 degree	0.01 degree	F6
30	167	6	Phase A-N / Phase A-B Voltage 38 <sup>th</sup> Harmonic Phase	+180 degree / -180 degree	0.01 degree	F6
30	167	7	Phase A-N / Phase A-B Voltage 39 <sup>th</sup> Harmonic Phase	+180 degree / -180 degree	0.01 degree	F6
30	167	8	Phase A-N / Phase A-B Voltage 40 <sup>th</sup> Harmonic Phase	+180 degree / -180 degree	0.01 degree	F6
30	167	9	Phase A-N / Phase A-B Voltage 41 <sup>st</sup> Harmonic Phase	+180 degree / -180 degree	0.01 degree	F6
30	167	10	Phase A-N / Phase A-B Voltage 42 <sup>nd</sup> Harmonic Phase	+180 degree / -180 degree	0.01 degree	F6
30	167	11	Phase A-N / Phase A-B Voltage 43 <sup>rd</sup> Harmonic Phase	+180 degree / -180 degree	0.01 degree	F6
30	167	12	Phase A-N / Phase A-B Voltage 44 <sup>th</sup> Harmonic Phase	+180 degree / -180 degree	0.01 degree	F6
30	167	13	Phase A-N / Phase A-B Voltage 45 <sup>th</sup> Harmonic Phase	+180 degree / -180 degree	0.01 degree	F6
30	167	14	Phase A-N / Phase A-B Voltage 46 <sup>th</sup> Harmonic Phase	+180 degree / -180 degree	0.01 degree	F6
30	167	15	Phase A-N / Phase A-B Voltage 47 <sup>th</sup> Harmonic Phase	+180 degree / -180 degree	0.01 degree	F6
30	167	16	Phase A-N / Phase A-B Voltage 48 <sup>th</sup> Harmonic Phase	+180 degree / -180 degree	0.01 degree	F6
30	167	17	Phase A-N / Phase A-B Voltage 49 <sup>th</sup> Harmonic Phase	+180 degree / -180 degree	0.01 degree	F6
30	167	18	Phase A-N / Phase A-B Voltage 50 <sup>th</sup> Harmonic Phase	+180 degree / -180 degree	0.01 degree	F6
30	167	19	Phase A-N / Phase A-B Voltage 51 <sup>st</sup> Harmonic Phase	+180 degree / -180 degree	0.01 degree	F6
30	167	20	Phase A-N / Phase A-B Voltage 52 <sup>nd</sup> Harmonic Phase	+180 degree / -180 degree	0.01 degree	F6
30	167	21	Phase A-N / Phase A-B Voltage 53 <sup>rd</sup> Harmonic Phase	+180 degree / -180 degree	0.01 degree	F6
30	167	22	Phase A-N / Phase A-B Voltage 54 <sup>th</sup> Harmonic Phase	+180 degree / -180 degree	0.01 degree	F6
30	167	23	Phase A-N / Phase A-B Voltage 55 <sup>th</sup> Harmonic Phase	+180 degree / -180 degree	0.01 degree	F6
30	167	24	Phase A-N / Phase A-B Voltage 56 <sup>th</sup> Harmonic Phase	+180 degree / -180 degree	0.01 degree	F6
30	167	25	Phase A-N / Phase A-B Voltage 57 <sup>th</sup> Harmonic Phase	+180 degree / -180 degree	0.01 degree	F6
30	167	26	Phase A-N / Phase A-B Voltage 58 <sup>th</sup> Harmonic Phase	+180 degree / -180 degree	0.01 degree	F6
30	167	27	Phase A-N / Phase A-B Voltage 59 <sup>th</sup> Harmonic Phase	+180 degree / -180 degree	0.01 degree	F6
30	167	28	Phase A-N / Phase A-B Voltage 60 <sup>th</sup> Harmonic Phase	+180 degree / -180 degree	0.01 degree	F6

OBJECT	EIG LINE	EIG POINT	Description	Range	Units	Type
30	167	29	Phase A-N / Phase A-B Voltage 61 <sup>st</sup> Harmonic Phase	+180 degree / -180 degree	0.01 degree	F6
30	167	30	Phase A-N / Phase A-B Voltage 62 <sup>nd</sup> Harmonic Phase	+180 degree / -180 degree	0.01 degree	F6
30	167	31	Phase A-N / Phase A-B Voltage 63 <sup>rd</sup> Harmonic Phase	+180 degree / -180 degree	0.01 degree	F6
30	168	0	Phase A-N / Phase A-B Voltage 64 <sup>th</sup> Harmonic Phase	+180 degree / -180 degree	0.01 degree	F6
30	168	1	Phase A-N / Phase A-B Voltage 65 <sup>th</sup> Harmonic Phase	+180 degree / -180 degree	0.01 degree	F6
30	168	2	Phase A-N / Phase A-B Voltage 66 <sup>th</sup> Harmonic Phase	+180 degree / -180 degree	0.01 degree	F6
30	168	3	Phase A-N / Phase A-B Voltage 67 <sup>th</sup> Harmonic Phase	+180 degree / -180 degree	0.01 degree	F6
30	168	4	Phase A-N / Phase A-B Voltage 68 <sup>th</sup> Harmonic Phase	+180 degree / -180 degree	0.01 degree	F6
30	168	5	Phase A-N / Phase A-B Voltage 69 <sup>th</sup> Harmonic Phase	+180 degree / -180 degree	0.01 degree	F6
30	168	6	Phase A-N / Phase A-B Voltage 70 <sup>th</sup> Harmonic Phase	+180 degree / -180 degree	0.01 degree	F6
30	168	7	Phase A-N / Phase A-B Voltage 71 <sup>st</sup> Harmonic Phase	+180 degree / -180 degree	0.01 degree	F6
30	168	8	Phase A-N / Phase A-B Voltage 72 <sup>nd</sup> Harmonic Phase	+180 degree / -180 degree	0.01 degree	F6
30	168	9	Phase A-N / Phase A-B Voltage 73 <sup>rd</sup> Harmonic Phase	+180 degree / -180 degree	0.01 degree	F6
30	168	10	Phase A-N / Phase A-B Voltage 74 <sup>th</sup> Harmonic Phase	+180 degree / -180 degree	0.01 degree	F6
30	168	11	Phase A-N / Phase A-B Voltage 75 <sup>th</sup> Harmonic Phase	+180 degree / -180 degree	0.01 degree	F6
30	168	12	Phase A-N / Phase A-B Voltage 76 <sup>th</sup> Harmonic Phase	+180 degree / -180 degree	0.01 degree	F6
30	168	13	Phase A-N / Phase A-B Voltage 77 <sup>th</sup> Harmonic Phase	+180 degree / -180 degree	0.01 degree	F6
30	168	14	Phase A-N / Phase A-B Voltage 78 <sup>th</sup> Harmonic Phase	+180 degree / -180 degree	0.01 degree	F6
30	168	15	Phase A-N / Phase A-B Voltage 79 <sup>th</sup> Harmonic Phase	+180 degree / -180 degree	0.01 degree	F6
30	168	16	Phase A-N / Phase A-B Voltage 80 <sup>th</sup> Harmonic Phase	+180 degree / -180 degree	0.01 degree	F6
30	168	17	Phase A-N / Phase A-B Voltage 81 <sup>st</sup> Harmonic Phase	+180 degree / -180 degree	0.01 degree	F6
30	168	18	Phase A-N / Phase A-B Voltage 82 <sup>nd</sup> Harmonic Phase	+180 degree / -180 degree	0.01 degree	F6
30	168	19	Phase A-N / Phase A-B Voltage 83 <sup>rd</sup> Harmonic Phase	+180 degree / -180 degree	0.01 degree	F6
30	168	20	Phase A-N / Phase A-B Voltage 84 <sup>th</sup> Harmonic Phase	+180 degree / -180 degree	0.01 degree	F6
30	168	21	Phase A-N / Phase A-B Voltage 85 <sup>th</sup> Harmonic Phase	+180 degree / -180 degree	0.01 degree	F6
30	168	22	Phase A-N / Phase A-B Voltage 86 <sup>th</sup> Harmonic Phase	+180 degree / -180 degree	0.01 degree	F6
30	168	23	Phase A-N / Phase A-B Voltage 87 <sup>th</sup> Harmonic Phase	+180 degree / -180 degree	0.01 degree	F6
30	168	24	Phase A-N / Phase A-B Voltage 88 <sup>th</sup> Harmonic Phase	+180 degree / -180 degree	0.01 degree	F6
30	168	25	Phase A-N / Phase A-B Voltage 89 <sup>th</sup> Harmonic Phase	+180 degree / -180 degree	0.01 degree	F6
30	168	26	Phase A-N / Phase A-B Voltage 90 <sup>th</sup> Harmonic Phase	+180 degree / -180 degree	0.01 degree	F6
30	168	27	Phase A-N / Phase A-B Voltage 91 <sup>st</sup> Harmonic Phase	+180 degree / -180 degree	0.01 degree	F6
30	168	28	Phase A-N / Phase A-B Voltage 92 <sup>nd</sup> Harmonic Phase	+180 degree / -180 degree	0.01 degree	F6
30	168	29	Phase A-N / Phase A-B Voltage 93 <sup>rd</sup> Harmonic Phase	+180 degree / -180 degree	0.01 degree	F6

OBJECT	EIG LINE	EIG POINT	Description	Range	Units	Type
30	168	30	Phase A-N / Phase A-B Voltage 94 <sup>th</sup> Harmonic Phase	+180 degree / -180 degree	0.01 degree	F6
30	168	31	Phase A-N / Phase A-B Voltage 95 <sup>th</sup> Harmonic Phase	+180 degree / -180 degree	0.01 degree	F6
30	168	32	Phase A-N / Phase A-B Voltage 96 <sup>th</sup> Harmonic Phase	+180 degree / -180 degree	0.01 degree	F6
30	168	33	Phase A-N / Phase A-B Voltage 97 <sup>th</sup> Harmonic Phase	+180 degree / -180 degree	0.01 degree	F6
30	168	34	Phase A-N / Phase A-B Voltage 98 <sup>th</sup> Harmonic Phase	+180 degree / -180 degree	0.01 degree	F6
30	168	35	Phase A-N / Phase A-B Voltage 99 <sup>th</sup> Harmonic Phase	+180 degree / -180 degree	0.01 degree	F6
30	168	36	Phase A-N / Phase A-B Voltage 100 <sup>th</sup> Harmonic Phase	+180 degree / -180 degree	0.01 degree	F6
30	168	37	Phase A-N / Phase A-B Voltage 101 <sup>st</sup> Harmonic Phase	+180 degree / -180 degree	0.01 degree	F6
30	168	38	Phase A-N / Phase A-B Voltage 102 <sup>nd</sup> Harmonic Phase	+180 degree / -180 degree	0.01 degree	F6
30	168	39	Phase A-N / Phase A-B Voltage 103 <sup>rd</sup> Harmonic Phase	+180 degree / -180 degree	0.01 degree	F6
30	168	40	Phase A-N / Phase A-B Voltage 104 <sup>th</sup> Harmonic Phase	+180 degree / -180 degree	0.01 degree	F6
30	168	41	Phase A-N / Phase A-B Voltage 105 <sup>th</sup> Harmonic Phase	+180 degree / -180 degree	0.01 degree	F6
30	168	42	Phase A-N / Phase A-B Voltage 106 <sup>th</sup> Harmonic Phase	+180 degree / -180 degree	0.01 degree	F6
30	168	43	Phase A-N / Phase A-B Voltage 107 <sup>th</sup> Harmonic Phase	+180 degree / -180 degree	0.01 degree	F6
30	168	44	Phase A-N / Phase A-B Voltage 108 <sup>th</sup> Harmonic Phase	+180 degree / -180 degree	0.01 degree	F6
30	168	45	Phase A-N / Phase A-B Voltage 109 <sup>th</sup> Harmonic Phase	+180 degree / -180 degree	0.01 degree	F6
30	168	46	Phase A-N / Phase A-B Voltage 110 <sup>th</sup> Harmonic Phase	+180 degree / -180 degree	0.01 degree	F6
30	168	47	Phase A-N / Phase A-B Voltage 111 <sup>th</sup> Harmonic Phase	+180 degree / -180 degree	0.01 degree	F6
30	168	48	Phase A-N / Phase A-B Voltage 112 <sup>th</sup> Harmonic Phase	+180 degree / -180 degree	0.01 degree	F6
30	168	49	Phase A-N / Phase A-B Voltage 113 <sup>th</sup> Harmonic Phase	+180 degree / -180 degree	0.01 degree	F6
30	168	50	Phase A-N / Phase A-B Voltage 114 <sup>th</sup> Harmonic Phase	+180 degree / -180 degree	0.01 degree	F6
30	168	51	Phase A-N / Phase A-B Voltage 115 <sup>th</sup> Harmonic Phase	+180 degree / -180 degree	0.01 degree	F6
30	168	52	Phase A-N / Phase A-B Voltage 116 <sup>th</sup> Harmonic Phase	+180 degree / -180 degree	0.01 degree	F6
30	168	53	Phase A-N / Phase A-B Voltage 117 <sup>th</sup> Harmonic Phase	+180 degree / -180 degree	0.01 degree	F6
30	168	54	Phase A-N / Phase A-B Voltage 118 <sup>th</sup> Harmonic Phase	+180 degree / -180 degree	0.01 degree	F6
30	168	55	Phase A-N / Phase A-B Voltage 119 <sup>th</sup> Harmonic Phase	+180 degree / -180 degree	0.01 degree	F6
30	168	56	Phase A-N / Phase A-B Voltage 120 <sup>th</sup> Harmonic Phase	+180 degree / -180 degree	0.01 degree	F6
30	168	57	Phase A-N / Phase A-B Voltage 121 <sup>st</sup> Harmonic Phase	+180 degree / -180 degree	0.01 degree	F6
30	168	58	Phase A-N / Phase A-B Voltage 122 <sup>nd</sup> Harmonic Phase	+180 degree / -180 degree	0.01 degree	F6
30	168	59	Phase A-N / Phase A-B Voltage 123 <sup>rd</sup> Harmonic Phase	+180 degree / -180 degree	0.01 degree	F6
30	168	60	Phase A-N / Phase A-B Voltage 124 <sup>th</sup> Harmonic Phase	+180 degree / -180 degree	0.01 degree	F6
30	168	61	Phase A-N / Phase A-B Voltage 125 <sup>th</sup> Harmonic Phase	+180 degree / -180 degree	0.01 degree	F6
30	168	62	Phase A-N / Phase A-B Voltage 126 <sup>th</sup> Harmonic Phase	+180 degree / -180 degree	0.01 degree	F6

OBJECT	EIG LINE	EIG POINT	Description	Range	Units	Type
30	168	63	Phase A-N / Phase A-B Voltage 127 <sup>th</sup> Harmonic Phase	+180 degree / -180 degree	0.01 degree	F6
30	169	0	Phase B-N / Phase B-C Voltage 0 <sup>th</sup> Harmonic Phase	+180 degree / -180 degree	0.01 degree	F6
30	169	1	Phase B-N / Phase B-C Voltage 1 <sup>st</sup> Harmonic Phase	+180 degree / -180 degree	0.01 degree	F6
30	169	2	Phase B-N / Phase B-C Voltage 2 <sup>nd</sup> Harmonic Phase	+180 degree / -180 degree	0.01 degree	F6
30	169	3	Phase B-N / Phase B-C Voltage 3 <sup>rd</sup> Harmonic Phase	+180 degree / -180 degree	0.01 degree	F6
30	169	4	Phase B-N / Phase B-C Voltage 4 <sup>th</sup> Harmonic Phase	+180 degree / -180 degree	0.01 degree	F6
30	169	5	Phase B-N / Phase B-C Voltage 5 <sup>th</sup> Harmonic Phase	+180 degree / -180 degree	0.01 degree	F6
30	169	6	Phase B-N / Phase B-C Voltage 6 <sup>th</sup> Harmonic Phase	+180 degree / -180 degree	0.01 degree	F6
30	169	7	Phase B-N / Phase B-C Voltage 7 <sup>th</sup> Harmonic Phase	+180 degree / -180 degree	0.01 degree	F6
30	170	0	Phase B-N / Phase B-C Voltage 8 <sup>th</sup> Harmonic Phase	+180 degree / -180 degree	0.01 degree	F6
30	170	1	Phase B-N / Phase B-C Voltage 9 <sup>th</sup> Harmonic Phase	+180 degree / -180 degree	0.01 degree	F6
30	170	2	Phase B-N / Phase B-C Voltage 10 <sup>th</sup> Harmonic Phase	+180 degree / -180 degree	0.01 degree	F6
30	170	3	Phase B-N / Phase B-C Voltage 11 <sup>th</sup> Harmonic Phase	+180 degree / -180 degree	0.01 degree	F6
30	170	4	Phase B-N / Phase B-C Voltage 12 <sup>th</sup> Harmonic Phase	+180 degree / -180 degree	0.01 degree	F6
30	170	5	Phase B-N / Phase B-C Voltage 13 <sup>th</sup> Harmonic Phase	+180 degree / -180 degree	0.01 degree	F6
30	170	6	Phase B-N / Phase B-C Voltage 14 <sup>th</sup> Harmonic Phase	+180 degree / -180 degree	0.01 degree	F6
30	170	7	Phase B-N / Phase B-C Voltage 15 <sup>th</sup> Harmonic Phase	+180 degree / -180 degree	0.01 degree	F6
30	171	0	Phase B-N / Phase B-C Voltage 16 <sup>th</sup> Harmonic Phase	+180 degree / -180 degree	0.01 degree	F6
30	171	1	Phase B-N / Phase B-C Voltage 17 <sup>th</sup> Harmonic Phase	+180 degree / -180 degree	0.01 degree	F6
30	171	2	Phase B-N / Phase B-C Voltage 18 <sup>th</sup> Harmonic Phase	+180 degree / -180 degree	0.01 degree	F6
30	171	3	Phase B-N / Phase B-C Voltage 19 <sup>th</sup> Harmonic Phase	+180 degree / -180 degree	0.01 degree	F6
30	171	4	Phase B-N / Phase B-C Voltage 20 <sup>th</sup> Harmonic Phase	+180 degree / -180 degree	0.01 degree	F6
30	171	5	Phase B-N / Phase B-C Voltage 21 <sup>st</sup> Harmonic Phase	+180 degree / -180 degree	0.01 degree	F6
30	171	6	Phase B-N / Phase B-C Voltage 22 <sup>nd</sup> Harmonic Phase	+180 degree / -180 degree	0.01 degree	F6
30	171	7	Phase B-N / Phase B-C Voltage 23 <sup>rd</sup> Harmonic Phase	+180 degree / -180 degree	0.01 degree	F6
30	171	8	Phase B-N / Phase B-C Voltage 24 <sup>th</sup> Harmonic Phase	+180 degree / -180 degree	0.01 degree	F6
30	171	9	Phase B-N / Phase B-C Voltage 25 <sup>th</sup> Harmonic Phase	+180 degree / -180 degree	0.01 degree	F6
30	171	10	Phase B-N / Phase B-C Voltage 26 <sup>th</sup> Harmonic Phase	+180 degree / -180 degree	0.01 degree	F6
30	171	11	Phase B-N / Phase B-C Voltage 27 <sup>th</sup> Harmonic Phase	+180 degree / -180 degree	0.01 degree	F6
30	171	12	Phase B-N / Phase B-C Voltage 28 <sup>th</sup> Harmonic Phase	+180 degree / -180 degree	0.01 degree	F6
30	171	13	Phase B-N / Phase B-C Voltage 29 <sup>th</sup> Harmonic Phase	+180 degree / -180 degree	0.01 degree	F6
30	171	14	Phase B-N / Phase B-C Voltage 30 <sup>th</sup> Harmonic Phase	+180 degree / -180 degree	0.01 degree	F6
30	171	15	Phase B-N / Phase B-C Voltage 31 <sup>st</sup> Harmonic Phase	+180 degree / -180 degree	0.01 degree	F6

OBJECT	EIG LINE	EIG POINT	Description	Range	Units	Type
30	172	0	Phase B-N / Phase B-C Voltage 32 <sup>nd</sup> Harmonic Phase	+180 degree / -180 degree	0.01 degree	F6
30	172	1	Phase B-N / Phase B-C Voltage 33 <sup>rd</sup> Harmonic Phase	+180 degree / -180 degree	0.01 degree	F6
30	172	2	Phase B-N / Phase B-C Voltage 34 <sup>th</sup> Harmonic Phase	+180 degree / -180 degree	0.01 degree	F6
30	172	3	Phase B-N / Phase B-C Voltage 35 <sup>th</sup> Harmonic Phase	+180 degree / -180 degree	0.01 degree	F6
30	172	4	Phase B-N / Phase B-C Voltage 36 <sup>th</sup> Harmonic Phase	+180 degree / -180 degree	0.01 degree	F6
30	172	5	Phase B-N / Phase B-C Voltage 37 <sup>th</sup> Harmonic Phase	+180 degree / -180 degree	0.01 degree	F6
30	172	6	Phase B-N / Phase B-C Voltage 38 <sup>th</sup> Harmonic Phase	+180 degree / -180 degree	0.01 degree	F6
30	172	7	Phase B-N / Phase B-C Voltage 39 <sup>th</sup> Harmonic Phase	+180 degree / -180 degree	0.01 degree	F6
30	172	8	Phase B-N / Phase B-C Voltage 40 <sup>th</sup> Harmonic Phase	+180 degree / -180 degree	0.01 degree	F6
30	172	9	Phase B-N / Phase B-C Voltage 41 <sup>st</sup> Harmonic Phase	+180 degree / -180 degree	0.01 degree	F6
30	172	10	Phase B-N / Phase B-C Voltage 42 <sup>nd</sup> Harmonic Phase	+180 degree / -180 degree	0.01 degree	F6
30	172	11	Phase B-N / Phase B-C Voltage 43 <sup>rd</sup> Harmonic Phase	+180 degree / -180 degree	0.01 degree	F6
30	172	12	Phase B-N / Phase B-C Voltage 44 <sup>th</sup> Harmonic Phase	+180 degree / -180 degree	0.01 degree	F6
30	172	13	Phase B-N / Phase B-C Voltage 45 <sup>th</sup> Harmonic Phase	+180 degree / -180 degree	0.01 degree	F6
30	172	14	Phase B-N / Phase B-C Voltage 46 <sup>th</sup> Harmonic Phase	+180 degree / -180 degree	0.01 degree	F6
30	172	15	Phase B-N / Phase B-C Voltage 47 <sup>th</sup> Harmonic Phase	+180 degree / -180 degree	0.01 degree	F6
30	172	16	Phase B-N / Phase B-C Voltage 48 <sup>th</sup> Harmonic Phase	+180 degree / -180 degree	0.01 degree	F6
30	172	17	Phase B-N / Phase B-C Voltage 49 <sup>th</sup> Harmonic Phase	+180 degree / -180 degree	0.01 degree	F6
30	172	18	Phase B-N / Phase B-C Voltage 50 <sup>th</sup> Harmonic Phase	+180 degree / -180 degree	0.01 degree	F6
30	172	19	Phase B-N / Phase B-C Voltage 51 <sup>st</sup> Harmonic Phase	+180 degree / -180 degree	0.01 degree	F6
30	172	20	Phase B-N / Phase B-C Voltage 52 <sup>nd</sup> Harmonic Phase	+180 degree / -180 degree	0.01 degree	F6
30	172	21	Phase B-N / Phase B-C Voltage 53 <sup>rd</sup> Harmonic Phase	+180 degree / -180 degree	0.01 degree	F6
30	172	22	Phase B-N / Phase B-C Voltage 54 <sup>th</sup> Harmonic Phase	+180 degree / -180 degree	0.01 degree	F6
30	172	23	Phase B-N / Phase B-C Voltage 55 <sup>th</sup> Harmonic Phase	+180 degree / -180 degree	0.01 degree	F6
30	172	24	Phase B-N / Phase B-C Voltage 56 <sup>th</sup> Harmonic Phase	+180 degree / -180 degree	0.01 degree	F6
30	172	25	Phase B-N / Phase B-C Voltage 57 <sup>th</sup> Harmonic Phase	+180 degree / -180 degree	0.01 degree	F6
30	172	26	Phase B-N / Phase B-C Voltage 58 <sup>th</sup> Harmonic Phase	+180 degree / -180 degree	0.01 degree	F6
30	172	27	Phase B-N / Phase B-C Voltage 59 <sup>th</sup> Harmonic Phase	+180 degree / -180 degree	0.01 degree	F6
30	172	28	Phase B-N / Phase B-C Voltage 60 <sup>th</sup> Harmonic Phase	+180 degree / -180 degree	0.01 degree	F6
30	172	29	Phase B-N / Phase B-C Voltage 61 <sup>st</sup> Harmonic Phase	+180 degree / -180 degree	0.01 degree	F6
30	172	30	Phase B-N / Phase B-C Voltage 62 <sup>nd</sup> Harmonic Phase	+180 degree / -180 degree	0.01 degree	F6
30	172	31	Phase B-N / Phase B-C Voltage 63 <sup>rd</sup> Harmonic Phase	+180 degree / -180 degree	0.01 degree	F6
30	173	0	Phase B-N / Phase B-C Voltage 64 <sup>th</sup> Harmonic Phase	+180 degree / -180 degree	0.01 degree	F6

OBJECT	EIG LINE	EIG POINT	Description	Range	Units	Type
30	173	1	Phase B-N / Phase B-C Voltage 65 <sup>th</sup> Harmonic Phase	+180 degree / -180 degree	0.01 degree	F6
30	173	2	Phase B-N / Phase B-C Voltage 66 <sup>th</sup> Harmonic Phase	+180 degree / -180 degree	0.01 degree	F6
30	173	3	Phase B-N / Phase B-C Voltage 67 <sup>th</sup> Harmonic Phase	+180 degree / -180 degree	0.01 degree	F6
30	173	4	Phase B-N / Phase B-C Voltage 68 <sup>th</sup> Harmonic Phase	+180 degree / -180 degree	0.01 degree	F6
30	173	5	Phase B-N / Phase B-C Voltage 69 <sup>th</sup> Harmonic Phase	+180 degree / -180 degree	0.01 degree	F6
30	173	6	Phase B-N / Phase B-C Voltage 70 <sup>th</sup> Harmonic Phase	+180 degree / -180 degree	0.01 degree	F6
30	173	7	Phase B-N / Phase B-C Voltage 71 <sup>st</sup> Harmonic Phase	+180 degree / -180 degree	0.01 degree	F6
30	173	8	Phase B-N / Phase B-C Voltage 72 <sup>nd</sup> Harmonic Phase	+180 degree / -180 degree	0.01 degree	F6
30	173	9	Phase B-N / Phase B-C Voltage 73 <sup>rd</sup> Harmonic Phase	+180 degree / -180 degree	0.01 degree	F6
30	173	10	Phase B-N / Phase B-C Voltage 74 <sup>th</sup> Harmonic Phase	+180 degree / -180 degree	0.01 degree	F6
30	173	11	Phase B-N / Phase B-C Voltage 75 <sup>th</sup> Harmonic Phase	+180 degree / -180 degree	0.01 degree	F6
30	173	12	Phase B-N / Phase B-C Voltage 76 <sup>th</sup> Harmonic Phase	+180 degree / -180 degree	0.01 degree	F6
30	173	13	Phase B-N / Phase B-C Voltage 77 <sup>th</sup> Harmonic Phase	+180 degree / -180 degree	0.01 degree	F6
30	173	14	Phase B-N / Phase B-C Voltage 78 <sup>th</sup> Harmonic Phase	+180 degree / -180 degree	0.01 degree	F6
30	173	15	Phase B-N / Phase B-C Voltage 79 <sup>th</sup> Harmonic Phase	+180 degree / -180 degree	0.01 degree	F6
30	173	16	Phase B-N / Phase B-C Voltage 80 <sup>th</sup> Harmonic Phase	+180 degree / -180 degree	0.01 degree	F6
30	173	17	Phase B-N / Phase B-C Voltage 81 <sup>st</sup> Harmonic Phase	+180 degree / -180 degree	0.01 degree	F6
30	173	18	Phase B-N / Phase B-C Voltage 82 <sup>nd</sup> Harmonic Phase	+180 degree / -180 degree	0.01 degree	F6
30	173	19	Phase B-N / Phase B-C Voltage 83 <sup>rd</sup> Harmonic Phase	+180 degree / -180 degree	0.01 degree	F6
30	173	20	Phase B-N / Phase B-C Voltage 84 <sup>th</sup> Harmonic Phase	+180 degree / -180 degree	0.01 degree	F6
30	173	21	Phase B-N / Phase B-C Voltage 85 <sup>th</sup> Harmonic Phase	+180 degree / -180 degree	0.01 degree	F6
30	173	22	Phase B-N / Phase B-C Voltage 86 <sup>th</sup> Harmonic Phase	+180 degree / -180 degree	0.01 degree	F6
30	173	23	Phase B-N / Phase B-C Voltage 87 <sup>th</sup> Harmonic Phase	+180 degree / -180 degree	0.01 degree	F6
30	173	24	Phase B-N / Phase B-C Voltage 88 <sup>th</sup> Harmonic Phase	+180 degree / -180 degree	0.01 degree	F6
30	173	25	Phase B-N / Phase B-C Voltage 89 <sup>th</sup> Harmonic Phase	+180 degree / -180 degree	0.01 degree	F6
30	173	26	Phase B-N / Phase B-C Voltage 90 <sup>th</sup> Harmonic Phase	+180 degree / -180 degree	0.01 degree	F6
30	173	27	Phase B-N / Phase B-C Voltage 91 <sup>st</sup> Harmonic Phase	+180 degree / -180 degree	0.01 degree	F6
30	173	28	Phase B-N / Phase B-C Voltage 92 <sup>nd</sup> Harmonic Phase	+180 degree / -180 degree	0.01 degree	F6
30	173	29	Phase B-N / Phase B-C Voltage 93 <sup>rd</sup> Harmonic Phase	+180 degree / -180 degree	0.01 degree	F6
30	173	30	Phase B-N / Phase B-C Voltage 94 <sup>th</sup> Harmonic Phase	+180 degree / -180 degree	0.01 degree	F6
30	173	31	Phase B-N / Phase B-C Voltage 95 <sup>th</sup> Harmonic Phase	+180 degree / -180 degree	0.01 degree	F6
30	173	32	Phase B-N / Phase B-C Voltage 96 <sup>th</sup> Harmonic Phase	+180 degree / -180 degree	0.01 degree	F6
30	173	33	Phase B-N / Phase B-C Voltage 97 <sup>th</sup> Harmonic Phase	+180 degree / -180 degree	0.01 degree	F6

OBJECT	EIG LINE	EIG POINT	Description	Range	Units	Type
30	173	34	Phase B-N / Phase B-C Voltage 98 <sup>th</sup> Harmonic Phase	+180 degree / -180 degree	0.01 degree	F6
30	173	35	Phase B-N / Phase B-C Voltage 99 <sup>th</sup> Harmonic Phase	+180 degree / -180 degree	0.01 degree	F6
30	173	36	Phase B-N / Phase B-C Voltage 100 <sup>th</sup> Harmonic Phase	+180 degree / -180 degree	0.01 degree	F6
30	173	37	Phase B-N / Phase B-C Voltage 101 <sup>st</sup> Harmonic Phase	+180 degree / -180 degree	0.01 degree	F6
30	173	38	Phase B-N / Phase B-C Voltage 102 <sup>nd</sup> Harmonic Phase	+180 degree / -180 degree	0.01 degree	F6
30	173	39	Phase B-N / Phase B-C Voltage 103 <sup>rd</sup> Harmonic Phase	+180 degree / -180 degree	0.01 degree	F6
30	173	40	Phase B-N / Phase B-C Voltage 104 <sup>th</sup> Harmonic Phase	+180 degree / -180 degree	0.01 degree	F6
30	173	41	Phase B-N / Phase B-C Voltage 105 <sup>th</sup> Harmonic Phase	+180 degree / -180 degree	0.01 degree	F6
30	173	42	Phase B-N / Phase B-C Voltage 106 <sup>th</sup> Harmonic Phase	+180 degree / -180 degree	0.01 degree	F6
30	173	43	Phase B-N / Phase B-C Voltage 107 <sup>th</sup> Harmonic Phase	+180 degree / -180 degree	0.01 degree	F6
30	173	44	Phase B-N / Phase B-C Voltage 108 <sup>th</sup> Harmonic Phase	+180 degree / -180 degree	0.01 degree	F6
30	173	45	Phase B-N / Phase B-C Voltage 109 <sup>th</sup> Harmonic Phase	+180 degree / -180 degree	0.01 degree	F6
30	173	46	Phase B-N / Phase B-C Voltage 110 <sup>th</sup> Harmonic Phase	+180 degree / -180 degree	0.01 degree	F6
30	173	47	Phase B-N / Phase B-C Voltage 111 <sup>th</sup> Harmonic Phase	+180 degree / -180 degree	0.01 degree	F6
30	173	48	Phase B-N / Phase B-C Voltage 112 <sup>th</sup> Harmonic Phase	+180 degree / -180 degree	0.01 degree	F6
30	173	49	Phase B-N / Phase B-C Voltage 113 <sup>th</sup> Harmonic Phase	+180 degree / -180 degree	0.01 degree	F6
30	173	50	Phase B-N / Phase B-C Voltage 114 <sup>th</sup> Harmonic Phase	+180 degree / -180 degree	0.01 degree	F6
30	173	51	Phase B-N / Phase B-C Voltage 115 <sup>th</sup> Harmonic Phase	+180 degree / -180 degree	0.01 degree	F6
30	173	52	Phase B-N / Phase B-C Voltage 116 <sup>th</sup> Harmonic Phase	+180 degree / -180 degree	0.01 degree	F6
30	173	53	Phase B-N / Phase B-C Voltage 117 <sup>th</sup> Harmonic Phase	+180 degree / -180 degree	0.01 degree	F6
30	173	54	Phase B-N / Phase B-C Voltage 118 <sup>th</sup> Harmonic Phase	+180 degree / -180 degree	0.01 degree	F6
30	173	55	Phase B-N / Phase B-C Voltage 119 <sup>th</sup> Harmonic Phase	+180 degree / -180 degree	0.01 degree	F6
30	173	56	Phase B-N / Phase B-C Voltage 120 <sup>th</sup> Harmonic Phase	+180 degree / -180 degree	0.01 degree	F6
30	173	57	Phase B-N / Phase B-C Voltage 121 <sup>st</sup> Harmonic Phase	+180 degree / -180 degree	0.01 degree	F6
30	173	58	Phase B-N / Phase B-C Voltage 122 <sup>nd</sup> Harmonic Phase	+180 degree / -180 degree	0.01 degree	F6
30	173	59	Phase B-N / Phase B-C Voltage 123 <sup>rd</sup> Harmonic Phase	+180 degree / -180 degree	0.01 degree	F6
30	173	60	Phase B-N / Phase B-C Voltage 124 <sup>th</sup> Harmonic Phase	+180 degree / -180 degree	0.01 degree	F6
30	173	61	Phase B-N / Phase B-C Voltage 125 <sup>th</sup> Harmonic Phase	+180 degree / -180 degree	0.01 degree	F6
30	173	62	Phase B-N / Phase B-C Voltage 126 <sup>th</sup> Harmonic Phase	+180 degree / -180 degree	0.01 degree	F6
30	173	63	Phase B-N / Phase B-C Voltage 127 <sup>th</sup> Harmonic Phase	+180 degree / -180 degree	0.01 degree	F6
30	174	0	Phase C-N / Phase C-A Voltage 0 <sup>th</sup> Harmonic Phase	+180 degree / -180 degree	0.01 degree	F6
30	174	1	Phase C-N / Phase C-A Voltage 1 <sup>st</sup> Harmonic Phase	+180 degree / -180 degree	0.01 degree	F6
30	174	2	Phase C-N / Phase C-A Voltage 2 <sup>nd</sup> Harmonic Phase	+180 degree / -180 degree	0.01 degree	F6

OBJECT	EIG LINE	EIG POINT	Description	Range	Units	Type
30	174	3	Phase C-N / Phase C-A Voltage 3 <sup>rd</sup> Harmonic Phase	+180 degree / -180 degree	0.01 degree	F6
30	174	4	Phase C-N / Phase C-A Voltage 4 <sup>th</sup> Harmonic Phase	+180 degree / -180 degree	0.01 degree	F6
30	174	5	Phase C-N / Phase C-A Voltage 5 <sup>th</sup> Harmonic Phase	+180 degree / -180 degree	0.01 degree	F6
30	174	6	Phase C-N / Phase C-A Voltage 6 <sup>th</sup> Harmonic Phase	+180 degree / -180 degree	0.01 degree	F6
30	174	7	Phase C-N / Phase C-A Voltage 7 <sup>th</sup> Harmonic Phase	+180 degree / -180 degree	0.01 degree	F6
30	175	0	Phase C-N / Phase C-A Voltage 8 <sup>th</sup> Harmonic Phase	+180 degree / -180 degree	0.01 degree	F6
30	175	1	Phase C-N / Phase C-A Voltage 9 <sup>th</sup> Harmonic Phase	+180 degree / -180 degree	0.01 degree	F6
30	175	2	Phase C-N / Phase C-A Voltage 10 <sup>th</sup> Harmonic Phase	+180 degree / -180 degree	0.01 degree	F6
30	175	3	Phase C-N / Phase C-A Voltage 11 <sup>th</sup> Harmonic Phase	+180 degree / -180 degree	0.01 degree	F6
30	175	4	Phase C-N / Phase C-A Voltage 12 <sup>th</sup> Harmonic Phase	+180 degree / -180 degree	0.01 degree	F6
30	175	5	Phase C-N / Phase C-A Voltage 13 <sup>th</sup> Harmonic Phase	+180 degree / -180 degree	0.01 degree	F6
30	175	6	Phase C-N / Phase C-A Voltage 14 <sup>th</sup> Harmonic Phase	+180 degree / -180 degree	0.01 degree	F6
30	175	7	Phase C-N / Phase C-A Voltage 15 <sup>th</sup> Harmonic Phase	+180 degree / -180 degree	0.01 degree	F6
30	176	0	Phase C-N / Phase C-A Voltage 16 <sup>th</sup> Harmonic Phase	+180 degree / -180 degree	0.01 degree	F6
30	176	1	Phase C-N / Phase C-A Voltage 17 <sup>th</sup> Harmonic Phase	+180 degree / -180 degree	0.01 degree	F6
30	176	2	Phase C-N / Phase C-A Voltage 18 <sup>th</sup> Harmonic Phase	+180 degree / -180 degree	0.01 degree	F6
30	176	3	Phase C-N / Phase C-A Voltage 19 <sup>th</sup> Harmonic Phase	+180 degree / -180 degree	0.01 degree	F6
30	176	4	Phase C-N / Phase C-A Voltage 20 <sup>th</sup> Harmonic Phase	+180 degree / -180 degree	0.01 degree	F6
30	176	5	Phase C-N / Phase C-A Voltage 21 <sup>st</sup> Harmonic Phase	+180 degree / -180 degree	0.01 degree	F6
30	176	6	Phase C-N / Phase C-A Voltage 22 <sup>nd</sup> Harmonic Phase	+180 degree / -180 degree	0.01 degree	F6
30	176	7	Phase C-N / Phase C-A Voltage 23 <sup>rd</sup> Harmonic Phase	+180 degree / -180 degree	0.01 degree	F6
30	176	8	Phase C-N / Phase C-A Voltage 24 <sup>th</sup> Harmonic Phase	+180 degree / -180 degree	0.01 degree	F6
30	176	9	Phase C-N / Phase C-A Voltage 25 <sup>th</sup> Harmonic Phase	+180 degree / -180 degree	0.01 degree	F6
30	176	10	Phase C-N / Phase C-A Voltage 26 <sup>th</sup> Harmonic Phase	+180 degree / -180 degree	0.01 degree	F6
30	176	11	Phase C-N / Phase C-A Voltage 27 <sup>th</sup> Harmonic Phase	+180 degree / -180 degree	0.01 degree	F6
30	176	12	Phase C-N / Phase C-A Voltage 28 <sup>th</sup> Harmonic Phase	+180 degree / -180 degree	0.01 degree	F6
30	176	13	Phase C-N / Phase C-A Voltage 29 <sup>th</sup> Harmonic Phase	+180 degree / -180 degree	0.01 degree	F6
30	176	14	Phase C-N / Phase C-A Voltage 30 <sup>th</sup> Harmonic Phase	+180 degree / -180 degree	0.01 degree	F6
30	176	15	Phase C-N / Phase C-A Voltage 31 <sup>st</sup> Harmonic Phase	+180 degree / -180 degree	0.01 degree	F6
30	177	0	Phase C-N / Phase C-A Voltage 32 <sup>nd</sup> Harmonic Phase	+180 degree / -180 degree	0.01 degree	F6
30	177	1	Phase C-N / Phase C-A Voltage 33 <sup>rd</sup> Harmonic Phase	+180 degree / -180 degree	0.01 degree	F6
30	177	2	Phase C-N / Phase C-A Voltage 34 <sup>th</sup> Harmonic Phase	+180 degree / -180 degree	0.01 degree	F6
30	177	3	Phase C-N / Phase C-A Voltage 35 <sup>th</sup> Harmonic Phase	+180 degree / -180 degree	0.01 degree	F6



OBJECT	EIG LINE	EIG POINT	Description	Range	Units	Type
30	177	4	Phase C-N / Phase C-A Voltage 36 <sup>th</sup> Harmonic Phase	+180 degree / -180 degree	0.01 degree	F6
30	177	5	Phase C-N / Phase C-A Voltage 37 <sup>th</sup> Harmonic Phase	+180 degree / -180 degree	0.01 degree	F6
30	177	6	Phase C-N / Phase C-A Voltage 38 <sup>th</sup> Harmonic Phase	+180 degree / -180 degree	0.01 degree	F6
30	177	7	Phase C-N / Phase C-A Voltage 39 <sup>th</sup> Harmonic Phase	+180 degree / -180 degree	0.01 degree	F6
30	177	8	Phase C-N / Phase C-A Voltage 40 <sup>th</sup> Harmonic Phase	+180 degree / -180 degree	0.01 degree	F6
30	177	9	Phase C-N / Phase C-A Voltage 41 <sup>st</sup> Harmonic Phase	+180 degree / -180 degree	0.01 degree	F6
30	177	10	Phase C-N / Phase C-A Voltage 42 <sup>nd</sup> Harmonic Phase	+180 degree / -180 degree	0.01 degree	F6
30	177	11	Phase C-N / Phase C-A Voltage 43 <sup>rd</sup> Harmonic Phase	+180 degree / -180 degree	0.01 degree	F6
30	177	12	Phase C-N / Phase C-A Voltage 44 <sup>th</sup> Harmonic Phase	+180 degree / -180 degree	0.01 degree	F6
30	177	13	Phase C-N / Phase C-A Voltage 45 <sup>th</sup> Harmonic Phase	+180 degree / -180 degree	0.01 degree	F6
30	177	14	Phase C-N / Phase C-A Voltage 46 <sup>th</sup> Harmonic Phase	+180 degree / -180 degree	0.01 degree	F6
30	177	15	Phase C-N / Phase C-A Voltage 47 <sup>th</sup> Harmonic Phase	+180 degree / -180 degree	0.01 degree	F6
30	177	16	Phase C-N / Phase C-A Voltage 48 <sup>th</sup> Harmonic Phase	+180 degree / -180 degree	0.01 degree	F6
30	177	17	Phase C-N / Phase C-A Voltage 49 <sup>th</sup> Harmonic Phase	+180 degree / -180 degree	0.01 degree	F6
30	177	18	Phase C-N / Phase C-A Voltage 50 <sup>th</sup> Harmonic Phase	+180 degree / -180 degree	0.01 degree	F6
30	177	19	Phase C-N / Phase C-A Voltage 51 <sup>st</sup> Harmonic Phase	+180 degree / -180 degree	0.01 degree	F6
30	177	20	Phase C-N / Phase C-A Voltage 52 <sup>nd</sup> Harmonic Phase	+180 degree / -180 degree	0.01 degree	F6
30	177	21	Phase C-N / Phase C-A Voltage 53 <sup>rd</sup> Harmonic Phase	+180 degree / -180 degree	0.01 degree	F6
30	177	22	Phase C-N / Phase C-A Voltage 54 <sup>th</sup> Harmonic Phase	+180 degree / -180 degree	0.01 degree	F6
30	177	23	Phase C-N / Phase C-A Voltage 55 <sup>th</sup> Harmonic Phase	+180 degree / -180 degree	0.01 degree	F6
30	177	24	Phase C-N / Phase C-A Voltage 56 <sup>th</sup> Harmonic Phase	+180 degree / -180 degree	0.01 degree	F6
30	177	25	Phase C-N / Phase C-A Voltage 57 <sup>th</sup> Harmonic Phase	+180 degree / -180 degree	0.01 degree	F6
30	177	26	Phase C-N / Phase C-A Voltage 58 <sup>th</sup> Harmonic Phase	+180 degree / -180 degree	0.01 degree	F6
30	177	27	Phase C-N / Phase C-A Voltage 59 <sup>th</sup> Harmonic Phase	+180 degree / -180 degree	0.01 degree	F6
30	177	28	Phase C-N / Phase C-A Voltage 60 <sup>th</sup> Harmonic Phase	+180 degree / -180 degree	0.01 degree	F6
30	177	29	Phase C-N / Phase C-A Voltage 61 <sup>st</sup> Harmonic Phase	+180 degree / -180 degree	0.01 degree	F6
30	177	30	Phase C-N / Phase C-A Voltage 62 <sup>nd</sup> Harmonic Phase	+180 degree / -180 degree	0.01 degree	F6
30	177	31	Phase C-N / Phase C-A Voltage 63 <sup>rd</sup> Harmonic Phase	+180 degree / -180 degree	0.01 degree	F6
30	178	0	Phase C-N / Phase C-A Voltage 64 <sup>th</sup> Harmonic Phase	+180 degree / -180 degree	0.01 degree	F6
30	178	1	Phase C-N / Phase C-A Voltage 65 <sup>th</sup> Harmonic Phase	+180 degree / -180 degree	0.01 degree	F6
30	178	2	Phase C-N / Phase C-A Voltage 66 <sup>th</sup> Harmonic Phase	+180 degree / -180 degree	0.01 degree	F6
30	178	3	Phase C-N / Phase C-A Voltage 67 <sup>th</sup> Harmonic Phase	+180 degree / -180 degree	0.01 degree	F6
30	178	4	Phase C-N / Phase C-A Voltage 68 <sup>th</sup> Harmonic Phase	+180 degree / -180 degree	0.01 degree	F6

OBJECT	EIG LINE	EIG POINT	Description	Range	Units	Type
30	178	5	Phase C-N / Phase C-A Voltage 69 <sup>th</sup> Harmonic Phase	+180 degree / -180 degree	0.01 degree	F6
30	178	6	Phase C-N / Phase C-A Voltage 70 <sup>th</sup> Harmonic Phase	+180 degree / -180 degree	0.01 degree	F6
30	178	7	Phase C-N / Phase C-A Voltage 71 <sup>st</sup> Harmonic Phase	+180 degree / -180 degree	0.01 degree	F6
30	178	8	Phase C-N / Phase C-A Voltage 72 <sup>nd</sup> Harmonic Phase	+180 degree / -180 degree	0.01 degree	F6
30	178	9	Phase C-N / Phase C-A Voltage 73 <sup>rd</sup> Harmonic Phase	+180 degree / -180 degree	0.01 degree	F6
30	178	10	Phase C-N / Phase C-A Voltage 74 <sup>th</sup> Harmonic Phase	+180 degree / -180 degree	0.01 degree	F6
30	178	11	Phase C-N / Phase C-A Voltage 75 <sup>th</sup> Harmonic Phase	+180 degree / -180 degree	0.01 degree	F6
30	178	12	Phase C-N / Phase C-A Voltage 76 <sup>th</sup> Harmonic Phase	+180 degree / -180 degree	0.01 degree	F6
30	178	13	Phase C-N / Phase C-A Voltage 77 <sup>th</sup> Harmonic Phase	+180 degree / -180 degree	0.01 degree	F6
30	178	14	Phase C-N / Phase C-A Voltage 78 <sup>th</sup> Harmonic Phase	+180 degree / -180 degree	0.01 degree	F6
30	178	15	Phase C-N / Phase C-A Voltage 79 <sup>th</sup> Harmonic Phase	+180 degree / -180 degree	0.01 degree	F6
30	178	16	Phase C-N / Phase C-A Voltage 80 <sup>th</sup> Harmonic Phase	+180 degree / -180 degree	0.01 degree	F6
30	178	17	Phase C-N / Phase C-A Voltage 81 <sup>st</sup> Harmonic Phase	+180 degree / -180 degree	0.01 degree	F6
30	178	18	Phase C-N / Phase C-A Voltage 82 <sup>nd</sup> Harmonic Phase	+180 degree / -180 degree	0.01 degree	F6
30	178	19	Phase C-N / Phase C-A Voltage 83 <sup>rd</sup> Harmonic Phase	+180 degree / -180 degree	0.01 degree	F6
30	178	20	Phase C-N / Phase C-A Voltage 84 <sup>th</sup> Harmonic Phase	+180 degree / -180 degree	0.01 degree	F6
30	178	21	Phase C-N / Phase C-A Voltage 85 <sup>th</sup> Harmonic Phase	+180 degree / -180 degree	0.01 degree	F6
30	178	22	Phase C-N / Phase C-A Voltage 86 <sup>th</sup> Harmonic Phase	+180 degree / -180 degree	0.01 degree	F6
30	178	23	Phase C-N / Phase C-A Voltage 87 <sup>th</sup> Harmonic Phase	+180 degree / -180 degree	0.01 degree	F6
30	178	24	Phase C-N / Phase C-A Voltage 88 <sup>th</sup> Harmonic Phase	+180 degree / -180 degree	0.01 degree	F6
30	178	25	Phase C-N / Phase C-A Voltage 89 <sup>th</sup> Harmonic Phase	+180 degree / -180 degree	0.01 degree	F6
30	178	26	Phase C-N / Phase C-A Voltage 90 <sup>th</sup> Harmonic Phase	+180 degree / -180 degree	0.01 degree	F6
30	178	27	Phase C-N / Phase C-A Voltage 91 <sup>st</sup> Harmonic Phase	+180 degree / -180 degree	0.01 degree	F6
30	178	28	Phase C-N / Phase C-A Voltage 92 <sup>nd</sup> Harmonic Phase	+180 degree / -180 degree	0.01 degree	F6
30	178	29	Phase C-N / Phase C-A Voltage 93 <sup>rd</sup> Harmonic Phase	+180 degree / -180 degree	0.01 degree	F6
30	178	30	Phase C-N / Phase C-A Voltage 94 <sup>th</sup> Harmonic Phase	+180 degree / -180 degree	0.01 degree	F6
30	178	31	Phase C-N / Phase C-A Voltage 95 <sup>th</sup> Harmonic Phase	+180 degree / -180 degree	0.01 degree	F6
30	178	32	Phase C-N / Phase C-A Voltage 96 <sup>th</sup> Harmonic Phase	+180 degree / -180 degree	0.01 degree	F6
30	178	33	Phase C-N / Phase C-A Voltage 97 <sup>th</sup> Harmonic Phase	+180 degree / -180 degree	0.01 degree	F6
30	178	34	Phase C-N / Phase C-A Voltage 98 <sup>th</sup> Harmonic Phase	+180 degree / -180 degree	0.01 degree	F6
30	178	35	Phase C-N / Phase C-A Voltage 99 <sup>th</sup> Harmonic Phase	+180 degree / -180 degree	0.01 degree	F6
30	178	36	Phase C-N / Phase C-A Voltage 100 <sup>th</sup> Harmonic Phase	+180 degree / -180 degree	0.01 degree	F6
30	178	37	Phase C-N / Phase C-A Voltage 101 <sup>st</sup> Harmonic Phase	+180 degree / -180 degree	0.01 degree	F6

OBJECT	EIG LINE	EIG POINT	Description	Range	Units	Type
30	178	38	Phase C-N / Phase C-A Voltage 102 <sup>nd</sup> Harmonic Phase	+180 degree / -180 degree	0.01 degree	F6
30	178	39	Phase C-N / Phase C-A Voltage 103 <sup>rd</sup> Harmonic Phase	+180 degree / -180 degree	0.01 degree	F6
30	178	40	Phase C-N / Phase C-A Voltage 104 <sup>th</sup> Harmonic Phase	+180 degree / -180 degree	0.01 degree	F6
30	178	41	Phase C-N / Phase C-A Voltage 105 <sup>th</sup> Harmonic Phase	+180 degree / -180 degree	0.01 degree	F6
30	178	42	Phase C-N / Phase C-A Voltage 106 <sup>th</sup> Harmonic Phase	+180 degree / -180 degree	0.01 degree	F6
30	178	43	Phase C-N / Phase C-A Voltage 107 <sup>th</sup> Harmonic Phase	+180 degree / -180 degree	0.01 degree	F6
30	178	44	Phase C-N / Phase C-A Voltage 108 <sup>th</sup> Harmonic Phase	+180 degree / -180 degree	0.01 degree	F6
30	178	45	Phase C-N / Phase C-A Voltage 109 <sup>th</sup> Harmonic Phase	+180 degree / -180 degree	0.01 degree	F6
30	178	46	Phase C-N / Phase C-A Voltage 110 <sup>th</sup> Harmonic Phase	+180 degree / -180 degree	0.01 degree	F6
30	178	47	Phase C-N / Phase C-A Voltage 111 <sup>th</sup> Harmonic Phase	+180 degree / -180 degree	0.01 degree	F6
30	178	48	Phase C-N / Phase C-A Voltage 112 <sup>th</sup> Harmonic Phase	+180 degree / -180 degree	0.01 degree	F6
30	178	49	Phase C-N / Phase C-A Voltage 113 <sup>th</sup> Harmonic Phase	+180 degree / -180 degree	0.01 degree	F6
30	178	50	Phase C-N / Phase C-A Voltage 114 <sup>th</sup> Harmonic Phase	+180 degree / -180 degree	0.01 degree	F6
30	178	51	Phase C-N / Phase C-A Voltage 115 <sup>th</sup> Harmonic Phase	+180 degree / -180 degree	0.01 degree	F6
30	178	52	Phase C-N / Phase C-A Voltage 116 <sup>th</sup> Harmonic Phase	+180 degree / -180 degree	0.01 degree	F6
30	178	53	Phase C-N / Phase C-A Voltage 117 <sup>th</sup> Harmonic Phase	+180 degree / -180 degree	0.01 degree	F6
30	178	54	Phase C-N / Phase C-A Voltage 118 <sup>th</sup> Harmonic Phase	+180 degree / -180 degree	0.01 degree	F6
30	178	55	Phase C-N / Phase C-A Voltage 119 <sup>th</sup> Harmonic Phase	+180 degree / -180 degree	0.01 degree	F6
30	178	56	Phase C-N / Phase C-A Voltage 120 <sup>th</sup> Harmonic Phase	+180 degree / -180 degree	0.01 degree	F6
30	178	57	Phase C-N / Phase C-A Voltage 121 <sup>st</sup> Harmonic Phase	+180 degree / -180 degree	0.01 degree	F6
30	178	58	Phase C-N / Phase C-A Voltage 122 <sup>nd</sup> Harmonic Phase	+180 degree / -180 degree	0.01 degree	F6
30	178	59	Phase C-N / Phase C-A Voltage 123 <sup>rd</sup> Harmonic Phase	+180 degree / -180 degree	0.01 degree	F6
30	178	60	Phase C-N / Phase C-A Voltage 124 <sup>th</sup> Harmonic Phase	+180 degree / -180 degree	0.01 degree	F6
30	178	61	Phase C-N / Phase C-A Voltage 125 <sup>th</sup> Harmonic Phase	+180 degree / -180 degree	0.01 degree	F6
30	178	62	Phase C-N / Phase C-A Voltage 126 <sup>th</sup> Harmonic Phase	+180 degree / -180 degree	0.01 degree	F6
30	178	63	Phase C-N / Phase C-A Voltage 127 <sup>th</sup> Harmonic Phase	+180 degree / -180 degree	0.01 degree	F6
30	179	0	Phase A Current 0 <sup>th</sup> Harmonic Phase	+180 degree / -180 degree	0.01 degree	F6
30	179	1	Phase A Current 1 <sup>st</sup> Harmonic Phase	+180 degree / -180 degree	0.01 degree	F6
30	179	2	Phase A Current 2 <sup>nd</sup> Harmonic Phase	+180 degree / -180 degree	0.01 degree	F6
30	179	3	Phase A Current 3 <sup>rd</sup> Harmonic Phase	+180 degree / -180 degree	0.01 degree	F6
30	179	4	Phase A Current 4 <sup>th</sup> Harmonic Phase	+180 degree / -180 degree	0.01 degree	F6
30	179	5	Phase A Current 5 <sup>th</sup> Harmonic Phase	+180 degree / -180 degree	0.01 degree	F6
30	179	6	Phase A Current 6 <sup>th</sup> Harmonic Phase	+180 degree / -180 degree	0.01 degree	F6

OBJECT	EIG LINE	EIG POINT	Description	Range	Units	Type
30	179	7	Phase A Current 7 <sup>th</sup> Harmonic Phase	+180 degree / -180 degree	0.01 degree	F6
30	180	0	Phase A Current 8 <sup>th</sup> Harmonic Phase	+180 degree / -180 degree	0.01 degree	F6
30	180	1	Phase A Current 9 <sup>th</sup> Harmonic Phase	+180 degree / -180 degree	0.01 degree	F6
30	180	2	Phase A Current 10 <sup>th</sup> Harmonic Phase	+180 degree / -180 degree	0.01 degree	F6
30	180	3	Phase A Current 11 <sup>th</sup> Harmonic Phase	+180 degree / -180 degree	0.01 degree	F6
30	180	4	Phase A Current 12 <sup>th</sup> Harmonic Phase	+180 degree / -180 degree	0.01 degree	F6
30	180	5	Phase A Current 13 <sup>th</sup> Harmonic Phase	+180 degree / -180 degree	0.01 degree	F6
30	180	6	Phase A Current 14 <sup>th</sup> Harmonic Phase	+180 degree / -180 degree	0.01 degree	F6
30	180	7	Phase A Current 15 <sup>th</sup> Harmonic Phase	+180 degree / -180 degree	0.01 degree	F6
30	181	0	Phase A Current 16 <sup>th</sup> Harmonic Phase	+180 degree / -180 degree	0.01 degree	F6
30	181	1	Phase A Current 17 <sup>th</sup> Harmonic Phase	+180 degree / -180 degree	0.01 degree	F6
30	181	2	Phase A Current 18 <sup>th</sup> Harmonic Phase	+180 degree / -180 degree	0.01 degree	F6
30	181	3	Phase A Current 19 <sup>th</sup> Harmonic Phase	+180 degree / -180 degree	0.01 degree	F6
30	181	4	Phase A Current 20 <sup>th</sup> Harmonic Phase	+180 degree / -180 degree	0.01 degree	F6
30	181	5	Phase A Current 21 <sup>st</sup> Harmonic Phase	+180 degree / -180 degree	0.01 degree	F6
30	181	6	Phase A Current 22 <sup>nd</sup> Harmonic Phase	+180 degree / -180 degree	0.01 degree	F6
30	181	7	Phase A Current 23 <sup>rd</sup> Harmonic Phase	+180 degree / -180 degree	0.01 degree	F6
30	181	8	Phase A Current 24 <sup>th</sup> Harmonic Phase	+180 degree / -180 degree	0.01 degree	F6
30	181	9	Phase A Current 25 <sup>th</sup> Harmonic Phase	+180 degree / -180 degree	0.01 degree	F6
30	181	10	Phase A Current 26 <sup>th</sup> Harmonic Phase	+180 degree / -180 degree	0.01 degree	F6
30	181	11	Phase A Current 27 <sup>th</sup> Harmonic Phase	+180 degree / -180 degree	0.01 degree	F6
30	181	12	Phase A Current 28 <sup>th</sup> Harmonic Phase	+180 degree / -180 degree	0.01 degree	F6
30	181	13	Phase A Current 29 <sup>th</sup> Harmonic Phase	+180 degree / -180 degree	0.01 degree	F6
30	181	14	Phase A Current 30 <sup>th</sup> Harmonic Phase	+180 degree / -180 degree	0.01 degree	F6
30	181	15	Phase A Current 31 <sup>st</sup> Harmonic Phase	+180 degree / -180 degree	0.01 degree	F6
30	182	0	Phase A Current 32 <sup>nd</sup> Harmonic Phase	+180 degree / -180 degree	0.01 degree	F6
30	182	1	Phase A Current 33 <sup>rd</sup> Harmonic Phase	+180 degree / -180 degree	0.01 degree	F6
30	182	2	Phase A Current 34 <sup>th</sup> Harmonic Phase	+180 degree / -180 degree	0.01 degree	F6
30	182	3	Phase A Current 35 <sup>th</sup> Harmonic Phase	+180 degree / -180 degree	0.01 degree	F6
30	182	4	Phase A Current 36 <sup>th</sup> Harmonic Phase	+180 degree / -180 degree	0.01 degree	F6
30	182	5	Phase A Current 37 <sup>th</sup> Harmonic Phase	+180 degree / -180 degree	0.01 degree	F6
30	182	6	Phase A Current 38 <sup>th</sup> Harmonic Phase	+180 degree / -180 degree	0.01 degree	F6
30	182	7	Phase A Current 39 <sup>th</sup> Harmonic Phase	+180 degree / -180 degree	0.01 degree	F6

OBJECT	EIG LINE	EIG POINT	Description	Range	Units	Type
30	182	8	Phase A Current 40 <sup>th</sup> Harmonic Phase	+180 degree / -180 degree	0.01 degree	F6
30	182	9	Phase A Current 41 <sup>st</sup> Harmonic Phase	+180 degree / -180 degree	0.01 degree	F6
30	182	10	Phase A Current 42 <sup>nd</sup> Harmonic Phase	+180 degree / -180 degree	0.01 degree	F6
30	182	11	Phase A Current 43 <sup>rd</sup> Harmonic Phase	+180 degree / -180 degree	0.01 degree	F6
30	182	12	Phase A Current 44 <sup>th</sup> Harmonic Phase	+180 degree / -180 degree	0.01 degree	F6
30	182	13	Phase A Current 45 <sup>th</sup> Harmonic Phase	+180 degree / -180 degree	0.01 degree	F6
30	182	14	Phase A Current 46 <sup>th</sup> Harmonic Phase	+180 degree / -180 degree	0.01 degree	F6
30	182	15	Phase A Current 47 <sup>th</sup> Harmonic Phase	+180 degree / -180 degree	0.01 degree	F6
30	182	16	Phase A Current 48 <sup>th</sup> Harmonic Phase	+180 degree / -180 degree	0.01 degree	F6
30	182	17	Phase A Current 49 <sup>th</sup> Harmonic Phase	+180 degree / -180 degree	0.01 degree	F6
30	182	18	Phase A Current 50 <sup>th</sup> Harmonic Phase	+180 degree / -180 degree	0.01 degree	F6
30	182	19	Phase A Current 51 <sup>st</sup> Harmonic Phase	+180 degree / -180 degree	0.01 degree	F6
30	182	20	Phase A Current 52 <sup>nd</sup> Harmonic Phase	+180 degree / -180 degree	0.01 degree	F6
30	182	21	Phase A Current 53 <sup>rd</sup> Harmonic Phase	+180 degree / -180 degree	0.01 degree	F6
30	182	22	Phase A Current 54 <sup>th</sup> Harmonic Phase	+180 degree / -180 degree	0.01 degree	F6
30	182	23	Phase A Current 55 <sup>th</sup> Harmonic Phase	+180 degree / -180 degree	0.01 degree	F6
30	182	24	Phase A Current 56 <sup>th</sup> Harmonic Phase	+180 degree / -180 degree	0.01 degree	F6
30	182	25	Phase A Current 57 <sup>th</sup> Harmonic Phase	+180 degree / -180 degree	0.01 degree	F6
30	182	26	Phase A Current 58 <sup>th</sup> Harmonic Phase	+180 degree / -180 degree	0.01 degree	F6
30	182	27	Phase A Current 59 <sup>th</sup> Harmonic Phase	+180 degree / -180 degree	0.01 degree	F6
30	182	28	Phase A Current 60 <sup>th</sup> Harmonic Phase	+180 degree / -180 degree	0.01 degree	F6
30	182	29	Phase A Current 61 <sup>st</sup> Harmonic Phase	+180 degree / -180 degree	0.01 degree	F6
30	182	30	Phase A Current 62 <sup>nd</sup> Harmonic Phase	+180 degree / -180 degree	0.01 degree	F6
30	182	31	Phase A Current 63 <sup>rd</sup> Harmonic Phase	+180 degree / -180 degree	0.01 degree	F6
30	183	0	Phase A Current 64 <sup>th</sup> Harmonic Phase	+180 degree / -180 degree	0.01 degree	F6
30	183	1	Phase A Current 65 <sup>th</sup> Harmonic Phase	+180 degree / -180 degree	0.01 degree	F6
30	183	2	Phase A Current 66 <sup>th</sup> Harmonic Phase	+180 degree / -180 degree	0.01 degree	F6
30	183	3	Phase A Current 67 <sup>th</sup> Harmonic Phase	+180 degree / -180 degree	0.01 degree	F6
30	183	4	Phase A Current 68 <sup>th</sup> Harmonic Phase	+180 degree / -180 degree	0.01 degree	F6
30	183	5	Phase A Current 69 <sup>th</sup> Harmonic Phase	+180 degree / -180 degree	0.01 degree	F6
30	183	6	Phase A Current 70 <sup>th</sup> Harmonic Phase	+180 degree / -180 degree	0.01 degree	F6
30	183	7	Phase A Current 71 <sup>st</sup> Harmonic Phase	+180 degree / -180 degree	0.01 degree	F6
30	183	8	Phase A Current 72 <sup>nd</sup> Harmonic Phase	+180 degree / -180 degree	0.01 degree	F6

OBJECT	EIG LINE	EIG POINT	Description	Range	Units	Type
30	183	9	Phase A Current 73 <sup>rd</sup> Harmonic Phase	+180 degree / -180 degree	0.01 degree	F6
30	183	10	Phase A Current 74 <sup>th</sup> Harmonic Phase	+180 degree / -180 degree	0.01 degree	F6
30	183	11	Phase A Current 75 <sup>th</sup> Harmonic Phase	+180 degree / -180 degree	0.01 degree	F6
30	183	12	Phase A Current 76 <sup>th</sup> Harmonic Phase	+180 degree / -180 degree	0.01 degree	F6
30	183	13	Phase A Current 77 <sup>th</sup> Harmonic Phase	+180 degree / -180 degree	0.01 degree	F6
30	183	14	Phase A Current 78 <sup>th</sup> Harmonic Phase	+180 degree / -180 degree	0.01 degree	F6
30	183	15	Phase A Current 79 <sup>th</sup> Harmonic Phase	+180 degree / -180 degree	0.01 degree	F6
30	183	16	Phase A Current 80 <sup>th</sup> Harmonic Phase	+180 degree / -180 degree	0.01 degree	F6
30	183	17	Phase A Current 81 <sup>st</sup> Harmonic Phase	+180 degree / -180 degree	0.01 degree	F6
30	183	18	Phase A Current 82 <sup>nd</sup> Harmonic Phase	+180 degree / -180 degree	0.01 degree	F6
30	183	19	Phase A Current 83 <sup>rd</sup> Harmonic Phase	+180 degree / -180 degree	0.01 degree	F6
30	183	20	Phase A Current 84 <sup>th</sup> Harmonic Phase	+180 degree / -180 degree	0.01 degree	F6
30	183	21	Phase A Current 85 <sup>th</sup> Harmonic Phase	+180 degree / -180 degree	0.01 degree	F6
30	183	22	Phase A Current 86 <sup>th</sup> Harmonic Phase	+180 degree / -180 degree	0.01 degree	F6
30	183	23	Phase A Current 87 <sup>th</sup> Harmonic Phase	+180 degree / -180 degree	0.01 degree	F6
30	183	24	Phase A Current 88 <sup>th</sup> Harmonic Phase	+180 degree / -180 degree	0.01 degree	F6
30	183	25	Phase A Current 89 <sup>th</sup> Harmonic Phase	+180 degree / -180 degree	0.01 degree	F6
30	183	26	Phase A Current 90 <sup>th</sup> Harmonic Phase	+180 degree / -180 degree	0.01 degree	F6
30	183	27	Phase A Current 91 <sup>st</sup> Harmonic Phase	+180 degree / -180 degree	0.01 degree	F6
30	183	28	Phase A Current 92 <sup>nd</sup> Harmonic Phase	+180 degree / -180 degree	0.01 degree	F6
30	183	29	Phase A Current 93 <sup>rd</sup> Harmonic Phase	+180 degree / -180 degree	0.01 degree	F6
30	183	30	Phase A Current 94 <sup>th</sup> Harmonic Phase	+180 degree / -180 degree	0.01 degree	F6
30	183	31	Phase A Current 95 <sup>th</sup> Harmonic Phase	+180 degree / -180 degree	0.01 degree	F6
30	183	32	Phase A Current 96 <sup>th</sup> Harmonic Phase	+180 degree / -180 degree	0.01 degree	F6
30	183	33	Phase A Current 97 <sup>th</sup> Harmonic Phase	+180 degree / -180 degree	0.01 degree	F6
30	183	34	Phase A Current 98 <sup>th</sup> Harmonic Phase	+180 degree / -180 degree	0.01 degree	F6
30	183	35	Phase A Current 99 <sup>th</sup> Harmonic Phase	+180 degree / -180 degree	0.01 degree	F6
30	183	36	Phase A Current 100 <sup>th</sup> Harmonic Phase	+180 degree / -180 degree	0.01 degree	F6
30	183	37	Phase A Current 101 <sup>st</sup> Harmonic Phase	+180 degree / -180 degree	0.01 degree	F6
30	183	38	Phase A Current 102 <sup>nd</sup> Harmonic Phase	+180 degree / -180 degree	0.01 degree	F6
30	183	39	Phase A Current 103 <sup>rd</sup> Harmonic Phase	+180 degree / -180 degree	0.01 degree	F6
30	183	40	Phase A Current 104 <sup>th</sup> Harmonic Phase	+180 degree / -180 degree	0.01 degree	F6
30	183	41	Phase A Current 105 <sup>th</sup> Harmonic Phase	+180 degree / -180 degree	0.01 degree	F6

OBJECT	EIG LINE	EIG POINT	Description	Range	Units	Type
30	183	42	Phase A Current 106 <sup>th</sup> Harmonic Phase	+180 degree / -180 degree	0.01 degree	F6
30	183	43	Phase A Current 107 <sup>th</sup> Harmonic Phase	+180 degree / -180 degree	0.01 degree	F6
30	183	44	Phase A Current 108 <sup>th</sup> Harmonic Phase	+180 degree / -180 degree	0.01 degree	F6
30	183	45	Phase A Current 109 <sup>th</sup> Harmonic Phase	+180 degree / -180 degree	0.01 degree	F6
30	183	46	Phase A Current 110 <sup>th</sup> Harmonic Phase	+180 degree / -180 degree	0.01 degree	F6
30	183	47	Phase A Current 111 <sup>th</sup> Harmonic Phase	+180 degree / -180 degree	0.01 degree	F6
30	183	48	Phase A Current 112 <sup>th</sup> Harmonic Phase	+180 degree / -180 degree	0.01 degree	F6
30	183	49	Phase A Current 113 <sup>th</sup> Harmonic Phase	+180 degree / -180 degree	0.01 degree	F6
30	183	50	Phase A Current 114 <sup>th</sup> Harmonic Phase	+180 degree / -180 degree	0.01 degree	F6
30	183	51	Phase A Current 115 <sup>th</sup> Harmonic Phase	+180 degree / -180 degree	0.01 degree	F6
30	183	52	Phase A Current 116 <sup>th</sup> Harmonic Phase	+180 degree / -180 degree	0.01 degree	F6
30	183	53	Phase A Current 117 <sup>th</sup> Harmonic Phase	+180 degree / -180 degree	0.01 degree	F6
30	183	54	Phase A Current 118 <sup>th</sup> Harmonic Phase	+180 degree / -180 degree	0.01 degree	F6
30	183	55	Phase A Current 119 <sup>th</sup> Harmonic Phase	+180 degree / -180 degree	0.01 degree	F6
30	183	56	Phase A Current 120 <sup>th</sup> Harmonic Phase	+180 degree / -180 degree	0.01 degree	F6
30	183	57	Phase A Current 121 <sup>st</sup> Harmonic Phase	+180 degree / -180 degree	0.01 degree	F6
30	183	58	Phase A Current 122 <sup>nd</sup> Harmonic Phase	+180 degree / -180 degree	0.01 degree	F6
30	183	59	Phase A Current 123 <sup>rd</sup> Harmonic Phase	+180 degree / -180 degree	0.01 degree	F6
30	183	60	Phase A Current 124 <sup>th</sup> Harmonic Phase	+180 degree / -180 degree	0.01 degree	F6
30	183	61	Phase A Current 125 <sup>th</sup> Harmonic Phase	+180 degree / -180 degree	0.01 degree	F6
30	183	62	Phase A Current 126 <sup>th</sup> Harmonic Phase	+180 degree / -180 degree	0.01 degree	F6
30	183	63	Phase A Current 127 <sup>th</sup> Harmonic Phase	+180 degree / -180 degree	0.01 degree	F6
30	184	0	Phase B Current 0 <sup>th</sup> Harmonic Phase	+180 degree / -180 degree	0.01 degree	F6
30	184	1	Phase B Current 1 <sup>st</sup> Harmonic Phase	+180 degree / -180 degree	0.01 degree	F6
30	184	2	Phase B Current 2 <sup>nd</sup> Harmonic Phase	+180 degree / -180 degree	0.01 degree	F6
30	184	3	Phase B Current 3 <sup>rd</sup> Harmonic Phase	+180 degree / -180 degree	0.01 degree	F6
30	184	4	Phase B Current 4 <sup>th</sup> Harmonic Phase	+180 degree / -180 degree	0.01 degree	F6
30	184	5	Phase B Current 5 <sup>th</sup> Harmonic Phase	+180 degree / -180 degree	0.01 degree	F6
30	184	6	Phase B Current 6 <sup>th</sup> Harmonic Phase	+180 degree / -180 degree	0.01 degree	F6
30	184	7	Phase B Current 7 <sup>th</sup> Harmonic Phase	+180 degree / -180 degree	0.01 degree	F6
30	185	0	Phase B Current 8 <sup>th</sup> Harmonic Phase	+180 degree / -180 degree	0.01 degree	F6
30	185	1	Phase B Current 9 <sup>th</sup> Harmonic Phase	+180 degree / -180 degree	0.01 degree	F6
30	185	2	Phase B Current 10 <sup>th</sup> Harmonic Phase	+180 degree / -180 degree	0.01 degree	F6

OBJECT	EIG LINE	EIG POINT	Description	Range	Units	Type
30	185	3	Phase B Current 11 <sup>th</sup> Harmonic Phase	+180 degree / -180 degree	0.01 degree	F6
30	185	4	Phase B Current 12 <sup>th</sup> Harmonic Phase	+180 degree / -180 degree	0.01 degree	F6
30	185	5	Phase B Current 13 <sup>th</sup> Harmonic Phase	+180 degree / -180 degree	0.01 degree	F6
30	185	6	Phase B Current 14 <sup>th</sup> Harmonic Phase	+180 degree / -180 degree	0.01 degree	F6
30	185	7	Phase B Current 15 <sup>th</sup> Harmonic Phase	+180 degree / -180 degree	0.01 degree	F6
30	186	0	Phase B Current 16 <sup>th</sup> Harmonic Phase	+180 degree / -180 degree	0.01 degree	F6
30	186	1	Phase B Current 17 <sup>th</sup> Harmonic Phase	+180 degree / -180 degree	0.01 degree	F6
30	186	2	Phase B Current 18 <sup>th</sup> Harmonic Phase	+180 degree / -180 degree	0.01 degree	F6
30	186	3	Phase B Current 19 <sup>th</sup> Harmonic Phase	+180 degree / -180 degree	0.01 degree	F6
30	186	4	Phase B Current 20 <sup>th</sup> Harmonic Phase	+180 degree / -180 degree	0.01 degree	F6
30	186	5	Phase B Current 21 <sup>st</sup> Harmonic Phase	+180 degree / -180 degree	0.01 degree	F6
30	186	6	Phase B Current 22 <sup>nd</sup> Harmonic Phase	+180 degree / -180 degree	0.01 degree	F6
30	186	7	Phase B Current 23 <sup>rd</sup> Harmonic Phase	+180 degree / -180 degree	0.01 degree	F6
30	186	8	Phase B Current 24 <sup>th</sup> Harmonic Phase	+180 degree / -180 degree	0.01 degree	F6
30	186	9	Phase B Current 25 <sup>th</sup> Harmonic Phase	+180 degree / -180 degree	0.01 degree	F6
30	186	10	Phase B Current 26 <sup>th</sup> Harmonic Phase	+180 degree / -180 degree	0.01 degree	F6
30	186	11	Phase B Current 27 <sup>th</sup> Harmonic Phase	+180 degree / -180 degree	0.01 degree	F6
30	186	12	Phase B Current 28 <sup>th</sup> Harmonic Phase	+180 degree / -180 degree	0.01 degree	F6
30	186	13	Phase B Current 29 <sup>th</sup> Harmonic Phase	+180 degree / -180 degree	0.01 degree	F6
30	186	14	Phase B Current 30 <sup>th</sup> Harmonic Phase	+180 degree / -180 degree	0.01 degree	F6
30	186	15	Phase B Current 31 <sup>st</sup> Harmonic Phase	+180 degree / -180 degree	0.01 degree	F6
30	187	0	Phase B Current 32 <sup>nd</sup> Harmonic Phase	+180 degree / -180 degree	0.01 degree	F6
30	187	1	Phase B Current 33 <sup>rd</sup> Harmonic Phase	+180 degree / -180 degree	0.01 degree	F6
30	187	2	Phase B Current 34 <sup>th</sup> Harmonic Phase	+180 degree / -180 degree	0.01 degree	F6
30	187	3	Phase B Current 35 <sup>th</sup> Harmonic Phase	+180 degree / -180 degree	0.01 degree	F6
30	187	4	Phase B Current 36 <sup>th</sup> Harmonic Phase	+180 degree / -180 degree	0.01 degree	F6
30	187	5	Phase B Current 37 <sup>th</sup> Harmonic Phase	+180 degree / -180 degree	0.01 degree	F6
30	187	6	Phase B Current 38 <sup>th</sup> Harmonic Phase	+180 degree / -180 degree	0.01 degree	F6
30	187	7	Phase B Current 39 <sup>th</sup> Harmonic Phase	+180 degree / -180 degree	0.01 degree	F6
30	187	8	Phase B Current 40 <sup>th</sup> Harmonic Phase	+180 degree / -180 degree	0.01 degree	F6
30	187	9	Phase B Current 41 <sup>st</sup> Harmonic Phase	+180 degree / -180 degree	0.01 degree	F6
30	187	10	Phase B Current 42 <sup>nd</sup> Harmonic Phase	+180 degree / -180 degree	0.01 degree	F6
30	187	11	Phase B Current 43 <sup>rd</sup> Harmonic Phase	+180 degree / -180 degree	0.01 degree	F6



OBJECT	EIG LINE	EIG POINT	Description	Range	Units	Type
30	187	12	Phase B Current 44 <sup>th</sup> Harmonic Phase	+180 degree / -180 degree	0.01 degree	F6
30	187	13	Phase B Current 45 <sup>th</sup> Harmonic Phase	+180 degree / -180 degree	0.01 degree	F6
30	187	14	Phase B Current 46 <sup>th</sup> Harmonic Phase	+180 degree / -180 degree	0.01 degree	F6
30	187	15	Phase B Current 47 <sup>th</sup> Harmonic Phase	+180 degree / -180 degree	0.01 degree	F6
30	187	16	Phase B Current 48 <sup>th</sup> Harmonic Phase	+180 degree / -180 degree	0.01 degree	F6
30	187	17	Phase B Current 49 <sup>th</sup> Harmonic Phase	+180 degree / -180 degree	0.01 degree	F6
30	187	18	Phase B Current 50 <sup>th</sup> Harmonic Phase	+180 degree / -180 degree	0.01 degree	F6
30	187	19	Phase B Current 51 <sup>st</sup> Harmonic Phase	+180 degree / -180 degree	0.01 degree	F6
30	187	20	Phase B Current 52 <sup>nd</sup> Harmonic Phase	+180 degree / -180 degree	0.01 degree	F6
30	187	21	Phase B Current 53 <sup>rd</sup> Harmonic Phase	+180 degree / -180 degree	0.01 degree	F6
30	187	22	Phase B Current 54 <sup>th</sup> Harmonic Phase	+180 degree / -180 degree	0.01 degree	F6
30	187	23	Phase B Current 55 <sup>th</sup> Harmonic Phase	+180 degree / -180 degree	0.01 degree	F6
30	187	24	Phase B Current 56 <sup>th</sup> Harmonic Phase	+180 degree / -180 degree	0.01 degree	F6
30	187	25	Phase B Current 57 <sup>th</sup> Harmonic Phase	+180 degree / -180 degree	0.01 degree	F6
30	187	26	Phase B Current 58 <sup>th</sup> Harmonic Phase	+180 degree / -180 degree	0.01 degree	F6
30	187	27	Phase B Current 59 <sup>th</sup> Harmonic Phase	+180 degree / -180 degree	0.01 degree	F6
30	187	28	Phase B Current 60 <sup>th</sup> Harmonic Phase	+180 degree / -180 degree	0.01 degree	F6
30	187	29	Phase B Current 61 <sup>st</sup> Harmonic Phase	+180 degree / -180 degree	0.01 degree	F6
30	187	30	Phase B Current 62 <sup>nd</sup> Harmonic Phase	+180 degree / -180 degree	0.01 degree	F6
30	187	31	Phase B Current 63 <sup>rd</sup> Harmonic Phase	+180 degree / -180 degree	0.01 degree	F6
30	188	0	Phase B Current 64 <sup>th</sup> Harmonic Phase	+180 degree / -180 degree	0.01 degree	F6
30	188	1	Phase B Current 65 <sup>th</sup> Harmonic Phase	+180 degree / -180 degree	0.01 degree	F6
30	188	2	Phase B Current 66 <sup>th</sup> Harmonic Phase	+180 degree / -180 degree	0.01 degree	F6
30	188	3	Phase B Current 67 <sup>th</sup> Harmonic Phase	+180 degree / -180 degree	0.01 degree	F6
30	188	4	Phase B Current 68 <sup>th</sup> Harmonic Phase	+180 degree / -180 degree	0.01 degree	F6
30	188	5	Phase B Current 69 <sup>th</sup> Harmonic Phase	+180 degree / -180 degree	0.01 degree	F6
30	188	6	Phase B Current 70 <sup>th</sup> Harmonic Phase	+180 degree / -180 degree	0.01 degree	F6
30	188	7	Phase B Current 71 <sup>st</sup> Harmonic Phase	+180 degree / -180 degree	0.01 degree	F6
30	188	8	Phase B Current 72 <sup>nd</sup> Harmonic Phase	+180 degree / -180 degree	0.01 degree	F6
30	188	9	Phase B Current 73 <sup>rd</sup> Harmonic Phase	+180 degree / -180 degree	0.01 degree	F6
30	188	10	Phase B Current 74 <sup>th</sup> Harmonic Phase	+180 degree / -180 degree	0.01 degree	F6
30	188	11	Phase B Current 75 <sup>th</sup> Harmonic Phase	+180 degree / -180 degree	0.01 degree	F6
30	188	12	Phase B Current 76 <sup>th</sup> Harmonic Phase	+180 degree / -180 degree	0.01 degree	F6

OBJECT	EIG LINE	EIG POINT	Description	Range	Units	Type
30	188	13	Phase B Current 77 <sup>th</sup> Harmonic Phase	+180 degree / -180 degree	0.01 degree	F6
30	188	14	Phase B Current 78 <sup>th</sup> Harmonic Phase	+180 degree / -180 degree	0.01 degree	F6
30	188	15	Phase B Current 79 <sup>th</sup> Harmonic Phase	+180 degree / -180 degree	0.01 degree	F6
30	188	16	Phase B Current 80 <sup>th</sup> Harmonic Phase	+180 degree / -180 degree	0.01 degree	F6
30	188	17	Phase B Current 81 <sup>st</sup> Harmonic Phase	+180 degree / -180 degree	0.01 degree	F6
30	188	18	Phase B Current 82 <sup>nd</sup> Harmonic Phase	+180 degree / -180 degree	0.01 degree	F6
30	188	19	Phase B Current 83 <sup>rd</sup> Harmonic Phase	+180 degree / -180 degree	0.01 degree	F6
30	188	20	Phase B Current 84 <sup>th</sup> Harmonic Phase	+180 degree / -180 degree	0.01 degree	F6
30	188	21	Phase B Current 85 <sup>th</sup> Harmonic Phase	+180 degree / -180 degree	0.01 degree	F6
30	188	22	Phase B Current 86 <sup>th</sup> Harmonic Phase	+180 degree / -180 degree	0.01 degree	F6
30	188	23	Phase B Current 87 <sup>th</sup> Harmonic Phase	+180 degree / -180 degree	0.01 degree	F6
30	188	24	Phase B Current 88 <sup>th</sup> Harmonic Phase	+180 degree / -180 degree	0.01 degree	F6
30	188	25	Phase B Current 89 <sup>th</sup> Harmonic Phase	+180 degree / -180 degree	0.01 degree	F6
30	188	26	Phase B Current 90 <sup>th</sup> Harmonic Phase	+180 degree / -180 degree	0.01 degree	F6
30	188	27	Phase B Current 91 <sup>st</sup> Harmonic Phase	+180 degree / -180 degree	0.01 degree	F6
30	188	28	Phase B Current 92 <sup>nd</sup> Harmonic Phase	+180 degree / -180 degree	0.01 degree	F6
30	188	29	Phase B Current 93 <sup>rd</sup> Harmonic Phase	+180 degree / -180 degree	0.01 degree	F6
30	188	30	Phase B Current 94 <sup>th</sup> Harmonic Phase	+180 degree / -180 degree	0.01 degree	F6
30	188	31	Phase B Current 95 <sup>th</sup> Harmonic Phase	+180 degree / -180 degree	0.01 degree	F6
30	188	32	Phase B Current 96 <sup>th</sup> Harmonic Phase	+180 degree / -180 degree	0.01 degree	F6
30	188	33	Phase B Current 97 <sup>th</sup> Harmonic Phase	+180 degree / -180 degree	0.01 degree	F6
30	188	34	Phase B Current 98 <sup>th</sup> Harmonic Phase	+180 degree / -180 degree	0.01 degree	F6
30	188	35	Phase B Current 99 <sup>th</sup> Harmonic Phase	+180 degree / -180 degree	0.01 degree	F6
30	188	36	Phase B Current 100 <sup>th</sup> Harmonic Phase	+180 degree / -180 degree	0.01 degree	F6
30	188	37	Phase B Current 101 <sup>st</sup> Harmonic Phase	+180 degree / -180 degree	0.01 degree	F6
30	188	38	Phase B Current 102 <sup>nd</sup> Harmonic Phase	+180 degree / -180 degree	0.01 degree	F6
30	188	39	Phase B Current 103 <sup>rd</sup> Harmonic Phase	+180 degree / -180 degree	0.01 degree	F6
30	188	40	Phase B Current 104 <sup>th</sup> Harmonic Phase	+180 degree / -180 degree	0.01 degree	F6
30	188	41	Phase B Current 105 <sup>th</sup> Harmonic Phase	+180 degree / -180 degree	0.01 degree	F6
30	188	42	Phase B Current 106 <sup>th</sup> Harmonic Phase	+180 degree / -180 degree	0.01 degree	F6
30	188	43	Phase B Current 107 <sup>th</sup> Harmonic Phase	+180 degree / -180 degree	0.01 degree	F6
30	188	44	Phase B Current 108 <sup>th</sup> Harmonic Phase	+180 degree / -180 degree	0.01 degree	F6
30	188	45	Phase B Current 109 <sup>th</sup> Harmonic Phase	+180 degree / -180 degree	0.01 degree	F6

OBJECT	EIG LINE	EIG POINT	Description	Range	Units	Type
30	188	46	Phase B Current 110 <sup>th</sup> Harmonic Phase	+180 degree / -180 degree	0.01 degree	F6
30	188	47	Phase B Current 111 <sup>th</sup> Harmonic Phase	+180 degree / -180 degree	0.01 degree	F6
30	188	48	Phase B Current 112 <sup>th</sup> Harmonic Phase	+180 degree / -180 degree	0.01 degree	F6
30	188	49	Phase B Current 113 <sup>th</sup> Harmonic Phase	+180 degree / -180 degree	0.01 degree	F6
30	188	50	Phase B Current 114 <sup>th</sup> Harmonic Phase	+180 degree / -180 degree	0.01 degree	F6
30	188	51	Phase B Current 115 <sup>th</sup> Harmonic Phase	+180 degree / -180 degree	0.01 degree	F6
30	188	52	Phase B Current 116 <sup>th</sup> Harmonic Phase	+180 degree / -180 degree	0.01 degree	F6
30	188	53	Phase B Current 117 <sup>th</sup> Harmonic Phase	+180 degree / -180 degree	0.01 degree	F6
30	188	54	Phase B Current 118 <sup>th</sup> Harmonic Phase	+180 degree / -180 degree	0.01 degree	F6
30	188	55	Phase B Current 119 <sup>th</sup> Harmonic Phase	+180 degree / -180 degree	0.01 degree	F6
30	188	56	Phase B Current 120 <sup>th</sup> Harmonic Phase	+180 degree / -180 degree	0.01 degree	F6
30	188	57	Phase B Current 121 <sup>st</sup> Harmonic Phase	+180 degree / -180 degree	0.01 degree	F6
30	188	58	Phase B Current 122 <sup>nd</sup> Harmonic Phase	+180 degree / -180 degree	0.01 degree	F6
30	188	59	Phase B Current 123 <sup>rd</sup> Harmonic Phase	+180 degree / -180 degree	0.01 degree	F6
30	188	60	Phase B Current 124 <sup>th</sup> Harmonic Phase	+180 degree / -180 degree	0.01 degree	F6
30	188	61	Phase B Current 125 <sup>th</sup> Harmonic Phase	+180 degree / -180 degree	0.01 degree	F6
30	188	62	Phase B Current 126 <sup>th</sup> Harmonic Phase	+180 degree / -180 degree	0.01 degree	F6
30	188	63	Phase B Current 127 <sup>th</sup> Harmonic Phase	+180 degree / -180 degree	0.01 degree	F6
30	189	0	Phase C Current 0 <sup>th</sup> Harmonic Phase	+180 degree / -180 degree	0.01 degree	F6
30	189	1	Phase C Current 1 <sup>st</sup> Harmonic Phase	+180 degree / -180 degree	0.01 degree	F6
30	189	2	Phase C Current 2 <sup>nd</sup> Harmonic Phase	+180 degree / -180 degree	0.01 degree	F6
30	189	3	Phase C Current 3 <sup>rd</sup> Harmonic Phase	+180 degree / -180 degree	0.01 degree	F6
30	189	4	Phase C Current 4 <sup>th</sup> Harmonic Phase	+180 degree / -180 degree	0.01 degree	F6
30	189	5	Phase C Current 5 <sup>th</sup> Harmonic Phase	+180 degree / -180 degree	0.01 degree	F6
30	189	6	Phase C Current 6 <sup>th</sup> Harmonic Phase	+180 degree / -180 degree	0.01 degree	F6
30	189	7	Phase C Current 7 <sup>th</sup> Harmonic Phase	+180 degree / -180 degree	0.01 degree	F6
30	190	0	Phase C Current 8 <sup>th</sup> Harmonic Phase	+180 degree / -180 degree	0.01 degree	F6
30	190	1	Phase C Current 9 <sup>th</sup> Harmonic Phase	+180 degree / -180 degree	0.01 degree	F6
30	190	2	Phase C Current 10 <sup>th</sup> Harmonic Phase	+180 degree / -180 degree	0.01 degree	F6
30	190	3	Phase C Current 11 <sup>th</sup> Harmonic Phase	+180 degree / -180 degree	0.01 degree	F6
30	190	4	Phase C Current 12 <sup>th</sup> Harmonic Phase	+180 degree / -180 degree	0.01 degree	F6
30	190	5	Phase C Current 13 <sup>th</sup> Harmonic Phase	+180 degree / -180 degree	0.01 degree	F6
30	190	6	Phase C Current 14 <sup>th</sup> Harmonic Phase	+180 degree / -180 degree	0.01 degree	F6

OBJECT	EIG LINE	EIG POINT	Description	Range	Units	Type
30	190	7	Phase C Current 15 <sup>th</sup> Harmonic Phase	+180 degree / -180 degree	0.01 degree	F6
30	191	0	Phase C Current 16 <sup>th</sup> Harmonic Phase	+180 degree / -180 degree	0.01 degree	F6
30	191	1	Phase C Current 17 <sup>th</sup> Harmonic Phase	+180 degree / -180 degree	0.01 degree	F6
30	191	2	Phase C Current 18 <sup>th</sup> Harmonic Phase	+180 degree / -180 degree	0.01 degree	F6
30	191	3	Phase C Current 19 <sup>th</sup> Harmonic Phase	+180 degree / -180 degree	0.01 degree	F6
30	191	4	Phase C Current 20 <sup>th</sup> Harmonic Phase	+180 degree / -180 degree	0.01 degree	F6
30	191	5	Phase C Current 21 <sup>st</sup> Harmonic Phase	+180 degree / -180 degree	0.01 degree	F6
30	191	6	Phase C Current 22 <sup>nd</sup> Harmonic Phase	+180 degree / -180 degree	0.01 degree	F6
30	191	7	Phase C Current 23 <sup>rd</sup> Harmonic Phase	+180 degree / -180 degree	0.01 degree	F6
30	191	8	Phase C Current 24 <sup>th</sup> Harmonic Phase	+180 degree / -180 degree	0.01 degree	F6
30	191	9	Phase C Current 25 <sup>th</sup> Harmonic Phase	+180 degree / -180 degree	0.01 degree	F6
30	191	10	Phase C Current 26 <sup>th</sup> Harmonic Phase	+180 degree / -180 degree	0.01 degree	F6
30	191	11	Phase C Current 27 <sup>th</sup> Harmonic Phase	+180 degree / -180 degree	0.01 degree	F6
30	191	12	Phase C Current 28 <sup>th</sup> Harmonic Phase	+180 degree / -180 degree	0.01 degree	F6
30	191	13	Phase C Current 29 <sup>th</sup> Harmonic Phase	+180 degree / -180 degree	0.01 degree	F6
30	191	14	Phase C Current 30 <sup>th</sup> Harmonic Phase	+180 degree / -180 degree	0.01 degree	F6
30	191	15	Phase C Current 31 <sup>st</sup> Harmonic Phase	+180 degree / -180 degree	0.01 degree	F6
30	192	0	Phase C Current 32 <sup>nd</sup> Harmonic Phase	+180 degree / -180 degree	0.01 degree	F6
30	192	1	Phase C Current 33 <sup>rd</sup> Harmonic Phase	+180 degree / -180 degree	0.01 degree	F6
30	192	2	Phase C Current 34 <sup>th</sup> Harmonic Phase	+180 degree / -180 degree	0.01 degree	F6
30	192	3	Phase C Current 35 <sup>th</sup> Harmonic Phase	+180 degree / -180 degree	0.01 degree	F6
30	192	4	Phase C Current 36 <sup>th</sup> Harmonic Phase	+180 degree / -180 degree	0.01 degree	F6
30	192	5	Phase C Current 37 <sup>th</sup> Harmonic Phase	+180 degree / -180 degree	0.01 degree	F6
30	192	6	Phase C Current 38 <sup>th</sup> Harmonic Phase	+180 degree / -180 degree	0.01 degree	F6
30	192	7	Phase C Current 39 <sup>th</sup> Harmonic Phase	+180 degree / -180 degree	0.01 degree	F6
30	192	8	Phase C Current 40 <sup>th</sup> Harmonic Phase	+180 degree / -180 degree	0.01 degree	F6
30	192	9	Phase C Current 41 <sup>st</sup> Harmonic Phase	+180 degree / -180 degree	0.01 degree	F6
30	192	10	Phase C Current 42 <sup>nd</sup> Harmonic Phase	+180 degree / -180 degree	0.01 degree	F6
30	192	11	Phase C Current 43 <sup>rd</sup> Harmonic Phase	+180 degree / -180 degree	0.01 degree	F6
30	192	12	Phase C Current 44 <sup>th</sup> Harmonic Phase	+180 degree / -180 degree	0.01 degree	F6
30	192	13	Phase C Current 45 <sup>th</sup> Harmonic Phase	+180 degree / -180 degree	0.01 degree	F6
30	192	14	Phase C Current 46 <sup>th</sup> Harmonic Phase	+180 degree / -180 degree	0.01 degree	F6
30	192	15	Phase C Current 47 <sup>th</sup> Harmonic Phase	+180 degree / -180 degree	0.01 degree	F6

OBJECT	EIG LINE	EIG POINT	Description	Range	Units	Type
30	192	16	Phase C Current 48 <sup>th</sup> Harmonic Phase	+180 degree / -180 degree	0.01 degree	F6
30	192	17	Phase C Current 49 <sup>th</sup> Harmonic Phase	+180 degree / -180 degree	0.01 degree	F6
30	192	18	Phase C Current 50 <sup>th</sup> Harmonic Phase	+180 degree / -180 degree	0.01 degree	F6
30	192	19	Phase C Current 51 <sup>st</sup> Harmonic Phase	+180 degree / -180 degree	0.01 degree	F6
30	192	20	Phase C Current 52 <sup>nd</sup> Harmonic Phase	+180 degree / -180 degree	0.01 degree	F6
30	192	21	Phase C Current 53 <sup>rd</sup> Harmonic Phase	+180 degree / -180 degree	0.01 degree	F6
30	192	22	Phase C Current 54 <sup>th</sup> Harmonic Phase	+180 degree / -180 degree	0.01 degree	F6
30	192	23	Phase C Current 55 <sup>th</sup> Harmonic Phase	+180 degree / -180 degree	0.01 degree	F6
30	192	24	Phase C Current 56 <sup>th</sup> Harmonic Phase	+180 degree / -180 degree	0.01 degree	F6
30	192	25	Phase C Current 57 <sup>th</sup> Harmonic Phase	+180 degree / -180 degree	0.01 degree	F6
30	192	26	Phase C Current 58 <sup>th</sup> Harmonic Phase	+180 degree / -180 degree	0.01 degree	F6
30	192	27	Phase C Current 59 <sup>th</sup> Harmonic Phase	+180 degree / -180 degree	0.01 degree	F6
30	192	28	Phase C Current 60 <sup>th</sup> Harmonic Phase	+180 degree / -180 degree	0.01 degree	F6
30	192	29	Phase C Current 61 <sup>st</sup> Harmonic Phase	+180 degree / -180 degree	0.01 degree	F6
30	192	30	Phase C Current 62 <sup>nd</sup> Harmonic Phase	+180 degree / -180 degree	0.01 degree	F6
30	192	31	Phase C Current 63 <sup>rd</sup> Harmonic Phase	+180 degree / -180 degree	0.01 degree	F6
30	193	0	Phase C Current 64 <sup>th</sup> Harmonic Phase	+180 degree / -180 degree	0.01 degree	F6
30	193	1	Phase C Current 65 <sup>th</sup> Harmonic Phase	+180 degree / -180 degree	0.01 degree	F6
30	193	2	Phase C Current 66 <sup>th</sup> Harmonic Phase	+180 degree / -180 degree	0.01 degree	F6
30	193	3	Phase C Current 67 <sup>th</sup> Harmonic Phase	+180 degree / -180 degree	0.01 degree	F6
30	193	4	Phase C Current 68 <sup>th</sup> Harmonic Phase	+180 degree / -180 degree	0.01 degree	F6
30	193	5	Phase C Current 69 <sup>th</sup> Harmonic Phase	+180 degree / -180 degree	0.01 degree	F6
30	193	6	Phase C Current 70 <sup>th</sup> Harmonic Phase	+180 degree / -180 degree	0.01 degree	F6
30	193	7	Phase C Current 71 <sup>st</sup> Harmonic Phase	+180 degree / -180 degree	0.01 degree	F6
30	193	8	Phase C Current 72 <sup>nd</sup> Harmonic Phase	+180 degree / -180 degree	0.01 degree	F6
30	193	9	Phase C Current 73 <sup>rd</sup> Harmonic Phase	+180 degree / -180 degree	0.01 degree	F6
30	193	10	Phase C Current 74 <sup>th</sup> Harmonic Phase	+180 degree / -180 degree	0.01 degree	F6
30	193	11	Phase C Current 75 <sup>th</sup> Harmonic Phase	+180 degree / -180 degree	0.01 degree	F6
30	193	12	Phase C Current 76 <sup>th</sup> Harmonic Phase	+180 degree / -180 degree	0.01 degree	F6
30	193	13	Phase C Current 77 <sup>th</sup> Harmonic Phase	+180 degree / -180 degree	0.01 degree	F6
30	193	14	Phase C Current 78 <sup>th</sup> Harmonic Phase	+180 degree / -180 degree	0.01 degree	F6
30	193	15	Phase C Current 79 <sup>th</sup> Harmonic Phase	+180 degree / -180 degree	0.01 degree	F6
30	193	16	Phase C Current 80 <sup>th</sup> Harmonic Phase	+180 degree / -180 degree	0.01 degree	F6

OBJECT	EIG LINE	EIG POINT	Description	Range	Units	Type
30	193	17	Phase C Current 81 <sup>st</sup> Harmonic Phase	+180 degree / -180 degree	0.01 degree	F6
30	193	18	Phase C Current 82 <sup>nd</sup> Harmonic Phase	+180 degree / -180 degree	0.01 degree	F6
30	193	19	Phase C Current 83 <sup>rd</sup> Harmonic Phase	+180 degree / -180 degree	0.01 degree	F6
30	193	20	Phase C Current 84 <sup>th</sup> Harmonic Phase	+180 degree / -180 degree	0.01 degree	F6
30	193	21	Phase C Current 85 <sup>th</sup> Harmonic Phase	+180 degree / -180 degree	0.01 degree	F6
30	193	22	Phase C Current 86 <sup>th</sup> Harmonic Phase	+180 degree / -180 degree	0.01 degree	F6
30	193	23	Phase C Current 87 <sup>th</sup> Harmonic Phase	+180 degree / -180 degree	0.01 degree	F6
30	193	24	Phase C Current 88 <sup>th</sup> Harmonic Phase	+180 degree / -180 degree	0.01 degree	F6
30	193	25	Phase C Current 89 <sup>th</sup> Harmonic Phase	+180 degree / -180 degree	0.01 degree	F6
30	193	26	Phase C Current 90 <sup>th</sup> Harmonic Phase	+180 degree / -180 degree	0.01 degree	F6
30	193	27	Phase C Current 91 <sup>st</sup> Harmonic Phase	+180 degree / -180 degree	0.01 degree	F6
30	193	28	Phase C Current 92 <sup>nd</sup> Harmonic Phase	+180 degree / -180 degree	0.01 degree	F6
30	193	29	Phase C Current 93 <sup>rd</sup> Harmonic Phase	+180 degree / -180 degree	0.01 degree	F6
30	193	30	Phase C Current 94 <sup>th</sup> Harmonic Phase	+180 degree / -180 degree	0.01 degree	F6
30	193	31	Phase C Current 95 <sup>th</sup> Harmonic Phase	+180 degree / -180 degree	0.01 degree	F6
30	193	32	Phase C Current 96 <sup>th</sup> Harmonic Phase	+180 degree / -180 degree	0.01 degree	F6
30	193	33	Phase C Current 97 <sup>th</sup> Harmonic Phase	+180 degree / -180 degree	0.01 degree	F6
30	193	34	Phase C Current 98 <sup>th</sup> Harmonic Phase	+180 degree / -180 degree	0.01 degree	F6
30	193	35	Phase C Current 99 <sup>th</sup> Harmonic Phase	+180 degree / -180 degree	0.01 degree	F6
30	193	36	Phase C Current 100 <sup>th</sup> Harmonic Phase	+180 degree / -180 degree	0.01 degree	F6
30	193	37	Phase C Current 101 <sup>st</sup> Harmonic Phase	+180 degree / -180 degree	0.01 degree	F6
30	193	38	Phase C Current 102 <sup>nd</sup> Harmonic Phase	+180 degree / -180 degree	0.01 degree	F6
30	193	39	Phase C Current 103 <sup>rd</sup> Harmonic Phase	+180 degree / -180 degree	0.01 degree	F6
30	193	40	Phase C Current 104 <sup>th</sup> Harmonic Phase	+180 degree / -180 degree	0.01 degree	F6
30	193	41	Phase C Current 105 <sup>th</sup> Harmonic Phase	+180 degree / -180 degree	0.01 degree	F6
30	193	42	Phase C Current 106 <sup>th</sup> Harmonic Phase	+180 degree / -180 degree	0.01 degree	F6
30	193	43	Phase C Current 107 <sup>th</sup> Harmonic Phase	+180 degree / -180 degree	0.01 degree	F6
30	193	44	Phase C Current 108 <sup>th</sup> Harmonic Phase	+180 degree / -180 degree	0.01 degree	F6
30	193	45	Phase C Current 109 <sup>th</sup> Harmonic Phase	+180 degree / -180 degree	0.01 degree	F6
30	193	46	Phase C Current 110 <sup>th</sup> Harmonic Phase	+180 degree / -180 degree	0.01 degree	F6
30	193	47	Phase C Current 111 <sup>th</sup> Harmonic Phase	+180 degree / -180 degree	0.01 degree	F6
30	193	48	Phase C Current 112 <sup>th</sup> Harmonic Phase	+180 degree / -180 degree	0.01 degree	F6
30	193	49	Phase C Current 113 <sup>th</sup> Harmonic Phase	+180 degree / -180 degree	0.01 degree	F6

OBJECT	EIG LINE	EIG POINT	Description	Range	Units	Type
30	193	50	Phase C Current 114 <sup>th</sup> Harmonic Phase	+180 degree / -180 degree	0.01 degree	F6
30	193	51	Phase C Current 115 <sup>th</sup> Harmonic Phase	+180 degree / -180 degree	0.01 degree	F6
30	193	52	Phase C Current 116 <sup>th</sup> Harmonic Phase	+180 degree / -180 degree	0.01 degree	F6
30	193	53	Phase C Current 117 <sup>th</sup> Harmonic Phase	+180 degree / -180 degree	0.01 degree	F6
30	193	54	Phase C Current 118 <sup>th</sup> Harmonic Phase	+180 degree / -180 degree	0.01 degree	F6
30	193	55	Phase C Current 119 <sup>th</sup> Harmonic Phase	+180 degree / -180 degree	0.01 degree	F6
30	193	56	Phase C Current 120 <sup>th</sup> Harmonic Phase	+180 degree / -180 degree	0.01 degree	F6
30	193	57	Phase C Current 121 <sup>st</sup> Harmonic Phase	+180 degree / -180 degree	0.01 degree	F6
30	193	58	Phase C Current 122 <sup>nd</sup> Harmonic Phase	+180 degree / -180 degree	0.01 degree	F6
30	193	59	Phase C Current 123 <sup>rd</sup> Harmonic Phase	+180 degree / -180 degree	0.01 degree	F6
30	193	60	Phase C Current 124 <sup>th</sup> Harmonic Phase	+180 degree / -180 degree	0.01 degree	F6
30	193	61	Phase C Current 125 <sup>th</sup> Harmonic Phase	+180 degree / -180 degree	0.01 degree	F6
30	193	62	Phase C Current 126 <sup>th</sup> Harmonic Phase	+180 degree / -180 degree	0.01 degree	F6
30	193	63	Phase C Current 127 <sup>th</sup> Harmonic Phase	+180 degree / -180 degree	0.01 degree	F6
30	194	0	Phase A-N / Phase A-B Voltage THD; 1500+ range = +655.35% / 0%	+327.67% / -327.68%	0.01%	F7
30	195	0	Phase B-N / Phase B-C Voltage THD; 1500+ range = +655.35% / 0%	+327.67% / -327.68%	0.01%	F7
30	196	0	Phase C-N / Phase C-A Voltage THD; 1500+ range = +655.35% / 0%	+327.67% / -327.68%	0.01%	F7
30	197	0	Phase A Current THD; 1500+ range = +655.35% / 0%	+327.67% / -327.68%	0.01%	F7
30	198	0	Phase B Current THD; 1500+ range = +655.35% / 0%	+327.67% / -327.68%	0.01%	F7
30	199	0	Phase C Current THD; 1500+ range = +655.35% / 0%	+327.67% / -327.68%	0.01%	F7
30	200	0	Phase A Current K-Factor; 1500+ range = +655.35% / 0%	+327.67% / -327.68%	0.01%	F7
30	201	0	Phase B Current K-Factor; 1500+ range = +655.35% / 0%	+327.67% / -327.68%	0.01%	F7
30	202	0	Phase C Current K-Factor; 1500+ range = +655.35% / 0%	+327.67% / -327.68%	0.01%	F7
30	210	0	Phase Angle Phase A-N Voltage	+180 degree / -180 degree	0.01 degree	F6
30	210	1	Phase Angle Phase B-N Voltage	+180 degree / -180 degree	0.01 degree	F6
30	210	2	Phase Angle Phase C-N Voltage	+180 degree / -180 degree	0.01 degree	F6
30	211	0	Phase Angle Phase A Current	+180 degree / -180 degree	0.01 degree	F6
30	211	1	Phase Angle Phase B Current	+180 degree / -180 degree	0.01 degree	F6
30	211	2	Phase Angle Phase C Current	+180 degree / -180 degree	0.01 degree	F6
30	212	0	Phase Angle Phase A-B Voltage	+180 degree / -180 degree	0.01 degree	F6
30	212	1	Phase Angle Phase B-C Voltage	+180 degree / -180 degree	0.01 degree	F6
30	212	2	Phase Angle Phase C-A Voltage	+180 degree / -180 degree	0.01 degree	F6
30	213	0	Voltage Phase Sequence			F9
30	215	0	Block Window Average Status			F10
30	216	0	Block Window Average VA	+32767 VA / 0 VA	1 VA sec	F4
30	216	1	Block Window Average VAR	+32768 VAR / -32768 VAR	1 VAR sec	F4

OBJECT	EIG LINE	EIG POINT	Description	Range	Units	Type
30	216	2	Block Window Average Watt	+32768 W / -32768 W	1 W sec	F4
30	217	0	Maximum Block Window Average VA	+32767 VA / 0 VA	1 VA sec	F4
30	217	1	Maximum Block Window Average Positive VAR	+32767 VAR / -32768 VAR	1 VAR sec	F4
30	217	2	Maximum Block Window Average Negative VAR	0 VAR / -32768 VAR	1 VAR sec	F4
30	217	3	Maximum Block Window Average Positive Watt	+32768 W / 0 W	1 W sec	F4
30	217	4	Maximum Block Window Average Negative Watt	0 W / -32768 W	1 W sec	F4
30	218	0	Minimum Block Window Average VA	+32767 VA / 0 VA	1 VA sec	F4
30	218	1	Minimum Block Window Average Positive VAR	+32767 VAR / -32768 VAR	1 VAR sec	F4
30	218	2	Minimum Block Window Average Negative VAR	0 VAR / -32768 VAR	1 VAR sec	F4
30	218	3	Minimum Block Window Average Positive Watt	+32768 W / 0 W	1 W sec	F4
30	218	4	Minimum Block Window Average Negative Watt	0 W / -32768 W	1 W sec	F4
30	219	0	Coincident Block Window Average VAR for Maximum Positive Watt	+32768 VAR / -32768 VAR	1 VAR sec	F4
30	219	1	Coincident Block Window Average VAR for Maximum Negative Watt	+32768 VAR / -32768 VAR	1 VAR sec	F4
30	219	2	Coincident Block Window Average VAR for Minimum Positive Watt	+32768 VAR / -32768 VAR	1 VAR sec	F4
30	219	3	Coincident Block Window Average VAR for Minimum Negative Watt	+32768 VAR / -32768 VAR	1 VAR sec	F4
30	223	0	Rolling Window Average Status			F10
30	224	0	Predictive Rolling Window Average VA; 1500+ meter - Undefined	+32767 VA / 0 VA	1 VA sec	F4
30	224	1	Predictive Rolling Window Average VAR; 1500+ meter - Undefined	+32768 VAR / -32768 VAR	1 VAR sec	F4
30	224	2	Predictive Rolling Window Average W; 1500+ meter - Undefined	+32768 W / -32768 W	1 W sec	F4
30	225	0	Rolling Window Average VA	+32767 VA / 0 VA	1 VA sec	F4
30	225	1	Rolling Window Average VAR	+32768 VAR / -32768 VAR	1 VAR sec	F4
30	225	2	Rolling Window Average W	+32768 W / -32768 W	1 W sec	F4
30	226	0	Maximum Rolling Window Average VA	+32767 VA / 0 VA	1 VA sec	F4
30	226	1	Maximum Rolling Window Average Positive VAR	+32767 VAR / -32768 VAR	1 VAR sec	F4
30	226	2	Maximum Rolling Window Average Negative VAR	0 VAR / -32768 VAR	1 VAR sec	F4
30	226	3	Maximum Rolling Window Average Positive Watt	+32768 W / 0 W	1 W sec	F4
30	226	4	Maximum Rolling Window Average Negative Watt	0 W / -32768 W	1 W sec	F4
30	227	0	Minimum Rolling Window Average VA	+32767 VA / 0 VA	1 VA sec	F4
30	227	1	Minimum Rolling Window Average Positive VAR	+32767 VAR / -32768 VAR	1 VAR sec	F4
30	227	2	Minimum Rolling Window Average Negative VAR	0 VAR / -32768 VAR	1 VAR sec	F4
30	227	3	Minimum Rolling Window Average Positive Watt	+32768 W / 0 W	1 W sec	F4
30	227	4	Minimum Rolling Window Average Negative Watt	0 W / -32768 W	1 W sec	F4
30	228	0	Coincident Rolling Window Average VAR for Maximum Positive Watt	+32768 VAR / -32768 VAR	1 VAR sec	F4
30	228	1	Coincident Rolling Window Average VAR for Maximum Negative Watt	+32768 VAR / -32768 VAR	1 VAR sec	F4
30	228	2	Coincident Rolling Window Average VAR for Minimum Positive Watt	+32768 VAR / -32768 VAR	1 VAR sec	F4
30	228	3	Coincident Rolling Window Average VAR for Minimum Negative Watt	+32768 VAR / -32768 VAR	1 VAR sec	F4

**NOTE: Following Time of Use for 12x2 meters - Undefined for 1450 and 1500+ meters**



OBJECT	EIG LINE	EIG POINT	Description	Range	Units	Type
30	247	0	Time of Use Status			F10
30	249	0	Time of Use Prior Season Average Select			F16
30	249	1	Time of Use Prior Month Average Select			F16
30	249	2	Time of Use Current Season Average Select			F16
30	249	3	Time of Use Current Month Average Select			F16
30	250	0	Time of Use Prior Season CT Ratio Numerator			F17
30	250	1	Time of Use Prior Season CT Ratio Denominator			F17
30	250	2	Time of Use Prior Season PT Ratio Numerator			F17
30	250	3	Time of Use Prior Season PT Ratio Denominator			F17
30	250	4	Time of Use Prior Month CT Ratio Numerator			F17
30	250	5	Time of Use Prior Month CT Ratio Denominator			F17
30	250	6	Time of Use Prior Month PT Ratio Numerator			F17
30	250	7	Time of Use Prior Month PT Ratio Denominator			F17
30	250	8	Time of Use Current Season CT Ratio Numerator			F17
30	250	9	Time of Use Current Season CT Ratio Denominator			F17
30	250	10	Time of Use Current Season PT Ratio Numerator			F17
30	250	11	Time of Use Current Season PT Ratio Denominator			F17
30	250	12	Time of Use Current Month CT Ratio Numerator			F17
30	250	13	Time of Use Current Month CT Ratio Denominator			F17
30	250	14	Time of Use Current Month PT Ratio Numerator			F17
30	250	15	Time of Use Current Month PT Ratio Denominator			F17
30	252	0	TOU Prior Season Reg1 Peak Demand Rcv. Watt (Quadrant 1 + 4)	+32768 Watt / 0 Watt	1 W sec	F4
30	252	1	TOU Prior Season Reg1 Peak Demand Div. Watt (Quadrant 2 + 3)	0 Watt / -32768 Watt	1 W sec	F4
30	252	2	TOU Prior Season Reg1 Peak Demand Rcv. VAR (Quadrant 1 + 2)	+32767 VAR / -32768 VAR	1 VAR sec	F4
30	252	3	TOU Prior Season Reg1 Peak Demand Div. VAR (Quadrant 3 + 4)	0 VAR / -32768 VAR	1 VAR sec	F4
30	253	0	TOU Prior Season Reg1 Coin. Dmd. VAR to Peak Dmd. Rcv. Watt	+32768 VAR / -32768 VAR	1 VAR sec	F4
30	253	1	TOU Prior Season Reg1 Coin. Dmd. VAR to Peak Dmd. Div. Watt	+32768 VAR / -32768 VAR	1 VAR sec	F4
30	256	0	TOU Prior Season Reg2 Peak Demand Rcv. Watt (Quadrant 1 + 4)	+32768 Watt / 0 Watt	1 W sec	F4
30	256	1	TOU Prior Season Reg2 Peak Demand Div. Watt (Quadrant 2 + 3)	0 Watt / -32768 Watt	1 W sec	F4
30	256	2	TOU Prior Season Reg2 Peak Demand Rcv. VAR (Quadrant 1 + 2)	+32767 VAR / -32768 VAR	1 VAR sec	F4
30	256	3	TOU Prior Season Reg2 Peak Demand Div. VAR (Quadrant 3 + 4)	0 VAR / -32768 VAR	1 VAR sec	F4
30	257	0	TOU Prior Season Reg2 Coin. Dmd. VAR to Peak Dmd. Rcv. Watt	+32768 VAR / -32768 VAR	1 VAR sec	F4
30	257	1	TOU Prior Season Reg2 Coin. Dmd. VAR to Peak Dmd. Div. Watt	+32768 VAR / -32768 VAR	1 VAR sec	F4
30	260	0	TOU Prior Season Reg3 Peak Demand Rcv. Watt (Quadrant 1 + 4)	+32768 Watt / 0 Watt	1 W sec	F4
30	260	1	TOU Prior Season Reg3 Peak Demand Div. Watt (Quadrant 2 + 3)	0 Watt / -32768 Watt	1 W sec	F4
30	260	2	TOU Prior Season Reg3 Peak Demand Rcv. VAR (Quadrant 1 + 2)	+32767 VAR / -32768 VAR	1 VAR sec	F4

OBJECT	EIG LINE	EIG POINT	Description	Range	Units	Type
30	260	3	TOU Prior Season Reg3 Peak Demand Div. VAR (Quadrant 3 + 4)	0 VAR / -32768 VAR	1 VAR sec	F4
30	261	0	TOU Prior Season Reg3 Coin. Dmd. VAR to Peak Dmd. Rcv. Watt	+32768 VAR/ -32768 VAR	1 VAR sec	F4
30	261	1	TOU Prior Season Reg3 Coin. Dmd. VAR to Peak Dmd. Div. Watt	+32768 VAR / -32768 VAR	1 VAR sec	F4
30	264	0	TOU Prior Season Reg4 Peak Demand Rcv. Watt (Quadrant 1 + 4)	+32768 Watt / 0 Watt	1 W sec	F4
30	264	1	TOU Prior Season Reg4 Peak Demand Div. Watt (Quadrant 2 + 3)	0 Watt / -32768 Watt	1 W sec	F4
30	264	2	TOU Prior Season Reg4 Peak Demand Rcv. VAR (Quadrant 1 + 2)	+32767 VAR / -32768 VAR	1 VAR sec	F4
30	264	3	TOU Prior Season Reg4 Peak Demand Div. VAR (Quadrant 3 + 4)	0 VAR / -32768 VAR	1 VAR sec	F4
30	265	0	TOU Prior Season Reg4 Coin. Dmd. VAR to Peak Dmd. Rcv. Watt	+32768 VAR/ -32768 VAR	1 VAR sec	F4
30	265	1	TOU Prior Season Reg4 Coin. Dmd. VAR to Peak Dmd. Div. Watt	+32768 VAR / -32768 VAR	1 VAR sec	F4
30	268	0	TOU Prior Season Reg5 Peak Demand Rcv. Watt (Quadrant 1 + 4)	+32768 Watt / 0 Watt	1 W sec	F4
30	268	1	TOU Prior Season Reg5 Peak Demand Div. Watt (Quadrant 2 + 3)	0 Watt / -32768 Watt	1 W sec	F4
30	268	2	TOU Prior Season Reg5 Peak Demand Rcv. VAR (Quadrant 1 + 2)	+32767 VAR / -32768 VAR	1 VAR sec	F4
30	268	3	TOU Prior Season Reg5 Peak Demand Div. VAR (Quadrant 3 + 4)	0 VAR / -32768 VAR	1 VAR sec	F4
30	269	0	TOU Prior Season Reg5 Coin. Dmd. VAR to Peak Dmd. Rcv. Watt	+32768 VAR/ -32768 VAR	1 VAR sec	F4
30	269	1	TOU Prior Season Reg5 Coin. Dmd. VAR to Peak Dmd. Div. Watt	+32768 VAR / -32768 VAR	1 VAR sec	F4
30	272	0	TOU Prior Season Reg6 Peak Demand Rcv. Watt (Quadrant 1 + 4)	+32768 Watt / 0 Watt	1 W sec	F4
30	272	1	TOU Prior Season Reg6 Peak Demand Div. Watt (Quadrant 2 + 3)	0 Watt / -32768 Watt	1 W sec	F4
30	272	2	TOU Prior Season Reg6 Peak Demand Rcv. VAR (Quadrant 1 + 2)	+32767 VAR / -32768 VAR	1 VAR sec	F4
30	272	3	TOU Prior Season Reg6 Peak Demand Div. VAR (Quadrant 3 + 4)	0 VAR / -32768 VAR	1 VAR sec	F4
30	273	0	TOU Prior Season Reg6 Coin. Dmd. VAR to Peak Dmd. Rcv. Watt	+32768 VAR/ -32768 VAR	1 VAR sec	F4
30	273	1	TOU Prior Season Reg6 Coin. Dmd. VAR to Peak Dmd. Div. Watt	+32768 VAR / -32768 VAR	1 VAR sec	F4
30	276	0	TOU Prior Season Reg7 Peak Demand Rcv. Watt (Quadrant 1 + 4)	+32768 Watt / 0 Watt	1 W sec	F4
30	276	1	TOU Prior Season Reg7 Peak Demand Div. Watt (Quadrant 2 + 3)	0 Watt / -32768 Watt	1 W sec	F4
30	276	2	TOU Prior Season Reg7 Peak Demand Rcv. VAR (Quadrant 1 + 2)	+32767 VAR / -32768 VAR	1 VAR sec	F4
30	276	3	TOU Prior Season Reg7 Peak Demand Div. VAR (Quadrant 3 + 4)	0 VAR / -32768 VAR	1 VAR sec	F4
30	277	0	TOU Prior Season Reg7 Coin. Dmd. VAR to Peak Dmd. Rcv. Watt	+32768 VAR/ -32768 VAR	1 VAR sec	F4
30	277	1	TOU Prior Season Reg7 Coin. Dmd. VAR to Peak Dmd. Div. Watt	+32768 VAR / -32768 VAR	1 VAR sec	F4
30	280	0	TOU Prior Season Reg8 Peak Demand Rcv. Watt (Quadrant 1 + 4)	+32768 Watt / 0 Watt	1 W sec	F4
30	280	1	TOU Prior Season Reg8 Peak Demand Div. Watt (Quadrant 2 + 3)	0 Watt / -32768 Watt	1 W sec	F4
30	280	2	TOU Prior Season Reg8 Peak Demand Rcv. VAR (Quadrant 1 + 2)	+32767 VAR / -32768 VAR	1 VAR sec	F4
30	280	3	TOU Prior Season Reg8 Peak Demand Div. VAR (Quadrant 3 + 4)	0 VAR / -32768 VAR	1 VAR sec	F4
30	281	0	TOU Prior Season Reg8 Coin. Dmd. VAR to Peak Dmd. Rcv. Watt	+32768 VAR/ -32768 VAR	1 VAR sec	F4
30	281	1	TOU Prior Season Reg8 Coin. Dmd. VAR to Peak Dmd. Div. Watt	+32768 VAR / -32768 VAR	1 VAR sec	F4
30	284	0	TOU Prior Season Total Peak Demand Rcv. Watt (Quadrant 1 + 4)	+32768 Watt / 0 Watt	1 W sec	F4
30	284	1	TOU Prior Season Total Peak Demand Div. Watt (Quadrant 2 + 3)	0 Watt / -32768 Watt	1 W sec	F4
30	284	2	TOU Prior Season Total Peak Demand Rcv. VAR (Quadrant 1 + 2)	+32767 VAR / -32768 VAR	1 VAR sec	F4
30	284	3	TOU Prior Season Total Peak Demand Div. VAR (Quadrant 3 + 4)	0 VAR / -32768 VAR	1 VAR sec	F4

OBJECT	EIG LINE	EIG POINT	Description	Range	Units	Type
30	285	0	TOU Prior Season Total Coin. Dmd. VAR to Peak Dmd. Rcv. Watt	+32768 VAR/ -32768 VAR	1 VAR sec	F4
30	285	1	TOU Prior Season Total Coin. Dmd. VAR to Peak Dmd. Dlv. Watt	+32768 VAR / -32768 VAR	1 VAR sec	F4
30	288	0	TOU Prior Month Reg1 Peak Demand Rcv. Watt (Quadrant 1 + 4)	+32768 Watt / 0 Watt	1 W sec	F4
30	288	1	TOU Prior Month Reg1 Peak Demand Dlv. Watt (Quadrant 2 + 3)	0 Watt / -32768 Watt	1 W sec	F4
30	288	2	TOU Prior Month Reg1 Peak Demand Rcv. VAR (Quadrant 1 + 2)	+32767 VAR / -32768 VAR	1 VAR sec	F4
30	288	3	TOU Prior Month Reg1 Peak Demand Dlv. VAR (Quadrant 3 + 4)	0 VAR / -32768 VAR	1 VAR sec	F4
30	289	0	TOU Prior Month Reg1 Coin. Dmd. VAR to Peak Dmd. Rcv. Watt	+32768 VAR/ -32768 VAR	1 VAR sec	F4
30	289	1	TOU Prior Month Reg1 Coin. Dmd. VAR to Peak Dmd. Dlv. Watt	+32768 VAR / -32768 VAR	1 VAR sec	F4
30	292	0	TOU Prior Month Reg2 Peak Demand Rcv. Watt (Quadrant 1 + 4)	+32768 Watt / 0 Watt	1 W sec	F4
30	292	1	TOU Prior Month Reg2 Peak Demand Dlv. Watt (Quadrant 2 + 3)	0 Watt / -32768 Watt	1 W sec	F4
30	292	2	TOU Prior Month Reg2 Peak Demand Rcv. VAR (Quadrant 1 + 2)	+32767 VAR / -32768 VAR	1 VAR sec	F4
30	292	3	TOU Prior Month Reg2 Peak Demand Dlv. VAR (Quadrant 3 + 4)	0 VAR / -32768 VAR	1 VAR sec	F4
30	293	0	TOU Prior Month Reg2 Coin. Dmd. VAR to Peak Dmd. Rcv. Watt	+32768 VAR/ -32768 VAR	1 VAR sec	F4
30	293	1	TOU Prior Month Reg2 Coin. Dmd. VAR to Peak Dmd. Dlv. Watt	+32768 VAR / -32768 VAR	1 VAR sec	F4
30	296	0	TOU Prior Month Reg3 Peak Demand Rcv. Watt (Quadrant 1 + 4)	+32768 Watt / 0 Watt	1 W sec	F4
30	296	1	TOU Prior Month Reg3 Peak Demand Dlv. Watt (Quadrant 2 + 3)	0 Watt / -32768 Watt	1 W sec	F4
30	296	2	TOU Prior Month Reg3 Peak Demand Rcv. VAR (Quadrant 1 + 2)	+32767 VAR / -32768 VAR	1 VAR sec	F4
30	296	3	TOU Prior Month Reg3 Peak Demand Dlv. VAR (Quadrant 3 + 4)	0 VAR / -32768 VAR	1 VAR sec	F4
30	297	0	TOU Prior Month Reg3 Coin. Dmd. VAR to Peak Dmd. Rcv. Watt	+32768 VAR/ -32768 VAR	1 VAR sec	F4
30	297	1	TOU Prior Month Reg3 Coin. Dmd. VAR to Peak Dmd. Dlv. Watt	+32768 VAR / -32768 VAR	1 VAR sec	F4
30	300	0	TOU Prior Month Reg4 Peak Demand Rcv. Watt (Quadrant 1 + 4)	+32768 Watt / 0 Watt	1 W sec	F4
30	300	1	TOU Prior Month Reg4 Peak Demand Dlv. Watt (Quadrant 2 + 3)	0 Watt / -32768 Watt	1 W sec	F4
30	300	2	TOU Prior Month Reg4 Peak Demand Rcv. VAR (Quadrant 1 + 2)	+32767 VAR / -32768 VAR	1 VAR sec	F4
30	300	3	TOU Prior Month Reg4 Peak Demand Dlv. VAR (Quadrant 3 + 4)	0 VAR / -32768 VAR	1 VAR sec	F4
30	301	0	TOU Prior Month Reg4 Coin. Dmd. VAR to Peak Dmd. Rcv. Watt	+32768 VAR/ -32768 VAR	1 VAR sec	F4
30	301	1	TOU Prior Month Reg4 Coin. Dmd. VAR to Peak Dmd. Dlv. Watt	+32768 VAR / -32768 VAR	1 VAR sec	F4
30	304	0	TOU Prior Month Reg5 Peak Demand Rcv. Watt (Quadrant 1 + 4)	+32768 Watt / 0 Watt	1 W sec	F4
30	304	1	TOU Prior Month Reg5 Peak Demand Dlv. Watt (Quadrant 2 + 3)	0 Watt / -32768 Watt	1 W sec	F4
30	304	2	TOU Prior Month Reg5 Peak Demand Rcv. VAR (Quadrant 1 + 2)	+32767 VAR / -32768 VAR	1 VAR sec	F4
30	304	3	TOU Prior Month Reg5 Peak Demand Dlv. VAR (Quadrant 3 + 4)	0 VAR / -32768 VAR	1 VAR sec	F4
30	305	0	TOU Prior Month Reg5 Coin. Dmd. VAR to Peak Dmd. Rcv. Watt	+32768 VAR/ -32768 VAR	1 VAR sec	F4
30	305	1	TOU Prior Month Reg5 Coin. Dmd. VAR to Peak Dmd. Dlv. Watt	+32768 VAR / -32768 VAR	1 VAR sec	F4
30	308	0	TOU Prior Month Reg6 Peak Demand Rcv. Watt (Quadrant 1 + 4)	+32768 Watt / 0 Watt	1 W sec	F4
30	308	1	TOU Prior Month Reg6 Peak Demand Dlv. Watt (Quadrant 2 + 3)	0 Watt / -32768 Watt	1 W sec	F4
30	308	2	TOU Prior Month Reg6 Peak Demand Rcv. VAR (Quadrant 1 + 2)	+32767 VAR / -32768 VAR	1 VAR sec	F4
30	308	3	TOU Prior Month Reg6 Peak Demand Dlv. VAR (Quadrant 3 + 4)	0 VAR / -32768 VAR	1 VAR sec	F4
30	309	0	TOU Prior Month Reg6 Coin. Dmd. VAR to Peak Dmd. Rcv. Watt	+32768 VAR/ -32768 VAR	1 VAR sec	F4

OBJECT	EIG LINE	EIG POINT	Description	Range	Units	Type
30	309	1	TOU Prior Month Reg6 Coin. Dmd. VAR to Peak Dmd. Dlv. Watt	+32768 VAR / -32768 VAR	1 VAR sec	F4
30	312	0	TOU Prior Month Reg7 Peak Demand Rcv. Watt (Quadrant 1 + 4)	+32768 Watt / 0 Watt	1 W sec	F4
30	312	1	TOU Prior Month Reg7 Peak Demand Dlv. Watt (Quadrant 2 + 3)	0 Watt / -32768 Watt	1 W sec	F4
30	312	2	TOU Prior Month Reg7 Peak Demand Rcv. VAR (Quadrant 1 + 2)	+32767 VAR / -32768 VAR	1 VAR sec	F4
30	312	3	TOU Prior Month Reg7 Peak Demand Dlv. VAR (Quadrant 3 + 4)	0 VAR / -32768 VAR	1 VAR sec	F4
30	313	0	TOU Prior Month Reg7 Coin. Dmd. VAR to Peak Dmd. Rcv. Watt	+32768 VAR / -32768 VAR	1 VAR sec	F4
30	313	1	TOU Prior Month Reg7 Coin. Dmd. VAR to Peak Dmd. Dlv. Watt	+32768 VAR / -32768 VAR	1 VAR sec	F4
30	316	0	TOU Prior Month Reg8 Peak Demand Rcv. Watt (Quadrant 1 + 4)	+32768 Watt / 0 Watt	1 W sec	F4
30	316	1	TOU Prior Month Reg8 Peak Demand Dlv. Watt (Quadrant 2 + 3)	0 Watt / -32768 Watt	1 W sec	F4
30	316	2	TOU Prior Month Reg8 Peak Demand Rcv. VAR (Quadrant 1 + 2)	+32767 VAR / -32768 VAR	1 VAR sec	F4
30	316	3	TOU Prior Month Reg8 Peak Demand Dlv. VAR (Quadrant 3 + 4)	0 VAR / -32768 VAR	1 VAR sec	F4
30	317	0	TOU Prior Month Reg8 Coin. Dmd. VAR to Peak Dmd. Rcv. Watt	+32768 VAR / -32768 VAR	1 VAR sec	F4
30	317	1	TOU Prior Month Reg8 Coin. Dmd. VAR to Peak Dmd. Dlv. Watt	+32768 VAR / -32768 VAR	1 VAR sec	F4
30	320	0	TOU Prior Month Total Peak Demand Rcv. Watt (Quadrant 1 + 4)	+32768 Watt / 0 Watt	1 W sec	F4
30	320	1	TOU Prior Month Total Peak Demand Dlv. Watt (Quadrant 2 + 3)	0 Watt / -32768 Watt	1 W sec	F4
30	320	2	TOU Prior Month Total Peak Demand Rcv. VAR (Quadrant 1 + 2)	+32767 VAR / -32768 VAR	1 VAR sec	F4
30	320	3	TOU Prior Month Total Peak Demand Dlv. VAR (Quadrant 3 + 4)	0 VAR / -32768 VAR	1 VAR sec	F4
30	321	0	TOU Prior Month Total Coin. Dmd. VAR to Peak Dmd. Rcv. Watt	+32768 VAR / -32768 VAR	1 VAR sec	F4
30	321	1	TOU Prior Month Total Coin. Dmd. VAR to Peak Dmd. Dlv. Watt	+32768 VAR / -32768 VAR	1 VAR sec	F4
30	324	0	TOU Current Season Reg1 Peak Demand Rcv. Watt (Quadrant 1 + 4)	+32768 Watt / 0 Watt	1 W sec	F4
30	324	1	TOU Current Season Reg1 Peak Demand Dlv. Watt (Quadrant 2 + 3)	0 Watt / -32768 Watt	1 W sec	F4
30	324	2	TOU Current Season Reg1 Peak Demand Rcv. VAR (Quadrant 1 + 2)	+32767 VAR / -32768 VAR	1 VAR sec	F4
30	324	3	TOU Current Season Reg1 Peak Demand Dlv. VAR (Quadrant 3 + 4)	0 VAR / -32768 VAR	1 VAR sec	F4
30	325	0	TOU Current Season Reg1 Coin. Dmd. VAR to Peak Dmd. Rcv. Watt	+32768 VAR / -32768 VAR	1 VAR sec	F4
30	325	1	TOU Current Season Reg1 Coin. Dmd. VAR to Peak Dmd. Dlv. Watt	+32768 VAR / -32768 VAR	1 VAR sec	F4
30	328	0	TOU Current Season Reg2 Peak Demand Rcv. Watt (Quadrant 1 + 4)	+32768 Watt / 0 Watt	1 W sec	F4
30	328	1	TOU Current Season Reg2 Peak Demand Dlv. Watt (Quadrant 2 + 3)	0 Watt / -32768 Watt	1 W sec	F4
30	328	2	TOU Current Season Reg2 Peak Demand Rcv. VAR (Quadrant 1 + 2)	+32767 VAR / -32768 VAR	1 VAR sec	F4
30	328	3	TOU Current Season Reg2 Peak Demand Dlv. VAR (Quadrant 3 + 4)	0 VAR / -32768 VAR	1 VAR sec	F4
30	329	0	TOU Current Season Reg2 Coin. Dmd. VAR to Peak Dmd. Rcv. Watt	+32768 VAR / -32768 VAR	1 VAR sec	F4
30	329	1	TOU Current Season Reg2 Coin. Dmd. VAR to Peak Dmd. Dlv. Watt	+32768 VAR / -32768 VAR	1 VAR sec	F4
30	332	0	TOU Current Season Reg3 Peak Demand Rcv. Watt (Quadrant 1 + 4)	+32768 Watt / 0 Watt	1 W sec	F4
30	332	1	TOU Current Season Reg3 Peak Demand Dlv. Watt (Quadrant 2 + 3)	0 Watt / -32768 Watt	1 W sec	F4
30	332	2	TOU Current Season Reg3 Peak Demand Rcv. VAR (Quadrant 1 + 2)	+32767 VAR / -32768 VAR	1 VAR sec	F4
30	332	3	TOU Current Season Reg3 Peak Demand Dlv. VAR (Quadrant 3 + 4)	0 VAR / -32768 VAR	1 VAR sec	F4
30	333	0	TOU Current Season Reg3 Coin. Dmd. VAR to Peak Dmd. Rcv. Watt	+32768 VAR / -32768 VAR	1 VAR sec	F4
30	333	1	TOU Current Season Reg3 Coin. Dmd. VAR to Peak Dmd. Dlv. Watt	+32768 VAR / -32768 VAR	1 VAR sec	F4

OBJECT	EIG LINE	EIG POINT	Description	Range	Units	Type
30	336	0	TOU Current Season Reg4 Peak Demand Rcv. Watt (Quadrant 1 + 4)	+32768 Watt / 0 Watt	1 W sec	F4
30	336	1	TOU Current Season Reg4 Peak Demand Dlv. Watt (Quadrant 2 + 3)	0 Watt / -32768 Watt	1 W sec	F4
30	336	2	TOU Current Season Reg4 Peak Demand Rcv. VAR (Quadrant 1 + 2)	+32767 VAR / -32768 VAR	1 VAR sec	F4
30	336	3	TOU Current Season Reg4 Peak Demand Dlv. VAR (Quadrant 3 + 4)	0 VAR / -32768 VAR	1 VAR sec	F4
30	337	0	TOU Current Season Reg4 Coin. Dmd. VAR to Peak Dmd. Rcv. Watt	+32768 VAR / -32768 VAR	1 VAR sec	F4
30	337	1	TOU Current Season Reg4 Coin. Dmd. VAR to Peak Dmd. Dlv. Watt	+32768 VAR / -32768 VAR	1 VAR sec	F4
30	340	0	TOU Current Season Reg5 Peak Demand Rcv. Watt (Quadrant 1 + 4)	+32768 Watt / 0 Watt	1 W sec	F4
30	340	1	TOU Current Season Reg5 Peak Demand Dlv. Watt (Quadrant 2 + 3)	0 Watt / -32768 Watt	1 W sec	F4
30	340	2	TOU Current Season Reg5 Peak Demand Rcv. VAR (Quadrant 1 + 2)	+32767 VAR / -32768 VAR	1 VAR sec	F4
30	340	3	TOU Current Season Reg5 Peak Demand Dlv. VAR (Quadrant 3 + 4)	0 VAR / -32768 VAR	1 VAR sec	F4
30	341	0	TOU Current Season Reg5 Coin. Dmd. VAR to Peak Dmd. Rcv. Watt	+32768 VAR / -32768 VAR	1 VAR sec	F4
30	341	1	TOU Current Season Reg5 Coin. Dmd. VAR to Peak Dmd. Dlv. Watt	+32768 VAR / -32768 VAR	1 VAR sec	F4
30	344	0	TOU Current Season Reg6 Peak Demand Rcv. Watt (Quadrant 1 + 4)	+32768 Watt / 0 Watt	1 W sec	F4
30	344	1	TOU Current Season Reg6 Peak Demand Dlv. Watt (Quadrant 2 + 3)	0 Watt / -32768 Watt	1 W sec	F4
30	344	2	TOU Current Season Reg6 Peak Demand Rcv. VAR (Quadrant 1 + 2)	+32767 VAR / -32768 VAR	1 VAR sec	F4
30	344	3	TOU Current Season Reg6 Peak Demand Dlv. VAR (Quadrant 3 + 4)	0 VAR / -32768 VAR	1 VAR sec	F4
30	345	0	TOU Current Season Reg6 Coin. Dmd. VAR to Peak Dmd. Rcv. Watt	+32768 VAR / -32768 VAR	1 VAR sec	F4
30	345	1	TOU Current Season Reg6 Coin. Dmd. VAR to Peak Dmd. Dlv. Watt	+32768 VAR / -32768 VAR	1 VAR sec	F4
30	348	0	TOU Current Season Reg7 Peak Demand Rcv. Watt (Quadrant 1 + 4)	+32768 Watt / 0 Watt	1 W sec	F4
30	348	1	TOU Current Season Reg7 Peak Demand Dlv. Watt (Quadrant 2 + 3)	0 Watt / -32768 Watt	1 W sec	F4
30	348	2	TOU Current Season Reg7 Peak Demand Rcv. VAR (Quadrant 1 + 2)	+32767 VAR / -32768 VAR	1 VAR sec	F4
30	348	3	TOU Current Season Reg7 Peak Demand Dlv. VAR (Quadrant 3 + 4)	0 VAR / -32768 VAR	1 VAR sec	F4
30	349	0	TOU Current Season Reg7 Coin. Dmd. VAR to Peak Dmd. Rcv. Watt	+32768 VAR / -32768 VAR	1 VAR sec	F4
30	349	1	TOU Current Season Reg7 Coin. Dmd. VAR to Peak Dmd. Dlv. Watt	+32768 VAR / -32768 VAR	1 VAR sec	F4
30	352	0	TOU Current Season Reg8 Peak Demand Rcv. Watt (Quadrant 1 + 4)	+32768 Watt / 0 Watt	1 W sec	F4
30	352	1	TOU Current Season Reg8 Peak Demand Dlv. Watt (Quadrant 2 + 3)	0 Watt / -32768 Watt	1 W sec	F4
30	352	2	TOU Current Season Reg8 Peak Demand Rcv. VAR (Quadrant 1 + 2)	+32767 VAR / -32768 VAR	1 VAR sec	F4
30	352	3	TOU Current Season Reg8 Peak Demand Dlv. VAR (Quadrant 3 + 4)	0 VAR / -32768 VAR	1 VAR sec	F4
30	353	0	TOU Current Season Reg8 Coin. Dmd. VAR to Peak Dmd. Rcv. Watt	+32768 VAR / -32768 VAR	1 VAR sec	F4
30	353	1	TOU Current Season Reg8 Coin. Dmd. VAR to Peak Dmd. Dlv. Watt	+32768 VAR / -32768 VAR	1 VAR sec	F4
30	356	0	TOU Current Season Total Peak Demand Rcv. Watt (Quadrant 1 + 4)	+32768 Watt / 0 Watt	1 W sec	F4
30	356	1	TOU Current Season Total Peak Demand Dlv. Watt (Quadrant 2 + 3)	0 Watt / -32768 Watt	1 W sec	F4
30	356	2	TOU Current Season Total Peak Demand Rcv. VAR (Quadrant 1 + 2)	+32767 VAR / -32768 VAR	1 VAR sec	F4
30	356	3	TOU Current Season Total Peak Demand Dlv. VAR (Quadrant 3 + 4)	0 VAR / -32768 VAR	1 VAR sec	F4
30	357	0	TOU Current Season Total Coin. Dmd. VAR to Peak Dmd. Rcv. Watt	+32768 VAR / -32768 VAR	1 VAR sec	F4
30	357	1	TOU Current Season Total Coin. Dmd. VAR to Peak Dmd. Dlv. Watt	+32768 VAR / -32768 VAR	1 VAR sec	F4
30	360	0	TOU Current Month Reg1 Peak Demand Rcv. Watt (Quadrant 1 + 4)	+32768 Watt / 0 Watt	1 W sec	F4

OBJECT	EIG LINE	EIG POINT	Description	Range	Units	Type
30	360	1	TOU Current Month Reg1 Peak Demand Dlv. Watt (Quadrant 2 + 3)	0 Watt / -32768 Watt	1 W sec	F4
30	360	2	TOU Current Month Reg1 Peak Demand Rcv. VAR (Quadrant 1 + 2)	+32767 VAR / -32768 VAR	1 VAR sec	F4
30	360	3	TOU Current Month Reg1 Peak Demand Dlv. VAR (Quadrant 3 + 4)	0 VAR / -32768 VAR	1 VAR sec	F4
30	361	0	TOU Current Month Reg1 Coin. Dmd. VAR to Peak Dmd. Rcv. Watt	+32768 VAR / -32768 VAR	1 VAR sec	F4
30	361	1	TOU Current Month Reg1 Coin. Dmd. VAR to Peak Dmd. Dlv. Watt	+32768 VAR / -32768 VAR	1 VAR sec	F4
30	364	0	TOU Current Month Reg2 Peak Demand Rcv. Watt (Quadrant 1 + 4)	+32768 Watt / 0 Watt	1 W sec	F4
30	364	1	TOU Current Month Reg2 Peak Demand Dlv. Watt (Quadrant 2 + 3)	0 Watt / -32768 Watt	1 W sec	F4
30	364	2	TOU Current Month Reg2 Peak Demand Rcv. VAR (Quadrant 1 + 2)	+32767 VAR / -32768 VAR	1 VAR sec	F4
30	364	3	TOU Current Month Reg2 Peak Demand Dlv. VAR (Quadrant 3 + 4)	0 VAR / -32768 VAR	1 VAR sec	F4
30	365	0	TOU Current Month Reg2 Coin. Dmd. VAR to Peak Dmd. Rcv. Watt	+32768 VAR / -32768 VAR	1 VAR sec	F4
30	365	1	TOU Current Month Reg2 Coin. Dmd. VAR to Peak Dmd. Dlv. Watt	+32768 VAR / -32768 VAR	1 VAR sec	F4
30	368	0	TOU Current Month Reg3 Peak Demand Rcv. Watt (Quadrant 1 + 4)	+32768 Watt / 0 Watt	1 W sec	F4
30	368	1	TOU Current Month Reg3 Peak Demand Dlv. Watt (Quadrant 2 + 3)	0 Watt / -32768 Watt	1 W sec	F4
30	368	2	TOU Current Month Reg3 Peak Demand Rcv. VAR (Quadrant 1 + 2)	+32767 VAR / -32768 VAR	1 VAR sec	F4
30	368	3	TOU Current Month Reg3 Peak Demand Dlv. VAR (Quadrant 3 + 4)	0 VAR / -32768 VAR	1 VAR sec	F4
30	369	0	TOU Current Month Reg3 Coin. Dmd. VAR to Peak Dmd. Rcv. Watt	+32768 VAR / -32768 VAR	1 VAR sec	F4
30	369	1	TOU Current Month Reg3 Coin. Dmd. VAR to Peak Dmd. Dlv. Watt	+32768 VAR / -32768 VAR	1 VAR sec	F4
30	372	0	TOU Current Month Reg4 Peak Demand Rcv. Watt (Quadrant 1 + 4)	+32768 Watt / 0 Watt	1 W sec	F4
30	372	1	TOU Current Month Reg4 Peak Demand Dlv. Watt (Quadrant 2 + 3)	0 Watt / -32768 Watt	1 W sec	F4
30	372	2	TOU Current Month Reg4 Peak Demand Rcv. VAR (Quadrant 1 + 2)	+32767 VAR / -32768 VAR	1 VAR sec	F4
30	372	3	TOU Current Month Reg4 Peak Demand Dlv. VAR (Quadrant 3 + 4)	0 VAR / -32768 VAR	1 VAR sec	F4
30	373	0	TOU Current Month Reg4 Coin. Dmd. VAR to Peak Dmd. Rcv. Watt	+32768 VAR / -32768 VAR	1 VAR sec	F4
30	373	1	TOU Current Month Reg4 Coin. Dmd. VAR to Peak Dmd. Dlv. Watt	+32768 VAR / -32768 VAR	1 VAR sec	F4
30	376	0	TOU Current Month Reg5 Peak Demand Rcv. Watt (Quadrant 1 + 4)	+32768 Watt / 0 Watt	1 W sec	F4
30	376	1	TOU Current Month Reg5 Peak Demand Dlv. Watt (Quadrant 2 + 3)	0 Watt / -32768 Watt	1 W sec	F4
30	376	2	TOU Current Month Reg5 Peak Demand Rcv. VAR (Quadrant 1 + 2)	+32767 VAR / -32768 VAR	1 VAR sec	F4
30	376	3	TOU Current Month Reg5 Peak Demand Dlv. VAR (Quadrant 3 + 4)	0 VAR / -32768 VAR	1 VAR sec	F4
30	377	0	TOU Current Month Reg5 Coin. Dmd. VAR to Peak Dmd. Rcv. Watt	+32768 VAR / -32768 VAR	1 VAR sec	F4
30	377	1	TOU Current Month Reg5 Coin. Dmd. VAR to Peak Dmd. Dlv. Watt	+32768 VAR / -32768 VAR	1 VAR sec	F4
30	380	0	TOU Current Month Reg6 Peak Demand Rcv. Watt (Quadrant 1 + 4)	+32768 Watt / 0 Watt	1 W sec	F4
30	380	1	TOU Current Month Reg6 Peak Demand Dlv. Watt (Quadrant 2 + 3)	0 Watt / -32768 Watt	1 W sec	F4
30	380	2	TOU Current Month Reg6 Peak Demand Rcv. VAR (Quadrant 1 + 2)	+32767 VAR / -32768 VAR	1 VAR sec	F4
30	380	3	TOU Current Month Reg6 Peak Demand Dlv. VAR (Quadrant 3 + 4)	0 VAR / -32768 VAR	1 VAR sec	F4
30	381	0	TOU Current Month Reg6 Coin. Dmd. VAR to Peak Dmd. Rcv. Watt	+32768 VAR / -32768 VAR	1 VAR sec	F4
30	381	1	TOU Current Month Reg6 Coin. Dmd. VAR to Peak Dmd. Dlv. Watt	+32768 VAR / -32768 VAR	1 VAR sec	F4
30	384	0	TOU Current Month Reg7 Peak Demand Rcv. Watt (Quadrant 1 + 4)	+32768 Watt / 0 Watt	1 W sec	F4
30	384	1	TOU Current Month Reg7 Peak Demand Dlv. Watt (Quadrant 2 + 3)	0 Watt / -32768 Watt	1 W sec	F4

OBJECT	EIG LINE	EIG POINT	Description	Range	Units	Type
30	384	2	TOU Current Month Reg7 Peak Demand Rcv. VAR (Quadrant 1 + 2)	+32767 VAR / -32768 VAR	1 VAR sec	F4
30	384	3	TOU Current Month Reg7 Peak Demand Dlv. VAR (Quadrant 3 + 4)	0 VAR / -32768 VAR	1 VAR sec	F4
30	385	0	TOU Current Month Reg7 Coin. Dmd. VAR to Peak Dmd. Rcv. Watt	+32768 VAR / -32768 VAR	1 VAR sec	F4
30	385	1	TOU Current Month Reg7 Coin. Dmd. VAR to Peak Dmd. Dlv. Watt	+32768 VAR / -32768 VAR	1 VAR sec	F4
30	388	0	TOU Current Month Reg8 Peak Demand Rcv. Watt (Quadrant 1 + 4)	+32768 Watt / 0 Watt	1 W sec	F4
30	388	1	TOU Current Month Reg8 Peak Demand Dlv. Watt (Quadrant 2 + 3)	0 Watt / -32768 Watt	1 W sec	F4
30	388	2	TOU Current Month Reg8 Peak Demand Rcv. VAR (Quadrant 1 + 2)	+32767 VAR / -32768 VAR	1 VAR sec	F4
30	388	3	TOU Current Month Reg8 Peak Demand Dlv. VAR (Quadrant 3 + 4)	0 VAR / -32768 VAR	1 VAR sec	F4
30	389	0	TOU Current Month Reg8 Coin. Dmd. VAR to Peak Dmd. Rcv. Watt	+32768 VAR / -32768 VAR	1 VAR sec	F4
30	389	1	TOU Current Month Reg8 Coin. Dmd. VAR to Peak Dmd. Dlv. Watt	+32768 VAR / -32768 VAR	1 VAR sec	F4
30	392	0	TOU Current Month Total Peak Demand Rcv. Watt (Quadrant 1 + 4)	+32768 Watt / 0 Watt	1 W sec	F4
30	392	1	TOU Current Month Total Peak Demand Dlv. Watt (Quadrant 2 + 3)	0 Watt / -32768 Watt	1 W sec	F4
30	392	2	TOU Current Month Total Peak Demand Rcv. VAR (Quadrant 1 + 2)	+32767 VAR / -32768 VAR	1 VAR sec	F4
30	392	3	TOU Current Month Total Peak Demand Dlv. VAR (Quadrant 3 + 4)	0 VAR / -32768 VAR	1 VAR sec	F4
30	393	0	TOU Current Month Total Coin. Dmd. VAR to Peak Dmd. Rcv. Watt	+32768 VAR / -32768 VAR	1 VAR sec	F4
30	393	1	TOU Current Month Total Coin. Dmd. VAR to Peak Dmd. Dlv. Watt	+32768 VAR / -32768 VAR	1 VAR sec	F4
30	403	0	Pulse Accumulation Block Window Average / Maximum Block Status			F10
30	410	0	Nexus Internal Temperature	+3276.7 C / -3276.8 C	0.1 degree C	F19
30	411	0	Analog Input 1, Module 1	+327.67% / -327.68%	0.01%	F7
30	411	1	Analog Input 2, Module 1	+327.67% / -327.68%	0.01%	F7
30	411	2	Analog Input 3, Module 1	+327.67% / -327.68%	0.01%	F7
30	411	3	Analog Input 4, Module 1	+327.67% / -327.68%	0.01%	F7
30	411	4	Analog Input 5, Module 1	+327.67% / -327.68%	0.01%	F7
30	411	5	Analog Input 6, Module 1	+327.67% / -327.68%	0.01%	F7
30	411	6	Analog Input 7, Module 1	+327.67% / -327.68%	0.01%	F7
30	411	7	Analog Input 8, Module 1	+327.67% / -327.68%	0.01%	F7
30	412	0	Analog Input 1, Module 2	+327.67% / -327.68%	0.01%	F7
30	412	1	Analog Input 2, Module 2	+327.67% / -327.68%	0.01%	F7
30	412	2	Analog Input 3, Module 2	+327.67% / -327.68%	0.01%	F7
30	412	3	Analog Input 4, Module 2	+327.67% / -327.68%	0.01%	F7
30	412	4	Analog Input 5, Module 2	+327.67% / -327.68%	0.01%	F7
30	412	5	Analog Input 6, Module 2	+327.67% / -327.68%	0.01%	F7
30	412	6	Analog Input 7, Module 2	+327.67% / -327.68%	0.01%	F7
30	412	7	Analog Input 8, Module 2	+327.67% / -327.68%	0.01%	F7
30	413	0	Analog Input 1, Module 3	+327.67% / -327.68%	0.01%	F7
30	413	1	Analog Input 2, Module 3	+327.67% / -327.68%	0.01%	F7
30	413	2	Analog Input 3, Module 3	+327.67% / -327.68%	0.01%	F7

OBJECT	EIG LINE	EIG POINT	Description	Range	Units	Type
30	413	3	Analog Input 4, Module 3	+327.67% / -327.68%	0.01%	F7
30	413	4	Analog Input 5, Module 3	+327.67% / -327.68%	0.01%	F7
30	413	5	Analog Input 6, Module 3	+327.67% / -327.68%	0.01%	F7
30	413	6	Analog Input 7, Module 3	+327.67% / -327.68%	0.01%	F7
30	413	7	Analog Input 8, Module 3	+327.67% / -327.68%	0.01%	F7
30	414	0	Analog Input 1, Module 4	+327.67% / -327.68%	0.01%	F7
30	414	1	Analog Input 2, Module 4	+327.67% / -327.68%	0.01%	F7
30	414	2	Analog Input 3, Module 4	+327.67% / -327.68%	0.01%	F7
30	414	3	Analog Input 4, Module 4	+327.67% / -327.68%	0.01%	F7
30	414	4	Analog Input 5, Module 4	+327.67% / -327.68%	0.01%	F7
30	414	5	Analog Input 6, Module 4	+327.67% / -327.68%	0.01%	F7
30	414	6	Analog Input 7, Module 4	+327.67% / -327.68%	0.01%	F7
30	414	7	Analog Input 8, Module 4	+327.67% / -327.68%	0.01%	F7
30	432	0	Relay Delay, Relay 1	255 / 0	1 sec	F21
30	432	1	Relay Delay, Relay 2	255 / 0	1 sec	F21
30	432	2	Relay Delay, Relay 3	255 / 0	1 sec	F21
30	432	3	Relay Delay, Relay 4	255 / 0	1 sec	F21
30	432	4	Relay Delay, Relay 5	255 / 0	1 sec	F21
30	432	5	Relay Delay, Relay 6	255 / 0	1 sec	F21
30	432	6	Relay Delay, Relay 7	255 / 0	1 sec	F21
30	432	7	Relay Delay, Relay 8	255 / 0	1 sec	F21
30	432	8	Relay Delay, Relay 9	255 / 0	1 sec	F21
30	432	9	Relay Delay, Relay 10	255 / 0	1 sec	F21
30	432	10	Relay Delay, Relay 11	255 / 0	1 sec	F21
30	432	11	Relay Delay, Relay 12	255 / 0	1 sec	F21
30	432	12	Relay Delay, Relay 13	255 / 0	1 sec	F21
30	432	13	Relay Delay, Relay 14	255 / 0	1 sec	F21
30	432	14	Relay Delay, Relay 15	255 / 0	1 sec	F21
30	432	15	Relay Delay, Relay 16	255 / 0	1 sec	F21
30	444	0	Test Mode Block Average Status			F10
30	444	1	Test Mode Rolling Average Status			F10
30	445	0	Test Mode Block Average Total Watt; 1450/1500/1500+ meters - Undefined	+32767 W / -32768 W	1 W sec	F4
30	445	1	Test Mode Rolling Average Total Watt; 1450/1500/1500+ meters - Undefined	+32767 W / -32768 W	1 W sec	F4
30	453	0	Flicker Status			F10
30	455	0	Instantaneous Flicker V <sub>AN</sub>	+32767 / -32768	1	F4



OBJECT	EIG LINE	EIG POINT	Description	Range	Units	Type
30	455	1	Instantaneous Flicker $V_{BN}$	+32767 / -32768	1	F4
30	455	2	Instantaneous Flicker $V_{CN}$	+32767 / -32768	1	F4
30	457	0	Short Term Flicker $V_{AN}$	+32767 / -32768	1	F4
30	457	1	Short Term Flicker $V_{BN}$	+32767 / -32768	1	F4
30	457	2	Short Term Flicker $V_{CN}$	+32767 / -32768	1	F4
30	458	0	Maximum Short Term Flicker $V_{AN}$	+32767 / -32768	1	F4
30	458	1	Maximum Short Term Flicker $V_{BN}$	+32767 / -32768	1	F4
30	458	2	Maximum Short Term Flicker $V_{CN}$	+32767 / -32768	1	F4
30	459	0	Minimum Short Term Flicker $V_{AN}$	+32767 / -32768	1	F4
30	459	1	Minimum Short Term Flicker $V_{BN}$	+32767 / -32768	1	F4
30	459	2	Minimum Short Term Flicker $V_{CN}$	+32767 / -32768	1	F4
30	464	0	Long Term Flicker $V_{AN}$	+32767 / -32768	1	F4
30	464	1	Long Term Flicker $V_{BN}$	+32767 / -32768	1	F4
30	464	2	Long Term Flicker $V_{CN}$	+32767 / -32768	1	F4
30	465	0	Maximum Long Term Flicker $V_{AN}$	+32767 / -32768	1	F4
30	465	1	Maximum Long Term Flicker $V_{BN}$	+32767 / -32768	1	F4
30	465	2	Maximum Long Term Flicker $V_{CN}$	+32767 / -32768	1	F4
30	466	0	Minimum Long Term Flicker $V_{AN}$	+32767 / -32768	1	F4
30	466	1	Minimum Long Term Flicker $V_{BN}$	+32767 / -32768	1	F4
30	466	2	Minimum Long Term Flicker $V_{CN}$	+32767 / -32768	1	F4
30	480	0	Total Vahour (Quadrants 1+2+3+4) in the Interval, Secondary	65535 / 0	1 VAH	F33
30	480	1	Positive VARhour (Quadrants 1+2) in the Interval, Secondary	65535 / 0	1 VARH	F33
30	480	2	Negative VARhour (Quadrants 3+4) in the Interval, Secondary	65535 / 0	1 VARH	F33
30	480	3	Positive Watthour (Quadrants 1+4) in the Interval, Secondary	65535 / 0	1 WH	F33
30	480	4	Negative Watthour (Quadrants 2+3) in the Interval, Secondary	65535 / 0	1 WH	F33
30	481	0	Positive Watthour (Quadrants 1+4) in the Interval, Primary; 1450/1500+ - Undefined	65535 / 0	1 WH	F33
30	481	1	Quadrant 1 Vahour in the Interval, Primary; 1450/1500+ - Undefined	65535 / 0	1 VAH	F33
30	481	2	Quadrant 1 VARhour in the Interval, Primary; 1450/1500+ - Undefined	65535 / 0	1 VARH	F33
30	481	3	Quadrant 4 Vahour in the Interval, Primary; 1450/1500+ - Undefined	65535 / 0	1 VAH	F33
30	481	4	Quadrant 4 VARhour in the Interval, Primary; 1450/1500+ - Undefined	65535 / 0	1 VARH	F33
30	481	5	Negative Watthour (Quadrants 2+3) in the Interval, Primary; 1450/1500+ - Undefined	65535 / 0	1 WH	F33
30	481	6	Quadrant 2 Vahour in the Interval, Primary; 1450/1500+ - Undefined	65535 / 0	1 VAH	F33
30	481	7	Quadrant 2 VARhour in the Interval, Primary; 1450/1500+ - Undefined	65535 / 0	1 VARH	F33

OBJECT	EIG LINE	EIG POINT	Description	Range	Units	Type
30	481	8	Quadrant 3 Vahour in the Interval, Primary; 1450/1500+ - Undefined	65535 / 0	1 VAH	F33
30	481	9	Quadrant 3 VARhour in the Interval, Primary; 1450/1500+ - Undefined	65535 / 0	1 VARH	F33
30	482	0	I2t Phase A in the Interval, Primary; 1450/1500+ - Undefined	65535 / 0	1 I <sup>2</sup> t	F33
30	482	1	I2t Phase B in the Interval, Primary; 1450/1500+ - Undefined	65535 / 0	1 I <sup>2</sup> t	F33
30	482	2	I2t Phase C in the Interval, Primary; 1450/1500+ - Undefined	65535 / 0	1 I <sup>2</sup> t	F33
30	482	3	V2t Phase A in the interval, Primary; 1450/1500+ - Undefined	65535 / 0	1 V <sup>2</sup> t	F33
30	482	4	V2t Phase B in the Interval, Primary; 1450/1500+ - Undefined	65535 / 0	1 V <sup>2</sup> t	F33
30	482	5	V2t Phase C in the Interval, Primary; 1450/1500+ - Undefined	65535 / 0	1 V <sup>2</sup> t	F33
30	483	0	Pulse Accumulation, Internal Input 1 in the Interval, Scaled	65535 / 0	1 Unit	F33
30	483	1	Pulse Accumulation, Internal Input 2 in the Interval, Scaled	65535 / 0	1 Unit	F33
30	483	2	Pulse Accumulation, Internal Input 3 in the Interval, Scaled	65535 / 0	1 Unit	F33
30	483	3	Pulse Accumulation, Internal Input 4 in the Interval, Scaled	65535 / 0	1 Unit	F33
30	483	4	Pulse Accumulation, Internal Input 5 in the Interval, Scaled	65535 / 0	1 Unit	F33
30	483	5	Pulse Accumulation, Internal Input 6 in the Interval, Scaled	65535 / 0	1 Unit	F33
30	483	6	Pulse Accumulation, Internal Input 7 in the Interval, Scaled	65535 / 0	1 Unit	F33
30	483	7	Pulse Accumulation, Internal Input 8 in the Interval, Scaled	65535 / 0	1 Unit	F33
30	484	0	Pulse Aggregation 1 in the Interval, Scaled	65535 / 0	1 Unit	F33
30	484	1	Pulse Aggregation 2 in the Interval, Scaled	65535 / 0	1 Unit	F33
30	484	2	Pulse Aggregation 3 in the Interval, Scaled	65535 / 0	1 Unit	F33
30	484	3	Pulse Aggregation 4 in the Interval, Scaled	65535 / 0	1 Unit	F33
30	485	0	Quadrant 1 Watthour in the Interval, Secondary	65535 / 0	1 WH	F33
30	485	1	Quadrant 4 Watthour in the Interval, Secondary	65535 / 0	1 WH	F33
30	485	2	Quadrant 2 Watthour in the Interval, Secondary	65535 / 0	1 WH	F33
30	485	3	Quadrant 3 Watthour in the Interval, Secondary	65535 / 0	1 WH	F33
30	486	0	Quadrant 1 Vahour in the Interval, Secondary	65535 / 0	1 VAH	F33
30	486	1	Quadrant 1 VARhour in the Interval, Secondary	65535 / 0	1 VARH	F33
30	486	2	Quadrant 4 Vahour in the Interval, Secondary	65535 / 0	1 VAH	F33
30	486	3	Quadrant 4 VARhour in the Interval, Secondary	65535 / 0	1 VARH	F33
30	486	4	Quadrant 2 Vahour in the Interval, Secondary	65535 / 0	1 VAH	F33
30	486	5	Quadrant 2 VARhour in the Interval, Secondary	65535 / 0	1 VARH	F33
30	486	6	Quadrant 3 Vahour in the Interval, Secondary	65535 / 0	1 VAH	F33
30	486	7	Quadrant 3 VARhour in the Interval, Secondary	65535 / 0	1 VARH	F33
30	487	0	Quadrant 1 Watthour in the Interval, Primary; 1450/1500+ - Undefined	65535 / 0	1 WH	F33
30	487	1	Quadrant 4 Watthour in the Interval, Primary; 1450/1500+ - Undefined	65535 / 0	1 WH	F33
30	487	2	Quadrant 2 Watthour in the Interval, Primary; 1450/1500+ - Undefined	65535 / 0	1 WH	F33
30	487	3	Quadrant 3 Watthour in the Interval, Primary; 1450/1500+ - Undefined	65535 / 0	1 WH	F33

OBJECT	EIG LINE	EIG POINT	Description	Range	Units	Type
30	488	0	Total Vahour (Quadrants 1+2+3+4) in the Interval, Primary; 1450/1500+ - Undefined	65535 / 0	1 VAH	F33
30	488	1	Positive VARhour (Quadrants 1+2) in the Interval, Primary; 1450/1500+ - Undefined	65535 / 0	1 VARH	F33
30	488	2	Negative VARhour (Quadrants 3+4) in the Interval, Primary; 1450/1500+ - Undefined	65535 / 0	1 VARH	F33
30	489	0	KYZ Pulse Output in the Interval, Relay 1; 1450 - Test Pulse 1 LED	65535 / 0	1 pulse	F33
30	489	1	KYZ Pulse Output in the Interval, Relay 2; 1450 - Test Pulse 2 LED	65535 / 0	1 pulse	F33
30	489	2	KYZ Pulse Output in the Interval, Relay 3; 1450 - Pulse Output 1 LED/Relay 1	65535 / 0	1 pulse	F33
30	489	3	KYZ Pulse Output in the Interval, Relay 4; 1450 - Pulse Output 2 LED/Relay 2	65535 / 0	1 pulse	F33
30	489	4	KYZ Pulse Output in the Interval, IR LED	65535 / 0	1 pulse	F33
30	490	0	Short Term Flicker Countdown	65535 / 0	1 second	F34
30	490	1	Long Term Flicker Countdown	65535 / 0	1 second	F34
30	498	0	First Index Reset Log; 1450/1500+ - Undefined	65535 / 0		F35
30	498	1	First Index Historical Log 1; 1450/1500+ - Undefined	65535 / 0		F35
30	498	2	First Index Historical Log 2; 1450/1500+ - Undefined	65535 / 0		F35
30	498	3	First Index Sequence of Events Log; 1450/1500+ - Undefined	65535 / 0		F35
30	498	4	First Index Digital Input Log; 1450/1500+ - Undefined	65535 / 0		F35
30	498	5	First Index Digital Output Log; 1450/1500+ - Undefined	65535 / 0		F35
30	498	6	First Index Flicker Log; 1450/1500+ - Undefined	65535 / 0		F35
30	498	7	First Index Waveform Log; 1450/1500+ - Undefined	65535 / 0		F35
30	498	8	First Index PQ Log; 1450/1500+ - Undefined	65535 / 0		F35
30	499	0	Last Index Reset Log; 1450/1500+ - Undefined	65535 / 0		F35
30	499	1	Last Index Historical Log 1; 1450/1500+ - Undefined	65535 / 0		F35
30	499	2	Last Index Historical Log 2; 1450/1500+ - Undefined	65535 / 0		F35
30	499	3	Last Index Sequence of Events Log; 1450/1500+ - Undefined	65535 / 0		F35
30	499	4	Last Index Digital Input Log; 1450/1500+ - Undefined	65535 / 0		F35
30	499	5	Last Index Digital Output Log; 1450/1500+ - Undefined	65535 / 0		F35
30	499	6	Last Index Flicker Log; 1450/1500+ - Undefined	65535 / 0		F35
30	499	7	Last Index Waveform Log; 1450/1500+ - Undefined	65535 / 0		F35
30	499	8	Last Index PQ Log; 1450/1500+ - Undefined	65535 / 0		F35
30	500	0-2	Uncompensated One second Phase A-C VA	+32767 VA / 0 VA	1 VA sec	F7
30	501	0	Uncompensated One second VA	+32767 VA / 0 VA	1 VA sec	F7
30	502	0-2	Uncompensated One second Phase A-C VAR	+32768 VAR / -32768 VAR	1 VAR sec	F7
30	503	0	Uncompensated One second VAR	+32768 VAR / -32768 VAR	1 VAR sec	F7
30	504	0-2	Uncompensated One second Phase A-C W	+32768 W / -32768 W	1 W sec	F7

OBJECT	EIG LINE	EIG POINT	Description	Range	Units	Type
30	505	0	Uncompensated One second W	+32768 W / -32768 W	1 W sec	F7
30	510	0-4	Uncompensated Energy in the Interval, secondary (VAh, +/-VARh, +/-Wh)	65535 / 0	1 W <sub>H</sub>	F33
30	511	0-4	Uncompensated Energy in the Interval, primary (VAh, +/-VARh, +/-Wh) 1450 undefined	65535 / 0	1 W <sub>H</sub>	F33
30	512	0-2	One second Phase A-C Q	+32768 Q / -32768 Q	1 Q sec	F7
30	513	0	One second Q	+32768 Q / -32768 Q	1 Q sec	F7
30	514	0	Thermal Average Q	+32768 Q / -32768 Q	1 Q sec	F7
30	515	0-1	Maximum Thermal Average +/- Q	+32768 Q / -32768 Q	1 Q sec	F7
30	516	0-1	Minimum Thermal Average +/- Q	+32768 Q / -32768 Q	1 Q sec	F7
30	523	0-1	+/- Qh in the Interval, secondary	65535 / 0	1 Q <sub>H</sub>	F33
30	524	0-1	+/- Qh in the Interval, primary; 1500+ meter - Undefined	65535 / 0	1 Q <sub>H</sub>	F33
30	525	0	Block Window Average Q	+32768 Q / -32768 Q	1 Q sec	F7
30	526	0-1	Maximum Block Window Average +/- Q	+32768 Q / -32768 Q	1 Q sec	F7
30	527	0-1	Minimum Block Window Average +/- Q	+32768 Q / -32768 Q	1 Q sec	F7
30	530	0	Rolling Window Average Q	+32768 Q / -32768 Q	1 Q sec	F7
30	531	0-1	Maximum Rolling Window Average +/- Q	+32768 Q / -32768 Q	1 Q sec	F7
30	532	0-1	Minimum Rolling Window Average +/- Q	+32768 Q / -32768 Q	1 Q sec	F7
30	581	0-9	TOU Prior Season Scaled Energy Settings; 1450/1500+ - Undefined			F37
30	582	0-9	TOU Prior Month Scaled Energy Settings; 1500+ meter - Undefined			F37
30	583	0	Total VAh (Quadrant 1+2+3+4) in the Interval, Scaled Primary	variable (9999 through 999999999 / 0)	variable 10 <sup>6</sup> - 10 <sup>-7</sup>	F36
30	583	1	Positive VARh (Quadrant 1+2) in the Interval, Scaled Primary	variable (9999 through 999999999 / 0)	variable 10 <sup>6</sup> - 10 <sup>-7</sup>	F36
30	583	2	Negative VARh (Quadrant 3+4) in the Interval, Scaled Primary	variable (9999 through 999999999 / 0)	variable 10 <sup>6</sup> - 10 <sup>-7</sup>	F36
30	584	0	Positive Wh (Quadrant 1+4) in the Interval, Scaled Primary	variable (9999 through 999999999 / 0)	variable 10 <sup>6</sup> - 10 <sup>-7</sup>	F36
30	584	1	Quadrant 1 VAh in the Interval, Scaled Primary	variable (9999 through 999999999 / 0)	variable 10 <sup>6</sup> - 10 <sup>-7</sup>	F36
30	584	2	Quadrant 1 VARh in the Interval, Scaled Primary	variable (9999 through 999999999 / 0)	variable 10 <sup>6</sup> - 10 <sup>-7</sup>	F36
30	584	3	Quadrant 4 VAh in the Interval, Scaled Primary	variable (9999 through 999999999 / 0)	variable 10 <sup>6</sup> - 10 <sup>-7</sup>	F36
30	584	4	Quadrant 4 VARh in the Interval, Scaled Primary	variable (9999 through 999999999 / 0)	variable 10 <sup>6</sup> - 10 <sup>-7</sup>	F36
30	584	5	Negative Wh (Quadrant 2+3) in the Interval, Scaled Primary	variable (9999 through 999999999 / 0)	variable 10 <sup>6</sup> - 10 <sup>-7</sup>	F36
30	584	6	Quadrant 2 VAh in the Interval, Scaled Primary	variable (9999 through 999999999 / 0)	variable 10 <sup>6</sup> - 10 <sup>-7</sup>	F36
30	584	7	Quadrant 2 VARh in the Interval, Scaled Primary	variable (9999 through 999999999 / 0)	variable 10 <sup>6</sup> - 10 <sup>-7</sup>	F36
30	584	8	Quadrant 3 VAh in the Interval, Scaled Primary	variable (9999 through 999999999 / 0)	variable 10 <sup>6</sup> - 10 <sup>-7</sup>	F36
30	584	9	Quadrant 3 VARh in the Interval, Sclaed Primary	variable (9999 through 999999999 / 0)	variable 10 <sup>6</sup> - 10 <sup>-7</sup>	F36
30	585	0	I2t Phase A in the Interval, Scaled Primary	variable (9999 through 999999999 / 0)	variable 10 <sup>6</sup> - 10 <sup>-7</sup>	F36
30	585	1	I2t Phase B in the Interval, Scaled Primary	variable (9999 through 999999999 / 0)	variable 10 <sup>6</sup> - 10 <sup>-7</sup>	F36
30	585	2	I2t Phase C in the Interval, Sclaed Primary	variable (9999 through 999999999 / 0)	variable 10 <sup>6</sup> - 10 <sup>-7</sup>	F36

OBJECT	EIG LINE	EIG POINT	Description	Range	Units	Type
30	585	3	V2t Phase A in the Interval, Scaled Primary	variable (9999 through 999999999 / 0)	variable 10 <sup>6</sup> - 10 <sup>-7</sup>	F36
30	585	4	V2t Phase B in the Interval, Scaled Primary	variable (9999 through 999999999 / 0)	variable 10 <sup>6</sup> - 10 <sup>-7</sup>	F36
30	585	5	V2t Phase C in the Interval, Scaled Primary	variable (9999 through 999999999 / 0)	variable 10 <sup>6</sup> - 10 <sup>-7</sup>	F36
30	586	0	Quadrant 1 Wh in the Interval, Scaled Primary	variable (9999 through 999999999 / 0)	variable 10 <sup>6</sup> - 10 <sup>-7</sup>	F36
30	586	1	Quadrant 4 Wh in the Interval, Scaled Primary	variable (9999 through 999999999 / 0)	variable 10 <sup>6</sup> - 10 <sup>-7</sup>	F36
30	586	2	Quadrant 2 Wh in the Interval, Scaled Primary	variable (9999 through 999999999 / 0)	variable 10 <sup>6</sup> - 10 <sup>-7</sup>	F36
30	586	3	Quadrant 3 Wh in the Interval, Scaled Primary	variable (9999 through 999999999 / 0)	variable 10 <sup>6</sup> - 10 <sup>-7</sup>	F36
30	587	0	Uncompensated Total VAh (Q 1+2+3+4) in the Interval, Scaled Primary	variable (9999 through 999999999 / 0)	variable 10 <sup>6</sup> - 10 <sup>-7</sup>	F36
30	587	1-2	Uncompensated +/- VARh in the Interval, Scaled Primary	variable (9999 through 999999999 / 0)	variable 10 <sup>6</sup> - 10 <sup>-7</sup>	F36
30	587	3-4	Uncompensated +/- Wh in the Interval, Scaled Primary	variable (9999 through 999999999 / 0)	variable 10 <sup>6</sup> - 10 <sup>-7</sup>	F36
30	588	0-1	+/- Qh in the Interval, Scaled Primary	variable (9999 through 999999999 / 0)	variable 10 <sup>6</sup> - 10 <sup>-7</sup>	F36
30	589	0-7	Pulse Accumulation Inputs 1-8 in the Interval, Scaled	variable (9999 through 999999999 / 0)	variable 10 <sup>6</sup> - 10 <sup>-7</sup>	F36
30	590	0-3	Pulse Aggregations 1-4 in the Interval, Scaled	variable (9999 through 999999999 / 0)	variable 10 <sup>6</sup> - 10 <sup>-7</sup>	F36
30	592	0	Total Average Power Factor Q14	1.000 / 0	0.001 PF	F5
30	592	1	Total Average Power Factor Q23	1.000 / 0	0.001 PF	F5
30	593	0	Maximum Total Average Power Factor Q14	1.000 / 0	0.001 PF	F5
30	593	1	Maximum Total Average Power Factor Q23	1.000 / 0	0.001 PF	F5
30	594	0	Minimum Total Average Power Factor Q14	1.000 / 0	0.001 PF	F5
30	594	1	Minimum Total Average Power Factor Q23	1.000 / 0	0.001 PF	F5
30	10385	0	1450/1500+ TOUPeak Dmd Curr. Month Whole Month Rate 0 Data Set 01	2147483647 / -2147483648	1	F37
30	10386	0	1450/1500+ TOUCoinc. Dmd Curr. Month Whole Month Rate 0 Data Set 01	2147483647 / -2147483648	1	F37
30	10389	0	1450/1500+ TOUCumul. Dmd Curr. Month Whole Month Rate 0 Data Set 01	4294967295 / 0	1	F14
30	10391	0	1450/1500+ TOUPeak Dmd Curr. Month Whole Month Rate 0 Data Set 02	2147483647 / -2147483648	1	F37
30	10392	0	1450/1500+ TOUCoinc. Dmd Curr. Month Whole Month Rate 0 Data Set 02	2147483647 / -2147483648	1	F37
30	10395	0	1450/1500+ TOUCumul. Dmd Curr. Month Whole Month Rate 0 Data Set 02	4294967295 / 0	1	F14
30	10397	0	1450/1500+ TOUPeak Dmd Curr. Month Whole Month Rate 0 Data Set 03	2147483647 / -2147483648	1	F37
30	10398	0	1450/1500+ TOUCoinc. Dmd Curr. Month Whole Month Rate 0 Data Set 03	2147483647 / -2147483648	1	F37
30	10401	0	1450/1500+ TOUCumul. Dmd Curr. Month Whole Month Rate 0 Data Set 03	4294967295 / 0	1	F14
30	10403	0	1450/1500+ TOUPeak Dmd Curr. Month Whole Month Rate 0 Data Set 04	2147483647 / -2147483648	1	F37
30	10404	0	1450/1500+ TOUCoinc. Dmd Curr. Month Whole Month Rate 0 Data Set 04	2147483647 / -2147483648	1	F37
30	10407	0	1450/1500+ TOUCumul. Dmd Curr. Month Whole Month Rate 0 Data Set 04	4294967295 / 0	1	F14
30	10409	0	1450/1500+ TOUPeak Dmd Curr. Month Whole Month Rate 0 Data Set 05	2147483647 / -2147483648	1	F37
30	10410	0	1450/1500+ TOUCoinc. Dmd Curr. Month Whole Month Rate 0 Data Set 05	2147483647 / -2147483648	1	F37
30	10413	0	1450/1500+ TOUCumul. Dmd Curr. Month Whole Month Rate 0 Data Set 05	4294967295 / 0	1	F14
30	10415	0	1450/1500+ TOUPeak Dmd Curr. Month Whole Month Rate 0 Data Set 06	2147483647 / -2147483648	1	F37
30	10416	0	1450/1500+ TOUCoinc. Dmd Curr. Month Whole Month Rate 0 Data Set 06	2147483647 / -2147483648	1	F37

OBJECT	EIG LINE	EIG POINT	Description	Range	Units	Type
30	10419	0	1450/1500+ TOUCumul. Dmd Curr. Month Whole Month Rate 0 Data Set 06	4294967295 / 0	1	F14
30	10421	0	1450/1500+ TOUPeak Dmd Curr. Month Whole Month Rate 0 Data Set 07	2147483647 / -2147483648	1	F37
30	10422	0	1450/1500+ TOUCoinc. Dmd Curr. Month Whole Month Rate 0 Data Set 07	2147483647 / -2147483648	1	F37
30	10425	0	1450/1500+ TOUCumul. Dmd Curr. Month Whole Month Rate 0 Data Set 07	4294967295 / 0	1	F14
30	10427	0	1450/1500+ TOUPeak Dmd Curr. Month Whole Month Rate 0 Data Set 08	2147483647 / -2147483648	1	F37
30	10428	0	1450/1500+ TOUCoinc. Dmd Curr. Month Whole Month Rate 0 Data Set 08	2147483647 / -2147483648	1	F37
30	10431	0	1450/1500+ TOUCumul. Dmd Curr. Month Whole Month Rate 0 Data Set 08	4294967295 / 0	1	F14
30	10433	0	1450/1500+ TOUPeak Dmd Curr. Month Whole Month Rate 0 Data Set 09	2147483647 / -2147483648	1	F37
30	10434	0	1450/1500+ TOUCoinc. Dmd Curr. Month Whole Month Rate 0 Data Set 09	2147483647 / -2147483648	1	F37
30	10437	0	1450/1500+ TOUCumul. Dmd Curr. Month Whole Month Rate 0 Data Set 09	4294967295 / 0	1	F14
30	10439	0	1450/1500+ TOUPeak Dmd Curr. Month Whole Month Rate 0 Data Set 10	2147483647 / -2147483648	1	F37
30	10440	0	1450/1500+ TOUCoinc. Dmd Curr. Month Whole Month Rate 0 Data Set 10	2147483647 / -2147483648	1	F37
30	10443	0	1450/1500+ TOUCumul. Dmd Curr. Month Whole Month Rate 0 Data Set 10	4294967295 / 0	1	F14
30	10445	0	1450/1500+ TOUPeak Dmd Curr. Month Whole Month Rate 0 Data Set 11	2147483647 / -2147483648	1	F37
30	10446	0	1450/1500+ TOUCoinc. Dmd Curr. Month Whole Month Rate 0 Data Set 11	2147483647 / -2147483648	1	F37
30	10449	0	1450/1500+ TOUCumul. Dmd Curr. Month Whole Month Rate 0 Data Set 11	4294967295 / 0	1	F14
30	10451	0	1450/1500+ TOUPeak Dmd Curr. Month Whole Month Rate 0 Data Set 12	2147483647 / -2147483648	1	F37
30	10452	0	1450/1500+ TOUCoinc. Dmd Curr. Month Whole Month Rate 0 Data Set 12	2147483647 / -2147483648	1	F37
30	10455	0	1450/1500+ TOUCumul. Dmd Curr. Month Whole Month Rate 0 Data Set 12	4294967295 / 0	1	F14
30	10457	0	1450/1500+ TOUPeak Dmd Curr. Month Whole Month Rate 0 Data Set 13	2147483647 / -2147483648	1	F37
30	10458	0	1450/1500+ TOUCoinc. Dmd Curr. Month Whole Month Rate 0 Data Set 13	2147483647 / -2147483648	1	F37
30	10461	0	1450/1500+ TOUCumul. Dmd Curr. Month Whole Month Rate 0 Data Set 13	4294967295 / 0	1	F14
30	10463	0	1450/1500+ TOUPeak Dmd Curr. Month Whole Month Rate 0 Data Set 14	2147483647 / -2147483648	1	F37
30	10464	0	1450/1500+ TOUCoinc. Dmd Curr. Month Whole Month Rate 0 Data Set 14	2147483647 / -2147483648	1	F37
30	10467	0	1450/1500+ TOUCumul. Dmd Curr. Month Whole Month Rate 0 Data Set 14	4294967295 / 0	1	F14
30	10469	0	1450/1500+ TOUPeak Dmd Curr. Month Whole Month Rate 0 Data Set 15	2147483647 / -2147483648	1	F37
30	10470	0	1450/1500+ TOUCoinc. Dmd Curr. Month Whole Month Rate 0 Data Set 15	2147483647 / -2147483648	1	F37
30	10473	0	1450/1500+ TOUCumul. Dmd Curr. Month Whole Month Rate 0 Data Set 15	4294967295 / 0	1	F14
30	10475	0	1450/1500+ TOUPeak Dmd Curr. Month Whole Month Rate 0 Data Set 16	2147483647 / -2147483648	1	F37
30	10476	0	1450/1500+ TOUCoinc. Dmd Curr. Month Whole Month Rate 0 Data Set 16	2147483647 / -2147483648	1	F37
30	10479	0	1450/1500+ TOUCumul. Dmd Curr. Month Whole Month Rate 0 Data Set 16	4294967295 / 0	1	F14
30	10481	0	1450/1500+ TOUPeak Dmd Curr. Month Whole Month Rate 1 Data Set 01	2147483647 / -2147483648	1	F37
30	10482	0	1450/1500+ TOUCoinc. Dmd Curr. Month Whole Month Rate 1 Data Set 01	2147483647 / -2147483648	1	F37
30	10485	0	1450/1500+ TOUCumul. Dmd Curr. Month Whole Month Rate 1 Data Set 01	4294967295 / 0	1	F14
30	10487	0	1450/1500+ TOUPeak Dmd Curr. Month Whole Month Rate 1 Data Set 02	2147483647 / -2147483648	1	F37
30	10488	0	1450/1500+ TOUCoinc. Dmd Curr. Month Whole Month Rate 1 Data Set 02	2147483647 / -2147483648	1	F37
30	10491	0	1450/1500+ TOUCumul. Dmd Curr. Month Whole Month Rate 1 Data Set 02	4294967295 / 0	1	F14

OBJECT	EIG LINE	EIG POINT	Description	Range	Units	Type
30	10493	0	1450/1500+ TOUPeak Dmd Curr. Month Whole Month Rate 1 Data Set 03	2147483647 / -2147483648	1	F37
30	10494	0	1450/1500+ TOUCoinc. Dmd Curr. Month Whole Month Rate 1 Data Set 03	2147483647 / -2147483648	1	F37
30	10497	0	1450/1500+ TOUCumul. Dmd Curr. Month Whole Month Rate 1 Data Set 03	4294967295 / 0	1	F14
30	10499	0	1450/1500+ TOUPeak Dmd Curr. Month Whole Month Rate 1 Data Set 04	2147483647 / -2147483648	1	F37
30	10500	0	1450/1500+ TOUCoinc. Dmd Curr. Month Whole Month Rate 1 Data Set 04	2147483647 / -2147483648	1	F37
30	10503	0	1450/1500+ TOUCumul. Dmd Curr. Month Whole Month Rate 1 Data Set 04	4294967295 / 0	1	F14
30	10505	0	1450/1500+ TOUPeak Dmd Curr. Month Whole Month Rate 1 Data Set 05	2147483647 / -2147483648	1	F37
30	10506	0	1450/1500+ TOUCoinc. Dmd Curr. Month Whole Month Rate 1 Data Set 05	2147483647 / -2147483648	1	F37
30	10509	0	1450/1500+ TOUCumul. Dmd Curr. Month Whole Month Rate 1 Data Set 05	4294967295 / 0	1	F14
30	10511	0	1450/1500+ TOUPeak Dmd Curr. Month Whole Month Rate 1 Data Set 06	2147483647 / -2147483648	1	F37
30	10512	0	1450/1500+ TOUCoinc. Dmd Curr. Month Whole Month Rate 1 Data Set 06	2147483647 / -2147483648	1	F37
30	10515	0	1450/1500+ TOUCumul. Dmd Curr. Month Whole Month Rate 1 Data Set 06	4294967295 / 0	1	F14
30	10517	0	1450/1500+ TOUPeak Dmd Curr. Month Whole Month Rate 1 Data Set 07	2147483647 / -2147483648	1	F37
30	10518	0	1450/1500+ TOUCoinc. Dmd Curr. Month Whole Month Rate 1 Data Set 07	2147483647 / -2147483648	1	F37
30	10521	0	1450/1500+ TOUCumul. Dmd Curr. Month Whole Month Rate 1 Data Set 07	4294967295 / 0	1	F14
30	10523	0	1450/1500+ TOUPeak Dmd Curr. Month Whole Month Rate 1 Data Set 08	2147483647 / -2147483648	1	F37
30	10524	0	1450/1500+ TOUCoinc. Dmd Curr. Month Whole Month Rate 1 Data Set 08	2147483647 / -2147483648	1	F37
30	10527	0	1450/1500+ TOUCumul. Dmd Curr. Month Whole Month Rate 1 Data Set 08	4294967295 / 0	1	F14
30	10529	0	1450/1500+ TOUPeak Dmd Curr. Month Whole Month Rate 1 Data Set 09	2147483647 / -2147483648	1	F37
30	10530	0	1450/1500+ TOUCoinc. Dmd Curr. Month Whole Month Rate 1 Data Set 09	2147483647 / -2147483648	1	F37
30	10533	0	1450/1500+ TOUCumul. Dmd Curr. Month Whole Month Rate 1 Data Set 09	4294967295 / 0	1	F14
30	10535	0	1450/1500+ TOUPeak Dmd Curr. Month Whole Month Rate 1 Data Set 10	2147483647 / -2147483648	1	F37
30	10536	0	1450/1500+ TOUCoinc. Dmd Curr. Month Whole Month Rate 1 Data Set 10	2147483647 / -2147483648	1	F37
30	10539	0	1450/1500+ TOUCumul. Dmd Curr. Month Whole Month Rate 1 Data Set 10	4294967295 / 0	1	F14
30	10541	0	1450/1500+ TOUPeak Dmd Curr. Month Whole Month Rate 1 Data Set 11	2147483647 / -2147483648	1	F37
30	10542	0	1450/1500+ TOUCoinc. Dmd Curr. Month Whole Month Rate 1 Data Set 11	2147483647 / -2147483648	1	F37
30	10545	0	1450/1500+ TOUCumul. Dmd Curr. Month Whole Month Rate 1 Data Set 11	4294967295 / 0	1	F14
30	10547	0	1450/1500+ TOUPeak Dmd Curr. Month Whole Month Rate 1 Data Set 12	2147483647 / -2147483648	1	F37
30	10548	0	1450/1500+ TOUCoinc. Dmd Curr. Month Whole Month Rate 1 Data Set 12	2147483647 / -2147483648	1	F37
30	10551	0	1450/1500+ TOUCumul. Dmd Curr. Month Whole Month Rate 1 Data Set 12	4294967295 / 0	1	F14
30	10553	0	1450/1500+ TOUPeak Dmd Curr. Month Whole Month Rate 1 Data Set 13	2147483647 / -2147483648	1	F37
30	10554	0	1450/1500+ TOUCoinc. Dmd Curr. Month Whole Month Rate 1 Data Set 13	2147483647 / -2147483648	1	F37
30	10557	0	1450/1500+ TOUCumul. Dmd Curr. Month Whole Month Rate 1 Data Set 13	4294967295 / 0	1	F14
30	10559	0	1450/1500+ TOUPeak Dmd Curr. Month Whole Month Rate 1 Data Set 14	2147483647 / -2147483648	1	F37
30	10560	0	1450/1500+ TOUCoinc. Dmd Curr. Month Whole Month Rate 1 Data Set 14	2147483647 / -2147483648	1	F37
30	10563	0	1450/1500+ TOUCumul. Dmd Curr. Month Whole Month Rate 1 Data Set 14	4294967295 / 0	1	F14
30	10565	0	1450/1500+ TOUPeak Dmd Curr. Month Whole Month Rate 1 Data Set 15	2147483647 / -2147483648	1	F37

OBJECT	EIG LINE	EIG POINT	Description	Range	Units	Type
30	10566	0	1450/1500+ TOUCoinc. Dmd Curr. Month Whole Month Rate 1 Data Set 15	2147483647 / -2147483648	1	F37
30	10569	0	1450/1500+ TOUCumul. Dmd Curr. Month Whole Month Rate 1 Data Set 15	4294967295 / 0	1	F14
30	10571	0	1450/1500+ TOUPeak Dmd Curr. Month Whole Month Rate 1 Data Set 16	2147483647 / -2147483648	1	F37
30	10572	0	1450/1500+ TOUCoinc. Dmd Curr. Month Whole Month Rate 1 Data Set 16	2147483647 / -2147483648	1	F37
30	10575	0	1450/1500+ TOUCumul. Dmd Curr. Month Whole Month Rate 1 Data Set 16	4294967295 / 0	1	F14
30	10577	0	1450/1500+ TOUPeak Dmd Curr. Month Whole Month Rate 2 Data Set 01	2147483647 / -2147483648	1	F37
30	10578	0	1450/1500+ TOUCoinc. Dmd Curr. Month Whole Month Rate 2 Data Set 01	2147483647 / -2147483648	1	F37
30	10581	0	1450/1500+ TOUCumul. Dmd Curr. Month Whole Month Rate 2 Data Set 01	4294967295 / 0	1	F14
30	10583	0	1450/1500+ TOUPeak Dmd Curr. Month Whole Month Rate 2 Data Set 02	2147483647 / -2147483648	1	F37
30	10584	0	1450/1500+ TOUCoinc. Dmd Curr. Month Whole Month Rate 2 Data Set 02	2147483647 / -2147483648	1	F37
30	10587	0	1450/1500+ TOUCumul. Dmd Curr. Month Whole Month Rate 2 Data Set 02	4294967295 / 0	1	F14
30	10589	0	1450/1500+ TOUPeak Dmd Curr. Month Whole Month Rate 2 Data Set 03	2147483647 / -2147483648	1	F37
30	10590	0	1450/1500+ TOUCoinc. Dmd Curr. Month Whole Month Rate 2 Data Set 03	2147483647 / -2147483648	1	F37
30	10593	0	1450/1500+ TOUCumul. Dmd Curr. Month Whole Month Rate 2 Data Set 03	4294967295 / 0	1	F14
30	10595	0	1450/1500+ TOUPeak Dmd Curr. Month Whole Month Rate 2 Data Set 04	2147483647 / -2147483648	1	F37
30	10596	0	1450/1500+ TOUCoinc. Dmd Curr. Month Whole Month Rate 2 Data Set 04	2147483647 / -2147483648	1	F37
30	10599	0	1450/1500+ TOUCumul. Dmd Curr. Month Whole Month Rate 2 Data Set 04	4294967295 / 0	1	F14
30	10601	0	1450/1500+ TOUPeak Dmd Curr. Month Whole Month Rate 2 Data Set 05	2147483647 / -2147483648	1	F37
30	10602	0	1450/1500+ TOUCoinc. Dmd Curr. Month Whole Month Rate 2 Data Set 05	2147483647 / -2147483648	1	F37
30	10605	0	1450/1500+ TOUCumul. Dmd Curr. Month Whole Month Rate 2 Data Set 05	4294967295 / 0	1	F14
30	10607	0	1450/1500+ TOUPeak Dmd Curr. Month Whole Month Rate 2 Data Set 06	2147483647 / -2147483648	1	F37
30	10608	0	1450/1500+ TOUCoinc. Dmd Curr. Month Whole Month Rate 2 Data Set 06	2147483647 / -2147483648	1	F37
30	10611	0	1450/1500+ TOUCumul. Dmd Curr. Month Whole Month Rate 2 Data Set 06	4294967295 / 0	1	F14
30	10613	0	1450/1500+ TOUPeak Dmd Curr. Month Whole Month Rate 2 Data Set 07	2147483647 / -2147483648	1	F37
30	10614	0	1450/1500+ TOUCoinc. Dmd Curr. Month Whole Month Rate 2 Data Set 07	2147483647 / -2147483648	1	F37
30	10617	0	1450/1500+ TOUCumul. Dmd Curr. Month Whole Month Rate 2 Data Set 07	4294967295 / 0	1	F14
30	10619	0	1450/1500+ TOUPeak Dmd Curr. Month Whole Month Rate 2 Data Set 08	2147483647 / -2147483648	1	F37
30	10620	0	1450/1500+ TOUCoinc. Dmd Curr. Month Whole Month Rate 2 Data Set 08	2147483647 / -2147483648	1	F37
30	10623	0	1450/1500+ TOUCumul. Dmd Curr. Month Whole Month Rate 2 Data Set 08	4294967295 / 0	1	F14
30	10625	0	1450/1500+ TOUPeak Dmd Curr. Month Whole Month Rate 2 Data Set 09	2147483647 / -2147483648	1	F37
30	10626	0	1450/1500+ TOUCoinc. Dmd Curr. Month Whole Month Rate 2 Data Set 09	2147483647 / -2147483648	1	F37
30	10629	0	1450/1500+ TOUCumul. Dmd Curr. Month Whole Month Rate 2 Data Set 09	4294967295 / 0	1	F14
30	10631	0	1450/1500+ TOUPeak Dmd Curr. Month Whole Month Rate 2 Data Set 10	2147483647 / -2147483648	1	F37
30	10632	0	1450/1500+ TOUCoinc. Dmd Curr. Month Whole Month Rate 2 Data Set 10	2147483647 / -2147483648	1	F37
30	10635	0	1450/1500+ TOUCumul. Dmd Curr. Month Whole Month Rate 2 Data Set 10	4294967295 / 0	1	F14
30	10637	0	1450/1500+ TOUPeak Dmd Curr. Month Whole Month Rate 2 Data Set 11	2147483647 / -2147483648	1	F37
30	10638	0	1450/1500+ TOUCoinc. Dmd Curr. Month Whole Month Rate 2 Data Set 11	2147483647 / -2147483648	1	F37



OBJECT	EIG LINE	EIG POINT	Description	Range	Units	Type
30	10641	0	1450/1500+ TOUCumul. Dmd Curr. Month Whole Month Rate 2 Data Set 11	4294967295 / 0	1	F14
30	10643	0	1450/1500+ TOUPeak Dmd Curr. Month Whole Month Rate 2 Data Set 12	2147483647 / -2147483648	1	F37
30	10644	0	1450/1500+ TOUCoinc. Dmd Curr. Month Whole Month Rate 2 Data Set 12	2147483647 / -2147483648	1	F37
30	10647	0	1450/1500+ TOUCumul. Dmd Curr. Month Whole Month Rate 2 Data Set 12	4294967295 / 0	1	F14
30	10649	0	1450/1500+ TOUPeak Dmd Curr. Month Whole Month Rate 2 Data Set 13	2147483647 / -2147483648	1	F37
30	10650	0	1450/1500+ TOUCoinc. Dmd Curr. Month Whole Month Rate 2 Data Set 13	2147483647 / -2147483648	1	F37
30	10653	0	1450/1500+ TOUCumul. Dmd Curr. Month Whole Month Rate 2 Data Set 13	4294967295 / 0	1	F14
30	10655	0	1450/1500+ TOUPeak Dmd Curr. Month Whole Month Rate 2 Data Set 14	2147483647 / -2147483648	1	F37
30	10656	0	1450/1500+ TOUCoinc. Dmd Curr. Month Whole Month Rate 2 Data Set 14	2147483647 / -2147483648	1	F37
30	10659	0	1450/1500+ TOUCumul. Dmd Curr. Month Whole Month Rate 2 Data Set 14	4294967295 / 0	1	F14
30	10661	0	1450/1500+ TOUPeak Dmd Curr. Month Whole Month Rate 2 Data Set 15	2147483647 / -2147483648	1	F37
30	10662	0	1450/1500+ TOUCoinc. Dmd Curr. Month Whole Month Rate 2 Data Set 15	2147483647 / -2147483648	1	F37
30	10665	0	1450/1500+ TOUCumul. Dmd Curr. Month Whole Month Rate 2 Data Set 15	4294967295 / 0	1	F14
30	10667	0	1450/1500+ TOUPeak Dmd Curr. Month Whole Month Rate 2 Data Set 16	2147483647 / -2147483648	1	F37
30	10668	0	1450/1500+ TOUCoinc. Dmd Curr. Month Whole Month Rate 2 Data Set 16	2147483647 / -2147483648	1	F37
30	10671	0	1450/1500+ TOUCumul. Dmd Curr. Month Whole Month Rate 2 Data Set 16	4294967295 / 0	1	F14
30	10673	0	1450/1500+ TOUPeak Dmd Curr. Month Whole Month Rate 3 Data Set 01	2147483647 / -2147483648	1	F37
30	10674	0	1450/1500+ TOUCoinc. Dmd Curr. Month Whole Month Rate 3 Data Set 01	2147483647 / -2147483648	1	F37
30	10677	0	1450/1500+ TOUCumul. Dmd Curr. Month Whole Month Rate 3 Data Set 01	4294967295 / 0	1	F14
30	10679	0	1450/1500+ TOUPeak Dmd Curr. Month Whole Month Rate 3 Data Set 02	2147483647 / -2147483648	1	F37
30	10680	0	1450/1500+ TOUCoinc. Dmd Curr. Month Whole Month Rate 3 Data Set 02	2147483647 / -2147483648	1	F37
30	10683	0	1450/1500+ TOUCumul. Dmd Curr. Month Whole Month Rate 3 Data Set 02	4294967295 / 0	1	F14
30	10685	0	1450/1500+ TOUPeak Dmd Curr. Month Whole Month Rate 3 Data Set 03	2147483647 / -2147483648	1	F37
30	10686	0	1450/1500+ TOUCoinc. Dmd Curr. Month Whole Month Rate 3 Data Set 03	2147483647 / -2147483648	1	F37
30	10689	0	1450/1500+ TOUCumul. Dmd Curr. Month Whole Month Rate 3 Data Set 03	4294967295 / 0	1	F14
30	10691	0	1450/1500+ TOUPeak Dmd Curr. Month Whole Month Rate 3 Data Set 04	2147483647 / -2147483648	1	F37
30	10692	0	1450/1500+ TOUCoinc. Dmd Curr. Month Whole Month Rate 3 Data Set 04	2147483647 / -2147483648	1	F37
30	10695	0	1450/1500+ TOUCumul. Dmd Curr. Month Whole Month Rate 3 Data Set 04	4294967295 / 0	1	F14
30	10697	0	1450/1500+ TOUPeak Dmd Curr. Month Whole Month Rate 3 Data Set 05	2147483647 / -2147483648	1	F37
30	10698	0	1450/1500+ TOUCoinc. Dmd Curr. Month Whole Month Rate 3 Data Set 05	2147483647 / -2147483648	1	F37
30	10701	0	1450/1500+ TOUCumul. Dmd Curr. Month Whole Month Rate 3 Data Set 05	4294967295 / 0	1	F14
30	10703	0	1450/1500+ TOUPeak Dmd Curr. Month Whole Month Rate 3 Data Set 06	2147483647 / -2147483648	1	F37
30	10704	0	1450/1500+ TOUCoinc. Dmd Curr. Month Whole Month Rate 3 Data Set 06	2147483647 / -2147483648	1	F37
30	10707	0	1450/1500+ TOUCumul. Dmd Curr. Month Whole Month Rate 3 Data Set 06	4294967295 / 0	1	F14
30	10709	0	1450/1500+ TOUPeak Dmd Curr. Month Whole Month Rate 3 Data Set 07	2147483647 / -2147483648	1	F37
30	10710	0	1450/1500+ TOUCoinc. Dmd Curr. Month Whole Month Rate 3 Data Set 07	2147483647 / -2147483648	1	F37
30	10713	0	1450/1500+ TOUCumul. Dmd Curr. Month Whole Month Rate 3 Data Set 07	4294967295 / 0	1	F14

OBJECT	EIG LINE	EIG POINT	Description	Range	Units	Type
30	10715	0	1450/1500+ TOUPeak Dmd Curr. Month Whole Month Rate 3 Data Set 08	2147483647 / -2147483648	1	F37
30	10716	0	1450/1500+ TOUCoinc. Dmd Curr. Month Whole Month Rate 3 Data Set 08	2147483647 / -2147483648	1	F37
30	10719	0	1450/1500+ TOUCumul. Dmd Curr. Month Whole Month Rate 3 Data Set 08	4294967295 / 0	1	F14
30	10721	0	1450/1500+ TOUPeak Dmd Curr. Month Whole Month Rate 3 Data Set 09	2147483647 / -2147483648	1	F37
30	10722	0	1450/1500+ TOUCoinc. Dmd Curr. Month Whole Month Rate 3 Data Set 09	2147483647 / -2147483648	1	F37
30	10725	0	1450/1500+ TOUCumul. Dmd Curr. Month Whole Month Rate 3 Data Set 09	4294967295 / 0	1	F14
30	10727	0	1450/1500+ TOUPeak Dmd Curr. Month Whole Month Rate 3 Data Set 10	2147483647 / -2147483648	1	F37
30	10728	0	1450/1500+ TOUCoinc. Dmd Curr. Month Whole Month Rate 3 Data Set 10	2147483647 / -2147483648	1	F37
30	10731	0	1450/1500+ TOUCumul. Dmd Curr. Month Whole Month Rate 3 Data Set 10	4294967295 / 0	1	F14
30	10733	0	1450/1500+ TOUPeak Dmd Curr. Month Whole Month Rate 3 Data Set 11	2147483647 / -2147483648	1	F37
30	10734	0	1450/1500+ TOUCoinc. Dmd Curr. Month Whole Month Rate 3 Data Set 11	2147483647 / -2147483648	1	F37
30	10737	0	1450/1500+ TOUCumul. Dmd Curr. Month Whole Month Rate 3 Data Set 11	4294967295 / 0	1	F14
30	10739	0	1450/1500+ TOUPeak Dmd Curr. Month Whole Month Rate 3 Data Set 12	2147483647 / -2147483648	1	F37
30	10740	0	1450/1500+ TOUCoinc. Dmd Curr. Month Whole Month Rate 3 Data Set 12	2147483647 / -2147483648	1	F37
30	10743	0	1450/1500+ TOUCumul. Dmd Curr. Month Whole Month Rate 3 Data Set 12	4294967295 / 0	1	F14
30	10745	0	1450/1500+ TOUPeak Dmd Curr. Month Whole Month Rate 3 Data Set 13	2147483647 / -2147483648	1	F37
30	10746	0	1450/1500+ TOUCoinc. Dmd Curr. Month Whole Month Rate 3 Data Set 13	2147483647 / -2147483648	1	F37
30	10749	0	1450/1500+ TOUCumul. Dmd Curr. Month Whole Month Rate 3 Data Set 13	4294967295 / 0	1	F14
30	10751	0	1450/1500+ TOUPeak Dmd Curr. Month Whole Month Rate 3 Data Set 14	2147483647 / -2147483648	1	F37
30	10752	0	1450/1500+ TOUCoinc. Dmd Curr. Month Whole Month Rate 3 Data Set 14	2147483647 / -2147483648	1	F37
30	10755	0	1450/1500+ TOUCumul. Dmd Curr. Month Whole Month Rate 3 Data Set 14	4294967295 / 0	1	F14
30	10757	0	1450/1500+ TOUPeak Dmd Curr. Month Whole Month Rate 3 Data Set 15	2147483647 / -2147483648	1	F37
30	10758	0	1450/1500+ TOUCoinc. Dmd Curr. Month Whole Month Rate 3 Data Set 15	2147483647 / -2147483648	1	F37
30	10761	0	1450/1500+ TOUCumul. Dmd Curr. Month Whole Month Rate 3 Data Set 15	4294967295 / 0	1	F14
30	10763	0	1450/1500+ TOUPeak Dmd Curr. Month Whole Month Rate 3 Data Set 16	2147483647 / -2147483648	1	F37
30	10764	0	1450/1500+ TOUCoinc. Dmd Curr. Month Whole Month Rate 3 Data Set 16	2147483647 / -2147483648	1	F37
30	10767	0	1450/1500+ TOUCumul. Dmd Curr. Month Whole Month Rate 3 Data Set 16	4294967295 / 0	1	F14
30	10769	0	1450/1500+ TOUPeak Dmd Curr. Month Whole Month Rate 4 Data Set 01	2147483647 / -2147483648	1	F37
30	10770	0	1450/1500+ TOUCoinc. Dmd Curr. Month Whole Month Rate 4 Data Set 01	2147483647 / -2147483648	1	F37
30	10773	0	1450/1500+ TOUCumul. Dmd Curr. Month Whole Month Rate 4 Data Set 01	4294967295 / 0	1	F14
30	10775	0	1450/1500+ TOUPeak Dmd Curr. Month Whole Month Rate 4 Data Set 02	2147483647 / -2147483648	1	F37
30	10776	0	1450/1500+ TOUCoinc. Dmd Curr. Month Whole Month Rate 4 Data Set 02	2147483647 / -2147483648	1	F37
30	10779	0	1450/1500+ TOUCumul. Dmd Curr. Month Whole Month Rate 4 Data Set 02	4294967295 / 0	1	F14
30	10781	0	1450/1500+ TOUPeak Dmd Curr. Month Whole Month Rate 4 Data Set 03	2147483647 / -2147483648	1	F37
30	10782	0	1450/1500+ TOUCoinc. Dmd Curr. Month Whole Month Rate 4 Data Set 03	2147483647 / -2147483648	1	F37
30	10785	0	1450/1500+ TOUCumul. Dmd Curr. Month Whole Month Rate 4 Data Set 03	4294967295 / 0	1	F14
30	10787	0	1450/1500+ TOUPeak Dmd Curr. Month Whole Month Rate 4 Data Set 04	2147483647 / -2147483648	1	F37

OBJECT	EIG LINE	EIG POINT	Description	Range	Units	Type
30	10788	0	1450/1500+ TOUCoinc. Dmd Curr. Month Whole Month Rate 4 Data Set 04	2147483647 / -2147483648	1	F37
30	10791	0	1450/1500+ TOUCumul. Dmd Curr. Month Whole Month Rate 4 Data Set 04	4294967295 / 0	1	F14
30	10793	0	1450/1500+ TOUPeak Dmd Curr. Month Whole Month Rate 4 Data Set 05	2147483647 / -2147483648	1	F37
30	10794	0	1450/1500+ TOUCoinc. Dmd Curr. Month Whole Month Rate 4 Data Set 05	2147483647 / -2147483648	1	F37
30	10797	0	1450/1500+ TOUCumul. Dmd Curr. Month Whole Month Rate 4 Data Set 05	4294967295 / 0	1	F14
30	10799	0	1450/1500+ TOUPeak Dmd Curr. Month Whole Month Rate 4 Data Set 06	2147483647 / -2147483648	1	F37
30	10800	0	1450/1500+ TOUCoinc. Dmd Curr. Month Whole Month Rate 4 Data Set 06	2147483647 / -2147483648	1	F37
30	10803	0	1450/1500+ TOUCumul. Dmd Curr. Month Whole Month Rate 4 Data Set 06	4294967295 / 0	1	F14
30	10805	0	1450/1500+ TOUPeak Dmd Curr. Month Whole Month Rate 4 Data Set 07	2147483647 / -2147483648	1	F37
30	10806	0	1450/1500+ TOUCoinc. Dmd Curr. Month Whole Month Rate 4 Data Set 07	2147483647 / -2147483648	1	F37
30	10809	0	1450/1500+ TOUCumul. Dmd Curr. Month Whole Month Rate 4 Data Set 07	4294967295 / 0	1	F14
30	10811	0	1450/1500+ TOUPeak Dmd Curr. Month Whole Month Rate 4 Data Set 08	2147483647 / -2147483648	1	F37
30	10812	0	1450/1500+ TOUCoinc. Dmd Curr. Month Whole Month Rate 4 Data Set 08	2147483647 / -2147483648	1	F37
30	10815	0	1450/1500+ TOUCumul. Dmd Curr. Month Whole Month Rate 4 Data Set 08	4294967295 / 0	1	F14
30	10817	0	1450/1500+ TOUPeak Dmd Curr. Month Whole Month Rate 4 Data Set 09	2147483647 / -2147483648	1	F37
30	10818	0	1450/1500+ TOUCoinc. Dmd Curr. Month Whole Month Rate 4 Data Set 09	2147483647 / -2147483648	1	F37
30	10821	0	1450/1500+ TOUCumul. Dmd Curr. Month Whole Month Rate 4 Data Set 09	4294967295 / 0	1	F14
30	10823	0	1450/1500+ TOUPeak Dmd Curr. Month Whole Month Rate 4 Data Set 10	2147483647 / -2147483648	1	F37
30	10824	0	1450/1500+ TOUCoinc. Dmd Curr. Month Whole Month Rate 4 Data Set 10	2147483647 / -2147483648	1	F37
30	10827	0	1450/1500+ TOUCumul. Dmd Curr. Month Whole Month Rate 4 Data Set 10	4294967295 / 0	1	F14
30	10829	0	1450/1500+ TOUPeak Dmd Curr. Month Whole Month Rate 4 Data Set 11	2147483647 / -2147483648	1	F37
30	10830	0	1450/1500+ TOUCoinc. Dmd Curr. Month Whole Month Rate 4 Data Set 11	2147483647 / -2147483648	1	F37
30	10833	0	1450/1500+ TOUCumul. Dmd Curr. Month Whole Month Rate 4 Data Set 11	4294967295 / 0	1	F14
30	10835	0	1450/1500+ TOUPeak Dmd Curr. Month Whole Month Rate 4 Data Set 12	2147483647 / -2147483648	1	F37
30	10836	0	1450/1500+ TOUCoinc. Dmd Curr. Month Whole Month Rate 4 Data Set 12	2147483647 / -2147483648	1	F37
30	10839	0	1450/1500+ TOUCumul. Dmd Curr. Month Whole Month Rate 4 Data Set 12	4294967295 / 0	1	F14
30	10841	0	1450/1500+ TOUPeak Dmd Curr. Month Whole Month Rate 4 Data Set 13	2147483647 / -2147483648	1	F37
30	10842	0	1450/1500+ TOUCoinc. Dmd Curr. Month Whole Month Rate 4 Data Set 13	2147483647 / -2147483648	1	F37
30	10845	0	1450/1500+ TOUCumul. Dmd Curr. Month Whole Month Rate 4 Data Set 13	4294967295 / 0	1	F14
30	10847	0	1450/1500+ TOUPeak Dmd Curr. Month Whole Month Rate 4 Data Set 14	2147483647 / -2147483648	1	F37
30	10848	0	1450/1500+ TOUCoinc. Dmd Curr. Month Whole Month Rate 4 Data Set 14	2147483647 / -2147483648	1	F37
30	10851	0	1450/1500+ TOUCumul. Dmd Curr. Month Whole Month Rate 4 Data Set 14	4294967295 / 0	1	F14
30	10853	0	1450/1500+ TOUPeak Dmd Curr. Month Whole Month Rate 4 Data Set 15	2147483647 / -2147483648	1	F37
30	10854	0	1450/1500+ TOUCoinc. Dmd Curr. Month Whole Month Rate 4 Data Set 15	2147483647 / -2147483648	1	F37
30	10857	0	1450/1500+ TOUCumul. Dmd Curr. Month Whole Month Rate 4 Data Set 15	4294967295 / 0	1	F14
30	10859	0	1450/1500+ TOUPeak Dmd Curr. Month Whole Month Rate 4 Data Set 16	2147483647 / -2147483648	1	F37
30	10860	0	1450/1500+ TOUCoinc. Dmd Curr. Month Whole Month Rate 4 Data Set 16	2147483647 / -2147483648	1	F37

OBJECT	EIG LINE	EIG POINT	Description	Range	Units	Type
30	10863	0	1450/1500+ TOUCumul. Dmd Curr. Month Whole Month Rate 4 Data Set 16	4294967295 / 0	1	F14
30	10865	0	1450/1500+ TOUPeak Dmd Curr. Month Initial Season Rate 0 Data Set 01	2147483647 / -2147483648	1	F37
30	10866	0	1450/1500+ TOUCoinc. Dmd Curr. Month Initial Season Rate 0 Data Set 01	2147483647 / -2147483648	1	F37
30	10869	0	1450/1500+ TOUCumul. Dmd Curr. Month Initial Season Rate 0 Data Set 01	4294967295 / 0	1	F14
30	10871	0	1450/1500+ TOUPeak Dmd Curr. Month Initial Season Rate 0 Data Set 02	2147483647 / -2147483648	1	F37
30	10872	0	1450/1500+ TOUCoinc. Dmd Curr. Month Initial Season Rate 0 Data Set 02	2147483647 / -2147483648	1	F37
30	10875	0	1450/1500+ TOUCumul. Dmd Curr. Month Initial Season Rate 0 Data Set 02	4294967295 / 0	1	F14
30	10877	0	1450/1500+ TOUPeak Dmd Curr. Month Initial Season Rate 0 Data Set 03	2147483647 / -2147483648	1	F37
30	10878	0	1450/1500+ TOUCoinc. Dmd Curr. Month Initial Season Rate 0 Data Set 03	2147483647 / -2147483648	1	F37
30	10881	0	1450/1500+ TOUCumul. Dmd Curr. Month Initial Season Rate 0 Data Set 03	4294967295 / 0	1	F14
30	10883	0	1450/1500+ TOUPeak Dmd Curr. Month Initial Season Rate 0 Data Set 04	2147483647 / -2147483648	1	F37
30	10884	0	1450/1500+ TOUCoinc. Dmd Curr. Month Initial Season Rate 0 Data Set 04	2147483647 / -2147483648	1	F37
30	10887	0	1450/1500+ TOUCumul. Dmd Curr. Month Initial Season Rate 0 Data Set 04	4294967295 / 0	1	F14
30	10889	0	1450/1500+ TOUPeak Dmd Curr. Month Initial Season Rate 0 Data Set 05	2147483647 / -2147483648	1	F37
30	10890	0	1450/1500+ TOUCoinc. Dmd Curr. Month Initial Season Rate 0 Data Set 05	2147483647 / -2147483648	1	F37
30	10893	0	1450/1500+ TOUCumul. Dmd Curr. Month Initial Season Rate 0 Data Set 05	4294967295 / 0	1	F14
30	10895	0	1450/1500+ TOUPeak Dmd Curr. Month Initial Season Rate 0 Data Set 06	2147483647 / -2147483648	1	F37
30	10896	0	1450/1500+ TOUCoinc. Dmd Curr. Month Initial Season Rate 0 Data Set 06	2147483647 / -2147483648	1	F37
30	10899	0	1450/1500+ TOUCumul. Dmd Curr. Month Initial Season Rate 0 Data Set 06	4294967295 / 0	1	F14
30	10901	0	1450/1500+ TOUPeak Dmd Curr. Month Initial Season Rate 0 Data Set 07	2147483647 / -2147483648	1	F37
30	10902	0	1450/1500+ TOUCoinc. Dmd Curr. Month Initial Season Rate 0 Data Set 07	2147483647 / -2147483648	1	F37
30	10905	0	1450/1500+ TOUCumul. Dmd Curr. Month Initial Season Rate 0 Data Set 07	4294967295 / 0	1	F14
30	10907	0	1450/1500+ TOUPeak Dmd Curr. Month Initial Season Rate 0 Data Set 08	2147483647 / -2147483648	1	F37
30	10908	0	1450/1500+ TOUCoinc. Dmd Curr. Month Initial Season Rate 0 Data Set 08	2147483647 / -2147483648	1	F37
30	10911	0	1450/1500+ TOUCumul. Dmd Curr. Month Initial Season Rate 0 Data Set 08	4294967295 / 0	1	F14
30	10913	0	1450/1500+ TOUPeak Dmd Curr. Month Initial Season Rate 0 Data Set 09	2147483647 / -2147483648	1	F37
30	10914	0	1450/1500+ TOUCoinc. Dmd Curr. Month Initial Season Rate 0 Data Set 09	2147483647 / -2147483648	1	F37
30	10917	0	1450/1500+ TOUCumul. Dmd Curr. Month Initial Season Rate 0 Data Set 09	4294967295 / 0	1	F14
30	10919	0	1450/1500+ TOUPeak Dmd Curr. Month Initial Season Rate 0 Data Set 10	2147483647 / -2147483648	1	F37
30	10920	0	1450/1500+ TOUCoinc. Dmd Curr. Month Initial Season Rate 0 Data Set 10	2147483647 / -2147483648	1	F37
30	10923	0	1450/1500+ TOUCumul. Dmd Curr. Month Initial Season Rate 0 Data Set 10	4294967295 / 0	1	F14
30	10925	0	1450/1500+ TOUPeak Dmd Curr. Month Initial Season Rate 0 Data Set 11	2147483647 / -2147483648	1	F37
30	10926	0	1450/1500+ TOUCoinc. Dmd Curr. Month Initial Season Rate 0 Data Set 11	2147483647 / -2147483648	1	F37
30	10929	0	1450/1500+ TOUCumul. Dmd Curr. Month Initial Season Rate 0 Data Set 11	4294967295 / 0	1	F14
30	10931	0	1450/1500+ TOUPeak Dmd Curr. Month Initial Season Rate 0 Data Set 12	2147483647 / -2147483648	1	F37
30	10932	0	1450/1500+ TOUCoinc. Dmd Curr. Month Initial Season Rate 0 Data Set 12	2147483647 / -2147483648	1	F37
30	10935	0	1450/1500+ TOUCumul. Dmd Curr. Month Initial Season Rate 0 Data Set 12	4294967295 / 0	1	F14

OBJECT	EIG LINE	EIG POINT	Description	Range	Units	Type
30	10937	0	1450/1500+ TOUPeak Dmd Curr. Month Initial Season Rate 0 Data Set 13	2147483647 / -2147483648	1	F37
30	10938	0	1450/1500+ TOUCoinc. Dmd Curr. Month Initial Season Rate 0 Data Set 13	2147483647 / -2147483648	1	F37
30	10941	0	1450/1500+ TOUCumul. Dmd Curr. Month Initial Season Rate 0 Data Set 13	4294967295 / 0	1	F14
30	10943	0	1450/1500+ TOUPeak Dmd Curr. Month Initial Season Rate 0 Data Set 14	2147483647 / -2147483648	1	F37
30	10944	0	1450/1500+ TOUCoinc. Dmd Curr. Month Initial Season Rate 0 Data Set 14	2147483647 / -2147483648	1	F37
30	10947	0	1450/1500+ TOUCumul. Dmd Curr. Month Initial Season Rate 0 Data Set 14	4294967295 / 0	1	F14
30	10949	0	1450/1500+ TOUPeak Dmd Curr. Month Initial Season Rate 0 Data Set 15	2147483647 / -2147483648	1	F37
30	10950	0	1450/1500+ TOUCoinc. Dmd Curr. Month Initial Season Rate 0 Data Set 15	2147483647 / -2147483648	1	F37
30	10953	0	1450/1500+ TOUCumul. Dmd Curr. Month Initial Season Rate 0 Data Set 15	4294967295 / 0	1	F14
30	10955	0	1450/1500+ TOUPeak Dmd Curr. Month Initial Season Rate 0 Data Set 16	2147483647 / -2147483648	1	F37
30	10956	0	1450/1500+ TOUCoinc. Dmd Curr. Month Initial Season Rate 0 Data Set 16	2147483647 / -2147483648	1	F37
30	10959	0	1450/1500+ TOUCumul. Dmd Curr. Month Initial Season Rate 0 Data Set 16	4294967295 / 0	1	F14
30	10961	0	1450/1500+ TOUPeak Dmd Curr. Month Initial Season Rate 1 Data Set 01	2147483647 / -2147483648	1	F37
30	10962	0	1450/1500+ TOUCoinc. Dmd Curr. Month Initial Season Rate 1 Data Set 01	2147483647 / -2147483648	1	F37
30	10965	0	1450/1500+ TOUCumul. Dmd Curr. Month Initial Season Rate 1 Data Set 01	4294967295 / 0	1	F14
30	10967	0	1450/1500+ TOUPeak Dmd Curr. Month Initial Season Rate 1 Data Set 02	2147483647 / -2147483648	1	F37
30	10968	0	1450/1500+ TOUCoinc. Dmd Curr. Month Initial Season Rate 1 Data Set 02	2147483647 / -2147483648	1	F37
30	10971	0	1450/1500+ TOUCumul. Dmd Curr. Month Initial Season Rate 1 Data Set 02	4294967295 / 0	1	F14
30	10973	0	1450/1500+ TOUPeak Dmd Curr. Month Initial Season Rate 1 Data Set 03	2147483647 / -2147483648	1	F37
30	10974	0	1450/1500+ TOUCoinc. Dmd Curr. Month Initial Season Rate 1 Data Set 03	2147483647 / -2147483648	1	F37
30	10977	0	1450/1500+ TOUCumul. Dmd Curr. Month Initial Season Rate 1 Data Set 03	4294967295 / 0	1	F14
30	10979	0	1450/1500+ TOUPeak Dmd Curr. Month Initial Season Rate 1 Data Set 04	2147483647 / -2147483648	1	F37
30	10980	0	1450/1500+ TOUCoinc. Dmd Curr. Month Initial Season Rate 1 Data Set 04	2147483647 / -2147483648	1	F37
30	10983	0	1450/1500+ TOUCumul. Dmd Curr. Month Initial Season Rate 1 Data Set 04	4294967295 / 0	1	F14
30	10985	0	1450/1500+ TOUPeak Dmd Curr. Month Initial Season Rate 1 Data Set 05	2147483647 / -2147483648	1	F37
30	10986	0	1450/1500+ TOUCoinc. Dmd Curr. Month Initial Season Rate 1 Data Set 05	2147483647 / -2147483648	1	F37
30	10989	0	1450/1500+ TOUCumul. Dmd Curr. Month Initial Season Rate 1 Data Set 05	4294967295 / 0	1	F14
30	10991	0	1450/1500+ TOUPeak Dmd Curr. Month Initial Season Rate 1 Data Set 06	2147483647 / -2147483648	1	F37
30	10992	0	1450/1500+ TOUCoinc. Dmd Curr. Month Initial Season Rate 1 Data Set 06	2147483647 / -2147483648	1	F37
30	10995	0	1450/1500+ TOUCumul. Dmd Curr. Month Initial Season Rate 1 Data Set 06	4294967295 / 0	1	F14
30	10997	0	1450/1500+ TOUPeak Dmd Curr. Month Initial Season Rate 1 Data Set 07	2147483647 / -2147483648	1	F37
30	10998	0	1450/1500+ TOUCoinc. Dmd Curr. Month Initial Season Rate 1 Data Set 07	2147483647 / -2147483648	1	F37
30	11001	0	1450/1500+ TOUCumul. Dmd Curr. Month Initial Season Rate 1 Data Set 07	4294967295 / 0	1	F14
30	11003	0	1450/1500+ TOUPeak Dmd Curr. Month Initial Season Rate 1 Data Set 08	2147483647 / -2147483648	1	F37
30	11004	0	1450/1500+ TOUCoinc. Dmd Curr. Month Initial Season Rate 1 Data Set 08	2147483647 / -2147483648	1	F37
30	11007	0	1450/1500+ TOUCumul. Dmd Curr. Month Initial Season Rate 1 Data Set 08	4294967295 / 0	1	F14
30	11009	0	1450/1500+ TOUPeak Dmd Curr. Month Initial Season Rate 1 Data Set 09	2147483647 / -2147483648	1	F37

OBJECT	EIG LINE	EIG POINT	Description	Range	Units	Type
30	11010	0	1450/1500+ TOUCoinc. Dmd Curr. Month Initial Season Rate 1 Data Set 09	2147483647 / -2147483648	1	F37
30	11013	0	1450/1500+ TOUCumul. Dmd Curr. Month Initial Season Rate 1 Data Set 09	4294967295 / 0	1	F14
30	11015	0	1450/1500+ TOUPeak Dmd Curr. Month Initial Season Rate 1 Data Set 10	2147483647 / -2147483648	1	F37
30	11016	0	1450/1500+ TOUCoinc. Dmd Curr. Month Initial Season Rate 1 Data Set 10	2147483647 / -2147483648	1	F37
30	11019	0	1450/1500+ TOUCumul. Dmd Curr. Month Initial Season Rate 1 Data Set 10	4294967295 / 0	1	F14
30	11021	0	1450/1500+ TOUPeak Dmd Curr. Month Initial Season Rate 1 Data Set 11	2147483647 / -2147483648	1	F37
30	11022	0	1450/1500+ TOUCoinc. Dmd Curr. Month Initial Season Rate 1 Data Set 11	2147483647 / -2147483648	1	F37
30	11025	0	1450/1500+ TOUCumul. Dmd Curr. Month Initial Season Rate 1 Data Set 11	4294967295 / 0	1	F14
30	11027	0	1450/1500+ TOUPeak Dmd Curr. Month Initial Season Rate 1 Data Set 12	2147483647 / -2147483648	1	F37
30	11028	0	1450/1500+ TOUCoinc. Dmd Curr. Month Initial Season Rate 1 Data Set 12	2147483647 / -2147483648	1	F37
30	11031	0	1450/1500+ TOUCumul. Dmd Curr. Month Initial Season Rate 1 Data Set 12	4294967295 / 0	1	F14
30	11033	0	1450/1500+ TOUPeak Dmd Curr. Month Initial Season Rate 1 Data Set 13	2147483647 / -2147483648	1	F37
30	11034	0	1450/1500+ TOUCoinc. Dmd Curr. Month Initial Season Rate 1 Data Set 13	2147483647 / -2147483648	1	F37
30	11037	0	1450/1500+ TOUCumul. Dmd Curr. Month Initial Season Rate 1 Data Set 13	4294967295 / 0	1	F14
30	11039	0	1450/1500+ TOUPeak Dmd Curr. Month Initial Season Rate 1 Data Set 14	2147483647 / -2147483648	1	F37
30	11040	0	1450/1500+ TOUCoinc. Dmd Curr. Month Initial Season Rate 1 Data Set 14	2147483647 / -2147483648	1	F37
30	11043	0	1450/1500+ TOUCumul. Dmd Curr. Month Initial Season Rate 1 Data Set 14	4294967295 / 0	1	F14
30	11045	0	1450/1500+ TOUPeak Dmd Curr. Month Initial Season Rate 1 Data Set 15	2147483647 / -2147483648	1	F37
30	11046	0	1450/1500+ TOUCoinc. Dmd Curr. Month Initial Season Rate 1 Data Set 15	2147483647 / -2147483648	1	F37
30	11049	0	1450/1500+ TOUCumul. Dmd Curr. Month Initial Season Rate 1 Data Set 15	4294967295 / 0	1	F14
30	11051	0	1450/1500+ TOUPeak Dmd Curr. Month Initial Season Rate 1 Data Set 16	2147483647 / -2147483648	1	F37
30	11052	0	1450/1500+ TOUCoinc. Dmd Curr. Month Initial Season Rate 1 Data Set 16	2147483647 / -2147483648	1	F37
30	11055	0	1450/1500+ TOUCumul. Dmd Curr. Month Initial Season Rate 1 Data Set 16	4294967295 / 0	1	F14
30	11057	0	1450/1500+ TOUPeak Dmd Curr. Month Initial Season Rate 2 Data Set 01	2147483647 / -2147483648	1	F37
30	11058	0	1450/1500+ TOUCoinc. Dmd Curr. Month Initial Season Rate 2 Data Set 01	2147483647 / -2147483648	1	F37
30	11061	0	1450/1500+ TOUCumul. Dmd Curr. Month Initial Season Rate 2 Data Set 01	4294967295 / 0	1	F14
30	11063	0	1450/1500+ TOUPeak Dmd Curr. Month Initial Season Rate 2 Data Set 02	2147483647 / -2147483648	1	F37
30	11064	0	1450/1500+ TOUCoinc. Dmd Curr. Month Initial Season Rate 2 Data Set 02	2147483647 / -2147483648	1	F37
30	11067	0	1450/1500+ TOUCumul. Dmd Curr. Month Initial Season Rate 2 Data Set 02	4294967295 / 0	1	F14
30	11069	0	1450/1500+ TOUPeak Dmd Curr. Month Initial Season Rate 2 Data Set 03	2147483647 / -2147483648	1	F37
30	11070	0	1450/1500+ TOUCoinc. Dmd Curr. Month Initial Season Rate 2 Data Set 03	2147483647 / -2147483648	1	F37
30	11073	0	1450/1500+ TOUCumul. Dmd Curr. Month Initial Season Rate 2 Data Set 03	4294967295 / 0	1	F14
30	11075	0	1450/1500+ TOUPeak Dmd Curr. Month Initial Season Rate 2 Data Set 04	2147483647 / -2147483648	1	F37
30	11076	0	1450/1500+ TOUCoinc. Dmd Curr. Month Initial Season Rate 2 Data Set 04	2147483647 / -2147483648	1	F37
30	11079	0	1450/1500+ TOUCumul. Dmd Curr. Month Initial Season Rate 2 Data Set 04	4294967295 / 0	1	F14
30	11081	0	1450/1500+ TOUPeak Dmd Curr. Month Initial Season Rate 2 Data Set 05	2147483647 / -2147483648	1	F37
30	11082	0	1450/1500+ TOUCoinc. Dmd Curr. Month Initial Season Rate 2 Data Set 05	2147483647 / -2147483648	1	F37

OBJECT	EIG LINE	EIG POINT	Description	Range	Units	Type
30	11085	0	1450/1500+ TOUCumul. Dmd Curr. Month Initial Season Rate 2 Data Set 05	4294967295 / 0	1	F14
30	11087	0	1450/1500+ TOUPeak Dmd Curr. Month Initial Season Rate 2 Data Set 06	2147483647 / -2147483648	1	F37
30	11088	0	1450/1500+ TOUCoinc. Dmd Curr. Month Initial Season Rate 2 Data Set 06	2147483647 / -2147483648	1	F37
30	11091	0	1450/1500+ TOUCumul. Dmd Curr. Month Initial Season Rate 2 Data Set 06	4294967295 / 0	1	F14
30	11093	0	1450/1500+ TOUPeak Dmd Curr. Month Initial Season Rate 2 Data Set 07	2147483647 / -2147483648	1	F37
30	11094	0	1450/1500+ TOUCoinc. Dmd Curr. Month Initial Season Rate 2 Data Set 07	2147483647 / -2147483648	1	F37
30	11097	0	1450/1500+ TOUCumul. Dmd Curr. Month Initial Season Rate 2 Data Set 07	4294967295 / 0	1	F14
30	11099	0	1450/1500+ TOUPeak Dmd Curr. Month Initial Season Rate 2 Data Set 08	2147483647 / -2147483648	1	F37
30	11100	0	1450/1500+ TOUCoinc. Dmd Curr. Month Initial Season Rate 2 Data Set 08	2147483647 / -2147483648	1	F37
30	11103	0	1450/1500+ TOUCumul. Dmd Curr. Month Initial Season Rate 2 Data Set 08	4294967295 / 0	1	F14
30	11105	0	1450/1500+ TOUPeak Dmd Curr. Month Initial Season Rate 2 Data Set 09	2147483647 / -2147483648	1	F37
30	11106	0	1450/1500+ TOUCoinc. Dmd Curr. Month Initial Season Rate 2 Data Set 09	2147483647 / -2147483648	1	F37
30	11109	0	1450/1500+ TOUCumul. Dmd Curr. Month Initial Season Rate 2 Data Set 09	4294967295 / 0	1	F14
30	11111	0	1450/1500+ TOUPeak Dmd Curr. Month Initial Season Rate 2 Data Set 10	2147483647 / -2147483648	1	F37
30	11112	0	1450/1500+ TOUCoinc. Dmd Curr. Month Initial Season Rate 2 Data Set 10	2147483647 / -2147483648	1	F37
30	11115	0	1450/1500+ TOUCumul. Dmd Curr. Month Initial Season Rate 2 Data Set 10	4294967295 / 0	1	F14
30	11117	0	1450/1500+ TOUPeak Dmd Curr. Month Initial Season Rate 2 Data Set 11	2147483647 / -2147483648	1	F37
30	11118	0	1450/1500+ TOUCoinc. Dmd Curr. Month Initial Season Rate 2 Data Set 11	2147483647 / -2147483648	1	F37
30	11121	0	1450/1500+ TOUCumul. Dmd Curr. Month Initial Season Rate 2 Data Set 11	4294967295 / 0	1	F14
30	11123	0	1450/1500+ TOUPeak Dmd Curr. Month Initial Season Rate 2 Data Set 12	2147483647 / -2147483648	1	F37
30	11124	0	1450/1500+ TOUCoinc. Dmd Curr. Month Initial Season Rate 2 Data Set 12	2147483647 / -2147483648	1	F37
30	11127	0	1450/1500+ TOUCumul. Dmd Curr. Month Initial Season Rate 2 Data Set 12	4294967295 / 0	1	F14
30	11129	0	1450/1500+ TOUPeak Dmd Curr. Month Initial Season Rate 2 Data Set 13	2147483647 / -2147483648	1	F37
30	11130	0	1450/1500+ TOUCoinc. Dmd Curr. Month Initial Season Rate 2 Data Set 13	2147483647 / -2147483648	1	F37
30	11133	0	1450/1500+ TOUCumul. Dmd Curr. Month Initial Season Rate 2 Data Set 13	4294967295 / 0	1	F14
30	11135	0	1450/1500+ TOUPeak Dmd Curr. Month Initial Season Rate 2 Data Set 14	2147483647 / -2147483648	1	F37
30	11136	0	1450/1500+ TOUCoinc. Dmd Curr. Month Initial Season Rate 2 Data Set 14	2147483647 / -2147483648	1	F37
30	11139	0	1450/1500+ TOUCumul. Dmd Curr. Month Initial Season Rate 2 Data Set 14	4294967295 / 0	1	F14
30	11141	0	1450/1500+ TOUPeak Dmd Curr. Month Initial Season Rate 2 Data Set 15	2147483647 / -2147483648	1	F37
30	11142	0	1450/1500+ TOUCoinc. Dmd Curr. Month Initial Season Rate 2 Data Set 15	2147483647 / -2147483648	1	F37
30	11145	0	1450/1500+ TOUCumul. Dmd Curr. Month Initial Season Rate 2 Data Set 15	4294967295 / 0	1	F14
30	11147	0	1450/1500+ TOUPeak Dmd Curr. Month Initial Season Rate 2 Data Set 16	2147483647 / -2147483648	1	F37
30	11148	0	1450/1500+ TOUCoinc. Dmd Curr. Month Initial Season Rate 2 Data Set 16	2147483647 / -2147483648	1	F37
30	11151	0	1450/1500+ TOUCumul. Dmd Curr. Month Initial Season Rate 2 Data Set 16	4294967295 / 0	1	F14
30	11153	0	1450/1500+ TOUPeak Dmd Curr. Month Initial Season Rate 3 Data Set 01	2147483647 / -2147483648	1	F37
30	11154	0	1450/1500+ TOUCoinc. Dmd Curr. Month Initial Season Rate 3 Data Set 01	2147483647 / -2147483648	1	F37
30	11157	0	1450/1500+ TOUCumul. Dmd Curr. Month Initial Season Rate 3 Data Set 01	4294967295 / 0	1	F14

OBJECT	EIG LINE	EIG POINT	Description	Range	Units	Type
30	11159	0	1450/1500+ TOUPeak Dmd Curr. Month Initial Season Rate 3 Data Set 02	2147483647 / -2147483648	1	F37
30	11160	0	1450/1500+ TOUCoinc. Dmd Curr. Month Initial Season Rate 3 Data Set 02	2147483647 / -2147483648	1	F37
30	11163	0	1450/1500+ TOUCumul. Dmd Curr. Month Initial Season Rate 3 Data Set 02	4294967295 / 0	1	F14
30	11165	0	1450/1500+ TOUPeak Dmd Curr. Month Initial Season Rate 3 Data Set 03	2147483647 / -2147483648	1	F37
30	11166	0	1450/1500+ TOUCoinc. Dmd Curr. Month Initial Season Rate 3 Data Set 03	2147483647 / -2147483648	1	F37
30	11169	0	1450/1500+ TOUCumul. Dmd Curr. Month Initial Season Rate 3 Data Set 03	4294967295 / 0	1	F14
30	11171	0	1450/1500+ TOUPeak Dmd Curr. Month Initial Season Rate 3 Data Set 04	2147483647 / -2147483648	1	F37
30	11172	0	1450/1500+ TOUCoinc. Dmd Curr. Month Initial Season Rate 3 Data Set 04	2147483647 / -2147483648	1	F37
30	11175	0	1450/1500+ TOUCumul. Dmd Curr. Month Initial Season Rate 3 Data Set 04	4294967295 / 0	1	F14
30	11177	0	1450/1500+ TOUPeak Dmd Curr. Month Initial Season Rate 3 Data Set 05	2147483647 / -2147483648	1	F37
30	11178	0	1450/1500+ TOUCoinc. Dmd Curr. Month Initial Season Rate 3 Data Set 05	2147483647 / -2147483648	1	F37
30	11181	0	1450/1500+ TOUCumul. Dmd Curr. Month Initial Season Rate 3 Data Set 05	4294967295 / 0	1	F14
30	11183	0	1450/1500+ TOUPeak Dmd Curr. Month Initial Season Rate 3 Data Set 06	2147483647 / -2147483648	1	F37
30	11184	0	1450/1500+ TOUCoinc. Dmd Curr. Month Initial Season Rate 3 Data Set 06	2147483647 / -2147483648	1	F37
30	11187	0	1450/1500+ TOUCumul. Dmd Curr. Month Initial Season Rate 3 Data Set 06	4294967295 / 0	1	F14
30	11189	0	1450/1500+ TOUPeak Dmd Curr. Month Initial Season Rate 3 Data Set 07	2147483647 / -2147483648	1	F37
30	11190	0	1450/1500+ TOUCoinc. Dmd Curr. Month Initial Season Rate 3 Data Set 07	2147483647 / -2147483648	1	F37
30	11193	0	1450/1500+ TOUCumul. Dmd Curr. Month Initial Season Rate 3 Data Set 07	4294967295 / 0	1	F14
30	11195	0	1450/1500+ TOUPeak Dmd Curr. Month Initial Season Rate 3 Data Set 08	2147483647 / -2147483648	1	F37
30	11196	0	1450/1500+ TOUCoinc. Dmd Curr. Month Initial Season Rate 3 Data Set 08	2147483647 / -2147483648	1	F37
30	11199	0	1450/1500+ TOUCumul. Dmd Curr. Month Initial Season Rate 3 Data Set 08	4294967295 / 0	1	F14
30	11201	0	1450/1500+ TOUPeak Dmd Curr. Month Initial Season Rate 3 Data Set 09	2147483647 / -2147483648	1	F37
30	11202	0	1450/1500+ TOUCoinc. Dmd Curr. Month Initial Season Rate 3 Data Set 09	2147483647 / -2147483648	1	F37
30	11205	0	1450/1500+ TOUCumul. Dmd Curr. Month Initial Season Rate 3 Data Set 09	4294967295 / 0	1	F14
30	11207	0	1450/1500+ TOUPeak Dmd Curr. Month Initial Season Rate 3 Data Set 10	2147483647 / -2147483648	1	F37
30	11208	0	1450/1500+ TOUCoinc. Dmd Curr. Month Initial Season Rate 3 Data Set 10	2147483647 / -2147483648	1	F37
30	11211	0	1450/1500+ TOUCumul. Dmd Curr. Month Initial Season Rate 3 Data Set 10	4294967295 / 0	1	F14
30	11213	0	1450/1500+ TOUPeak Dmd Curr. Month Initial Season Rate 3 Data Set 11	2147483647 / -2147483648	1	F37
30	11214	0	1450/1500+ TOUCoinc. Dmd Curr. Month Initial Season Rate 3 Data Set 11	2147483647 / -2147483648	1	F37
30	11217	0	1450/1500+ TOUCumul. Dmd Curr. Month Initial Season Rate 3 Data Set 11	4294967295 / 0	1	F14
30	11219	0	1450/1500+ TOUPeak Dmd Curr. Month Initial Season Rate 3 Data Set 12	2147483647 / -2147483648	1	F37
30	11220	0	1450/1500+ TOUCoinc. Dmd Curr. Month Initial Season Rate 3 Data Set 12	2147483647 / -2147483648	1	F37
30	11223	0	1450/1500+ TOUCumul. Dmd Curr. Month Initial Season Rate 3 Data Set 12	4294967295 / 0	1	F14
30	11225	0	1450/1500+ TOUPeak Dmd Curr. Month Initial Season Rate 3 Data Set 13	2147483647 / -2147483648	1	F37
30	11226	0	1450/1500+ TOUCoinc. Dmd Curr. Month Initial Season Rate 3 Data Set 13	2147483647 / -2147483648	1	F37
30	11229	0	1450/1500+ TOUCumul. Dmd Curr. Month Initial Season Rate 3 Data Set 13	4294967295 / 0	1	F14
30	11231	0	1450/1500+ TOUPeak Dmd Curr. Month Initial Season Rate 3 Data Set 14	2147483647 / -2147483648	1	F37



OBJECT	EIG LINE	EIG POINT	Description	Range	Units	Type
30	11232	0	1450/1500+ TOUCoinc. Dmd Curr. Month Initial Season Rate 3 Data Set 14	2147483647 / -2147483648	1	F37
30	11235	0	1450/1500+ TOUCumul. Dmd Curr. Month Initial Season Rate 3 Data Set 14	4294967295 / 0	1	F14
30	11237	0	1450/1500+ TOUPeak Dmd Curr. Month Initial Season Rate 3 Data Set 15	2147483647 / -2147483648	1	F37
30	11238	0	1450/1500+ TOUCoinc. Dmd Curr. Month Initial Season Rate 3 Data Set 15	2147483647 / -2147483648	1	F37
30	11241	0	1450/1500+ TOUCumul. Dmd Curr. Month Initial Season Rate 3 Data Set 15	4294967295 / 0	1	F14
30	11243	0	1450/1500+ TOUPeak Dmd Curr. Month Initial Season Rate 3 Data Set 16	2147483647 / -2147483648	1	F37
30	11244	0	1450/1500+ TOUCoinc. Dmd Curr. Month Initial Season Rate 3 Data Set 16	2147483647 / -2147483648	1	F37
30	11247	0	1450/1500+ TOUCumul. Dmd Curr. Month Initial Season Rate 3 Data Set 16	4294967295 / 0	1	F14
30	11249	0	1450/1500+ TOUPeak Dmd Curr. Month Initial Season Rate 4 Data Set 01	2147483647 / -2147483648	1	F37
30	11250	0	1450/1500+ TOUCoinc. Dmd Curr. Month Initial Season Rate 4 Data Set 01	2147483647 / -2147483648	1	F37
30	11253	0	1450/1500+ TOUCumul. Dmd Curr. Month Initial Season Rate 4 Data Set 01	4294967295 / 0	1	F14
30	11255	0	1450/1500+ TOUPeak Dmd Curr. Month Initial Season Rate 4 Data Set 02	2147483647 / -2147483648	1	F37
30	11256	0	1450/1500+ TOUCoinc. Dmd Curr. Month Initial Season Rate 4 Data Set 02	2147483647 / -2147483648	1	F37
30	11259	0	1450/1500+ TOUCumul. Dmd Curr. Month Initial Season Rate 4 Data Set 02	4294967295 / 0	1	F14
30	11261	0	1450/1500+ TOUPeak Dmd Curr. Month Initial Season Rate 4 Data Set 03	2147483647 / -2147483648	1	F37
30	11262	0	1450/1500+ TOUCoinc. Dmd Curr. Month Initial Season Rate 4 Data Set 03	2147483647 / -2147483648	1	F37
30	11265	0	1450/1500+ TOUCumul. Dmd Curr. Month Initial Season Rate 4 Data Set 03	4294967295 / 0	1	F14
30	11267	0	1450/1500+ TOUPeak Dmd Curr. Month Initial Season Rate 4 Data Set 04	2147483647 / -2147483648	1	F37
30	11268	0	1450/1500+ TOUCoinc. Dmd Curr. Month Initial Season Rate 4 Data Set 04	2147483647 / -2147483648	1	F37
30	11271	0	1450/1500+ TOUCumul. Dmd Curr. Month Initial Season Rate 4 Data Set 04	4294967295 / 0	1	F14
30	11273	0	1450/1500+ TOUPeak Dmd Curr. Month Initial Season Rate 4 Data Set 05	2147483647 / -2147483648	1	F37
30	11274	0	1450/1500+ TOUCoinc. Dmd Curr. Month Initial Season Rate 4 Data Set 05	2147483647 / -2147483648	1	F37
30	11277	0	1450/1500+ TOUCumul. Dmd Curr. Month Initial Season Rate 4 Data Set 05	4294967295 / 0	1	F14
30	11279	0	1450/1500+ TOUPeak Dmd Curr. Month Initial Season Rate 4 Data Set 06	2147483647 / -2147483648	1	F37
30	11280	0	1450/1500+ TOUCoinc. Dmd Curr. Month Initial Season Rate 4 Data Set 06	2147483647 / -2147483648	1	F37
30	11283	0	1450/1500+ TOUCumul. Dmd Curr. Month Initial Season Rate 4 Data Set 06	4294967295 / 0	1	F14
30	11285	0	1450/1500+ TOUPeak Dmd Curr. Month Initial Season Rate 4 Data Set 07	2147483647 / -2147483648	1	F37
30	11286	0	1450/1500+ TOUCoinc. Dmd Curr. Month Initial Season Rate 4 Data Set 07	2147483647 / -2147483648	1	F37
30	11289	0	1450/1500+ TOUCumul. Dmd Curr. Month Initial Season Rate 4 Data Set 07	4294967295 / 0	1	F14
30	11291	0	1450/1500+ TOUPeak Dmd Curr. Month Initial Season Rate 4 Data Set 08	2147483647 / -2147483648	1	F37
30	11292	0	1450/1500+ TOUCoinc. Dmd Curr. Month Initial Season Rate 4 Data Set 08	2147483647 / -2147483648	1	F37
30	11295	0	1450/1500+ TOUCumul. Dmd Curr. Month Initial Season Rate 4 Data Set 08	4294967295 / 0	1	F14
30	11297	0	1450/1500+ TOUPeak Dmd Curr. Month Initial Season Rate 4 Data Set 09	2147483647 / -2147483648	1	F37
30	11298	0	1450/1500+ TOUCoinc. Dmd Curr. Month Initial Season Rate 4 Data Set 09	2147483647 / -2147483648	1	F37
30	11301	0	1450/1500+ TOUCumul. Dmd Curr. Month Initial Season Rate 4 Data Set 09	4294967295 / 0	1	F14
30	11303	0	1450/1500+ TOUPeak Dmd Curr. Month Initial Season Rate 4 Data Set 10	2147483647 / -2147483648	1	F37
30	11304	0	1450/1500+ TOUCoinc. Dmd Curr. Month Initial Season Rate 4 Data Set 10	2147483647 / -2147483648	1	F37

OBJECT	EIG LINE	EIG POINT	Description	Range	Units	Type
30	11307	0	1450/1500+ TOUCumul. Dmd Curr. Month Initial Season Rate 4 Data Set 10	4294967295 / 0	1	F14
30	11309	0	1450/1500+ TOUPeak Dmd Curr. Month Initial Season Rate 4 Data Set 11	2147483647 / -2147483648	1	F37
30	11310	0	1450/1500+ TOUCoinc. Dmd Curr. Month Initial Season Rate 4 Data Set 11	2147483647 / -2147483648	1	F37
30	11313	0	1450/1500+ TOUCumul. Dmd Curr. Month Initial Season Rate 4 Data Set 11	4294967295 / 0	1	F14
30	11315	0	1450/1500+ TOUPeak Dmd Curr. Month Initial Season Rate 4 Data Set 12	2147483647 / -2147483648	1	F37
30	11316	0	1450/1500+ TOUCoinc. Dmd Curr. Month Initial Season Rate 4 Data Set 12	2147483647 / -2147483648	1	F37
30	11319	0	1450/1500+ TOUCumul. Dmd Curr. Month Initial Season Rate 4 Data Set 12	4294967295 / 0	1	F14
30	11321	0	1450/1500+ TOUPeak Dmd Curr. Month Initial Season Rate 4 Data Set 13	2147483647 / -2147483648	1	F37
30	11322	0	1450/1500+ TOUCoinc. Dmd Curr. Month Initial Season Rate 4 Data Set 13	2147483647 / -2147483648	1	F37
30	11325	0	1450/1500+ TOUCumul. Dmd Curr. Month Initial Season Rate 4 Data Set 13	4294967295 / 0	1	F14
30	11327	0	1450/1500+ TOUPeak Dmd Curr. Month Initial Season Rate 4 Data Set 14	2147483647 / -2147483648	1	F37
30	11328	0	1450/1500+ TOUCoinc. Dmd Curr. Month Initial Season Rate 4 Data Set 14	2147483647 / -2147483648	1	F37
30	11331	0	1450/1500+ TOUCumul. Dmd Curr. Month Initial Season Rate 4 Data Set 14	4294967295 / 0	1	F14
30	11333	0	1450/1500+ TOUPeak Dmd Curr. Month Initial Season Rate 4 Data Set 15	2147483647 / -2147483648	1	F37
30	11334	0	1450/1500+ TOUCoinc. Dmd Curr. Month Initial Season Rate 4 Data Set 15	2147483647 / -2147483648	1	F37
30	11337	0	1450/1500+ TOUCumul. Dmd Curr. Month Initial Season Rate 4 Data Set 15	4294967295 / 0	1	F14
30	11339	0	1450/1500+ TOUPeak Dmd Curr. Month Initial Season Rate 4 Data Set 16	2147483647 / -2147483648	1	F37
30	11340	0	1450/1500+ TOUCoinc. Dmd Curr. Month Initial Season Rate 4 Data Set 16	2147483647 / -2147483648	1	F37
30	11343	0	1450/1500+ TOUCumul. Dmd Curr. Month Initial Season Rate 4 Data Set 16	4294967295 / 0	1	F14
30	11345	0	1450/1500+ TOUPeak Dmd Curr. Month Final Season Rate 0 Data Set 01	2147483647 / -2147483648	1	F37
30	11346	0	1450/1500+ TOUCoinc. Dmd Curr. Month Final Season Rate 0 Data Set 01	2147483647 / -2147483648	1	F37
30	11349	0	1450/1500+ TOUCumul. Dmd Curr. Month Final Season Rate 0 Data Set 01	4294967295 / 0	1	F14
30	11351	0	1450/1500+ TOUPeak Dmd Curr. Month Final Season Rate 0 Data Set 02	2147483647 / -2147483648	1	F37
30	11352	0	1450/1500+ TOUCoinc. Dmd Curr. Month Final Season Rate 0 Data Set 02	2147483647 / -2147483648	1	F37
30	11355	0	1450/1500+ TOUCumul. Dmd Curr. Month Final Season Rate 0 Data Set 02	4294967295 / 0	1	F14
30	11357	0	1450/1500+ TOUPeak Dmd Curr. Month Final Season Rate 0 Data Set 03	2147483647 / -2147483648	1	F37
30	11358	0	1450/1500+ TOUCoinc. Dmd Curr. Month Final Season Rate 0 Data Set 03	2147483647 / -2147483648	1	F37
30	11361	0	1450/1500+ TOUCumul. Dmd Curr. Month Final Season Rate 0 Data Set 03	4294967295 / 0	1	F14
30	11363	0	1450/1500+ TOUPeak Dmd Curr. Month Final Season Rate 0 Data Set 04	2147483647 / -2147483648	1	F37
30	11364	0	1450/1500+ TOUCoinc. Dmd Curr. Month Final Season Rate 0 Data Set 04	2147483647 / -2147483648	1	F37
30	11367	0	1450/1500+ TOUCumul. Dmd Curr. Month Final Season Rate 0 Data Set 04	4294967295 / 0	1	F14
30	11369	0	1450/1500+ TOUPeak Dmd Curr. Month Final Season Rate 0 Data Set 05	2147483647 / -2147483648	1	F37
30	11370	0	1450/1500+ TOUCoinc. Dmd Curr. Month Final Season Rate 0 Data Set 05	2147483647 / -2147483648	1	F37
30	11373	0	1450/1500+ TOUCumul. Dmd Curr. Month Final Season Rate 0 Data Set 05	4294967295 / 0	1	F14
30	11375	0	1450/1500+ TOUPeak Dmd Curr. Month Final Season Rate 0 Data Set 06	2147483647 / -2147483648	1	F37
30	11376	0	1450/1500+ TOUCoinc. Dmd Curr. Month Final Season Rate 0 Data Set 06	2147483647 / -2147483648	1	F37
30	11379	0	1450/1500+ TOUCumul. Dmd Curr. Month Final Season Rate 0 Data Set 06	4294967295 / 0	1	F14

OBJECT	EIG LINE	EIG POINT	Description	Range	Units	Type
30	11381	0	1450/1500+ TOUPeak Dmd Curr. Month Final Season Rate 0 Data Set 07	2147483647 / -2147483648	1	F37
30	11382	0	1450/1500+ TOUCoinc. Dmd Curr. Month Final Season Rate 0 Data Set 07	2147483647 / -2147483648	1	F37
30	11385	0	1450/1500+ TOUCumul. Dmd Curr. Month Final Season Rate 0 Data Set 07	4294967295 / 0	1	F14
30	11387	0	1450/1500+ TOUPeak Dmd Curr. Month Final Season Rate 0 Data Set 08	2147483647 / -2147483648	1	F37
30	11388	0	1450/1500+ TOUCoinc. Dmd Curr. Month Final Season Rate 0 Data Set 08	2147483647 / -2147483648	1	F37
30	11391	0	1450/1500+ TOUCumul. Dmd Curr. Month Final Season Rate 0 Data Set 08	4294967295 / 0	1	F14
30	11393	0	1450/1500+ TOUPeak Dmd Curr. Month Final Season Rate 0 Data Set 09	2147483647 / -2147483648	1	F37
30	11394	0	1450/1500+ TOUCoinc. Dmd Curr. Month Final Season Rate 0 Data Set 09	2147483647 / -2147483648	1	F37
30	11397	0	1450/1500+ TOUCumul. Dmd Curr. Month Final Season Rate 0 Data Set 09	4294967295 / 0	1	F14
30	11399	0	1450/1500+ TOUPeak Dmd Curr. Month Final Season Rate 0 Data Set 10	2147483647 / -2147483648	1	F37
30	11400	0	1450/1500+ TOUCoinc. Dmd Curr. Month Final Season Rate 0 Data Set 10	2147483647 / -2147483648	1	F37
30	11403	0	1450/1500+ TOUCumul. Dmd Curr. Month Final Season Rate 0 Data Set 10	4294967295 / 0	1	F14
30	11405	0	1450/1500+ TOUPeak Dmd Curr. Month Final Season Rate 0 Data Set 11	2147483647 / -2147483648	1	F37
30	11406	0	1450/1500+ TOUCoinc. Dmd Curr. Month Final Season Rate 0 Data Set 11	2147483647 / -2147483648	1	F37
30	11409	0	1450/1500+ TOUCumul. Dmd Curr. Month Final Season Rate 0 Data Set 11	4294967295 / 0	1	F14
30	11411	0	1450/1500+ TOUPeak Dmd Curr. Month Final Season Rate 0 Data Set 12	2147483647 / -2147483648	1	F37
30	11412	0	1450/1500+ TOUCoinc. Dmd Curr. Month Final Season Rate 0 Data Set 12	2147483647 / -2147483648	1	F37
30	11415	0	1450/1500+ TOUCumul. Dmd Curr. Month Final Season Rate 0 Data Set 12	4294967295 / 0	1	F14
30	11417	0	1450/1500+ TOUPeak Dmd Curr. Month Final Season Rate 0 Data Set 13	2147483647 / -2147483648	1	F37
30	11418	0	1450/1500+ TOUCoinc. Dmd Curr. Month Final Season Rate 0 Data Set 13	2147483647 / -2147483648	1	F37
30	11421	0	1450/1500+ TOUCumul. Dmd Curr. Month Final Season Rate 0 Data Set 13	4294967295 / 0	1	F14
30	11423	0	1450/1500+ TOUPeak Dmd Curr. Month Final Season Rate 0 Data Set 14	2147483647 / -2147483648	1	F37
30	11424	0	1450/1500+ TOUCoinc. Dmd Curr. Month Final Season Rate 0 Data Set 14	2147483647 / -2147483648	1	F37
30	11427	0	1450/1500+ TOUCumul. Dmd Curr. Month Final Season Rate 0 Data Set 14	4294967295 / 0	1	F14
30	11429	0	1450/1500+ TOUPeak Dmd Curr. Month Final Season Rate 0 Data Set 15	2147483647 / -2147483648	1	F37
30	11430	0	1450/1500+ TOUCoinc. Dmd Curr. Month Final Season Rate 0 Data Set 15	2147483647 / -2147483648	1	F37
30	11433	0	1450/1500+ TOUCumul. Dmd Curr. Month Final Season Rate 0 Data Set 15	4294967295 / 0	1	F14
30	11435	0	1450/1500+ TOUPeak Dmd Curr. Month Final Season Rate 0 Data Set 16	2147483647 / -2147483648	1	F37
30	11436	0	1450/1500+ TOUCoinc. Dmd Curr. Month Final Season Rate 0 Data Set 16	2147483647 / -2147483648	1	F37
30	11439	0	1450/1500+ TOUCumul. Dmd Curr. Month Final Season Rate 0 Data Set 16	4294967295 / 0	1	F14
30	11441	0	1450/1500+ TOUPeak Dmd Curr. Month Final Season Rate 1 Data Set 01	2147483647 / -2147483648	1	F37
30	11442	0	1450/1500+ TOUCoinc. Dmd Curr. Month Final Season Rate 1 Data Set 01	2147483647 / -2147483648	1	F37
30	11445	0	1450/1500+ TOUCumul. Dmd Curr. Month Final Season Rate 1 Data Set 01	4294967295 / 0	1	F14
30	11447	0	1450/1500+ TOUPeak Dmd Curr. Month Final Season Rate 1 Data Set 02	2147483647 / -2147483648	1	F37
30	11448	0	1450/1500+ TOUCoinc. Dmd Curr. Month Final Season Rate 1 Data Set 02	2147483647 / -2147483648	1	F37
30	11451	0	1450/1500+ TOUCumul. Dmd Curr. Month Final Season Rate 1 Data Set 02	4294967295 / 0	1	F14
30	11453	0	1450/1500+ TOUPeak Dmd Curr. Month Final Season Rate 1 Data Set 03	2147483647 / -2147483648	1	F37

OBJECT	EIG LINE	EIG POINT	Description	Range	Units	Type
30	11454	0	1450/1500+ TOUCoinc. Dmd Curr. Month Final Season Rate 1 Data Set 03	2147483647 / -2147483648	1	F37
30	11457	0	1450/1500+ TOUCumul. Dmd Curr. Month Final Season Rate 1 Data Set 03	4294967295 / 0	1	F14
30	11459	0	1450/1500+ TOUPeak Dmd Curr. Month Final Season Rate 1 Data Set 04	2147483647 / -2147483648	1	F37
30	11460	0	1450/1500+ TOUCoinc. Dmd Curr. Month Final Season Rate 1 Data Set 04	2147483647 / -2147483648	1	F37
30	11463	0	1450/1500+ TOUCumul. Dmd Curr. Month Final Season Rate 1 Data Set 04	4294967295 / 0	1	F14
30	11465	0	1450/1500+ TOUPeak Dmd Curr. Month Final Season Rate 1 Data Set 05	2147483647 / -2147483648	1	F37
30	11466	0	1450/1500+ TOUCoinc. Dmd Curr. Month Final Season Rate 1 Data Set 05	2147483647 / -2147483648	1	F37
30	11469	0	1450/1500+ TOUCumul. Dmd Curr. Month Final Season Rate 1 Data Set 05	4294967295 / 0	1	F14
30	11471	0	1450/1500+ TOUPeak Dmd Curr. Month Final Season Rate 1 Data Set 06	2147483647 / -2147483648	1	F37
30	11472	0	1450/1500+ TOUCoinc. Dmd Curr. Month Final Season Rate 1 Data Set 06	2147483647 / -2147483648	1	F37
30	11475	0	1450/1500+ TOUCumul. Dmd Curr. Month Final Season Rate 1 Data Set 06	4294967295 / 0	1	F14
30	11477	0	1450/1500+ TOUPeak Dmd Curr. Month Final Season Rate 1 Data Set 07	2147483647 / -2147483648	1	F37
30	11478	0	1450/1500+ TOUCoinc. Dmd Curr. Month Final Season Rate 1 Data Set 07	2147483647 / -2147483648	1	F37
30	11481	0	1450/1500+ TOUCumul. Dmd Curr. Month Final Season Rate 1 Data Set 07	4294967295 / 0	1	F14
30	11483	0	1450/1500+ TOUPeak Dmd Curr. Month Final Season Rate 1 Data Set 08	2147483647 / -2147483648	1	F37
30	11484	0	1450/1500+ TOUCoinc. Dmd Curr. Month Final Season Rate 1 Data Set 08	2147483647 / -2147483648	1	F37
30	11487	0	1450/1500+ TOUCumul. Dmd Curr. Month Final Season Rate 1 Data Set 08	4294967295 / 0	1	F14
30	11489	0	1450/1500+ TOUPeak Dmd Curr. Month Final Season Rate 1 Data Set 09	2147483647 / -2147483648	1	F37
30	11490	0	1450/1500+ TOUCoinc. Dmd Curr. Month Final Season Rate 1 Data Set 09	2147483647 / -2147483648	1	F37
30	11493	0	1450/1500+ TOUCumul. Dmd Curr. Month Final Season Rate 1 Data Set 09	4294967295 / 0	1	F14
30	11495	0	1450/1500+ TOUPeak Dmd Curr. Month Final Season Rate 1 Data Set 10	2147483647 / -2147483648	1	F37
30	11496	0	1450/1500+ TOUCoinc. Dmd Curr. Month Final Season Rate 1 Data Set 10	2147483647 / -2147483648	1	F37
30	11499	0	1450/1500+ TOUCumul. Dmd Curr. Month Final Season Rate 1 Data Set 10	4294967295 / 0	1	F14
30	11501	0	1450/1500+ TOUPeak Dmd Curr. Month Final Season Rate 1 Data Set 11	2147483647 / -2147483648	1	F37
30	11502	0	1450/1500+ TOUCoinc. Dmd Curr. Month Final Season Rate 1 Data Set 11	2147483647 / -2147483648	1	F37
30	11505	0	1450/1500+ TOUCumul. Dmd Curr. Month Final Season Rate 1 Data Set 11	4294967295 / 0	1	F14
30	11507	0	1450/1500+ TOUPeak Dmd Curr. Month Final Season Rate 1 Data Set 12	2147483647 / -2147483648	1	F37
30	11508	0	1450/1500+ TOUCoinc. Dmd Curr. Month Final Season Rate 1 Data Set 12	2147483647 / -2147483648	1	F37
30	11511	0	1450/1500+ TOUCumul. Dmd Curr. Month Final Season Rate 1 Data Set 12	4294967295 / 0	1	F14
30	11513	0	1450/1500+ TOUPeak Dmd Curr. Month Final Season Rate 1 Data Set 13	2147483647 / -2147483648	1	F37
30	11514	0	1450/1500+ TOUCoinc. Dmd Curr. Month Final Season Rate 1 Data Set 13	2147483647 / -2147483648	1	F37
30	11517	0	1450/1500+ TOUCumul. Dmd Curr. Month Final Season Rate 1 Data Set 13	4294967295 / 0	1	F14
30	11519	0	1450/1500+ TOUPeak Dmd Curr. Month Final Season Rate 1 Data Set 14	2147483647 / -2147483648	1	F37
30	11520	0	1450/1500+ TOUCoinc. Dmd Curr. Month Final Season Rate 1 Data Set 14	2147483647 / -2147483648	1	F37
30	11523	0	1450/1500+ TOUCumul. Dmd Curr. Month Final Season Rate 1 Data Set 14	4294967295 / 0	1	F14
30	11525	0	1450/1500+ TOUPeak Dmd Curr. Month Final Season Rate 1 Data Set 15	2147483647 / -2147483648	1	F37
30	11526	0	1450/1500+ TOUCoinc. Dmd Curr. Month Final Season Rate 1 Data Set 15	2147483647 / -2147483648	1	F37

OBJECT	EIG LINE	EIG POINT	Description	Range	Units	Type
30	11529	0	1450/1500+ TOUCumul. Dmd Curr. Month Final Season Rate 1 Data Set 15	4294967295 / 0	1	F14
30	11531	0	1450/1500+ TOUPeak Dmd Curr. Month Final Season Rate 1 Data Set 16	2147483647 / -2147483648	1	F37
30	11532	0	1450/1500+ TOUCoinc. Dmd Curr. Month Final Season Rate 1 Data Set 16	2147483647 / -2147483648	1	F37
30	11535	0	1450/1500+ TOUCumul. Dmd Curr. Month Final Season Rate 1 Data Set 16	4294967295 / 0	1	F14
30	11537	0	1450/1500+ TOUPeak Dmd Curr. Month Final Season Rate 2 Data Set 01	2147483647 / -2147483648	1	F37
30	11538	0	1450/1500+ TOUCoinc. Dmd Curr. Month Final Season Rate 2 Data Set 01	2147483647 / -2147483648	1	F37
30	11541	0	1450/1500+ TOUCumul. Dmd Curr. Month Final Season Rate 2 Data Set 01	4294967295 / 0	1	F14
30	11543	0	1450/1500+ TOUPeak Dmd Curr. Month Final Season Rate 2 Data Set 02	2147483647 / -2147483648	1	F37
30	11544	0	1450/1500+ TOUCoinc. Dmd Curr. Month Final Season Rate 2 Data Set 02	2147483647 / -2147483648	1	F37
30	11547	0	1450/1500+ TOUCumul. Dmd Curr. Month Final Season Rate 2 Data Set 02	4294967295 / 0	1	F14
30	11549	0	1450/1500+ TOUPeak Dmd Curr. Month Final Season Rate 2 Data Set 03	2147483647 / -2147483648	1	F37
30	11550	0	1450/1500+ TOUCoinc. Dmd Curr. Month Final Season Rate 2 Data Set 03	2147483647 / -2147483648	1	F37
30	11553	0	1450/1500+ TOUCumul. Dmd Curr. Month Final Season Rate 2 Data Set 03	4294967295 / 0	1	F14
30	11555	0	1450/1500+ TOUPeak Dmd Curr. Month Final Season Rate 2 Data Set 04	2147483647 / -2147483648	1	F37
30	11556	0	1450/1500+ TOUCoinc. Dmd Curr. Month Final Season Rate 2 Data Set 04	2147483647 / -2147483648	1	F37
30	11559	0	1450/1500+ TOUCumul. Dmd Curr. Month Final Season Rate 2 Data Set 04	4294967295 / 0	1	F14
30	11561	0	1450/1500+ TOUPeak Dmd Curr. Month Final Season Rate 2 Data Set 05	2147483647 / -2147483648	1	F37
30	11562	0	1450/1500+ TOUCoinc. Dmd Curr. Month Final Season Rate 2 Data Set 05	2147483647 / -2147483648	1	F37
30	11565	0	1450/1500+ TOUCumul. Dmd Curr. Month Final Season Rate 2 Data Set 05	4294967295 / 0	1	F14
30	11567	0	1450/1500+ TOUPeak Dmd Curr. Month Final Season Rate 2 Data Set 06	2147483647 / -2147483648	1	F37
30	11568	0	1450/1500+ TOUCoinc. Dmd Curr. Month Final Season Rate 2 Data Set 06	2147483647 / -2147483648	1	F37
30	11571	0	1450/1500+ TOUCumul. Dmd Curr. Month Final Season Rate 2 Data Set 06	4294967295 / 0	1	F14
30	11573	0	1450/1500+ TOUPeak Dmd Curr. Month Final Season Rate 2 Data Set 07	2147483647 / -2147483648	1	F37
30	11574	0	1450/1500+ TOUCoinc. Dmd Curr. Month Final Season Rate 2 Data Set 07	2147483647 / -2147483648	1	F37
30	11577	0	1450/1500+ TOUCumul. Dmd Curr. Month Final Season Rate 2 Data Set 07	4294967295 / 0	1	F14
30	11579	0	1450/1500+ TOUPeak Dmd Curr. Month Final Season Rate 2 Data Set 08	2147483647 / -2147483648	1	F37
30	11580	0	1450/1500+ TOUCoinc. Dmd Curr. Month Final Season Rate 2 Data Set 08	2147483647 / -2147483648	1	F37
30	11583	0	1450/1500+ TOUCumul. Dmd Curr. Month Final Season Rate 2 Data Set 08	4294967295 / 0	1	F14
30	11585	0	1450/1500+ TOUPeak Dmd Curr. Month Final Season Rate 2 Data Set 09	2147483647 / -2147483648	1	F37
30	11586	0	1450/1500+ TOUCoinc. Dmd Curr. Month Final Season Rate 2 Data Set 09	2147483647 / -2147483648	1	F37
30	11589	0	1450/1500+ TOUCumul. Dmd Curr. Month Final Season Rate 2 Data Set 09	4294967295 / 0	1	F14
30	11591	0	1450/1500+ TOUPeak Dmd Curr. Month Final Season Rate 2 Data Set 10	2147483647 / -2147483648	1	F37
30	11592	0	1450/1500+ TOUCoinc. Dmd Curr. Month Final Season Rate 2 Data Set 10	2147483647 / -2147483648	1	F37
30	11595	0	1450/1500+ TOUCumul. Dmd Curr. Month Final Season Rate 2 Data Set 10	4294967295 / 0	1	F14
30	11597	0	1450/1500+ TOUPeak Dmd Curr. Month Final Season Rate 2 Data Set 11	2147483647 / -2147483648	1	F37
30	11598	0	1450/1500+ TOUCoinc. Dmd Curr. Month Final Season Rate 2 Data Set 11	2147483647 / -2147483648	1	F37
30	11601	0	1450/1500+ TOUCumul. Dmd Curr. Month Final Season Rate 2 Data Set 11	4294967295 / 0	1	F14

OBJECT	EIG LINE	EIG POINT	Description	Range	Units	Type
30	11603	0	1450/1500+ TOUPeak Dmd Curr. Month Final Season Rate 2 Data Set 12	2147483647 / -2147483648	1	F37
30	11604	0	1450/1500+ TOUCoinc. Dmd Curr. Month Final Season Rate 2 Data Set 12	2147483647 / -2147483648	1	F37
30	11607	0	1450/1500+ TOUCumul. Dmd Curr. Month Final Season Rate 2 Data Set 12	4294967295 / 0	1	F14
30	11609	0	1450/1500+ TOUPeak Dmd Curr. Month Final Season Rate 2 Data Set 13	2147483647 / -2147483648	1	F37
30	11610	0	1450/1500+ TOUCoinc. Dmd Curr. Month Final Season Rate 2 Data Set 13	2147483647 / -2147483648	1	F37
30	11613	0	1450/1500+ TOUCumul. Dmd Curr. Month Final Season Rate 2 Data Set 13	4294967295 / 0	1	F14
30	11615	0	1450/1500+ TOUPeak Dmd Curr. Month Final Season Rate 2 Data Set 14	2147483647 / -2147483648	1	F37
30	11616	0	1450/1500+ TOUCoinc. Dmd Curr. Month Final Season Rate 2 Data Set 14	2147483647 / -2147483648	1	F37
30	11619	0	1450/1500+ TOUCumul. Dmd Curr. Month Final Season Rate 2 Data Set 14	4294967295 / 0	1	F14
30	11621	0	1450/1500+ TOUPeak Dmd Curr. Month Final Season Rate 2 Data Set 15	2147483647 / -2147483648	1	F37
30	11622	0	1450/1500+ TOUCoinc. Dmd Curr. Month Final Season Rate 2 Data Set 15	2147483647 / -2147483648	1	F37
30	11625	0	1450/1500+ TOUCumul. Dmd Curr. Month Final Season Rate 2 Data Set 15	4294967295 / 0	1	F14
30	11627	0	1450/1500+ TOUPeak Dmd Curr. Month Final Season Rate 2 Data Set 16	2147483647 / -2147483648	1	F37
30	11628	0	1450/1500+ TOUCoinc. Dmd Curr. Month Final Season Rate 2 Data Set 16	2147483647 / -2147483648	1	F37
30	11631	0	1450/1500+ TOUCumul. Dmd Curr. Month Final Season Rate 2 Data Set 16	4294967295 / 0	1	F14
30	11633	0	1450/1500+ TOUPeak Dmd Curr. Month Final Season Rate 3 Data Set 01	2147483647 / -2147483648	1	F37
30	11634	0	1450/1500+ TOUCoinc. Dmd Curr. Month Final Season Rate 3 Data Set 01	2147483647 / -2147483648	1	F37
30	11637	0	1450/1500+ TOUCumul. Dmd Curr. Month Final Season Rate 3 Data Set 01	4294967295 / 0	1	F14
30	11639	0	1450/1500+ TOUPeak Dmd Curr. Month Final Season Rate 3 Data Set 02	2147483647 / -2147483648	1	F37
30	11640	0	1450/1500+ TOUCoinc. Dmd Curr. Month Final Season Rate 3 Data Set 02	2147483647 / -2147483648	1	F37
30	11643	0	1450/1500+ TOUCumul. Dmd Curr. Month Final Season Rate 3 Data Set 02	4294967295 / 0	1	F14
30	11645	0	1450/1500+ TOUPeak Dmd Curr. Month Final Season Rate 3 Data Set 03	2147483647 / -2147483648	1	F37
30	11646	0	1450/1500+ TOUCoinc. Dmd Curr. Month Final Season Rate 3 Data Set 03	2147483647 / -2147483648	1	F37
30	11649	0	1450/1500+ TOUCumul. Dmd Curr. Month Final Season Rate 3 Data Set 03	4294967295 / 0	1	F14
30	11651	0	1450/1500+ TOUPeak Dmd Curr. Month Final Season Rate 3 Data Set 04	2147483647 / -2147483648	1	F37
30	11652	0	1450/1500+ TOUCoinc. Dmd Curr. Month Final Season Rate 3 Data Set 04	2147483647 / -2147483648	1	F37
30	11655	0	1450/1500+ TOUCumul. Dmd Curr. Month Final Season Rate 3 Data Set 04	4294967295 / 0	1	F14
30	11657	0	1450/1500+ TOUPeak Dmd Curr. Month Final Season Rate 3 Data Set 05	2147483647 / -2147483648	1	F37
30	11658	0	1450/1500+ TOUCoinc. Dmd Curr. Month Final Season Rate 3 Data Set 05	2147483647 / -2147483648	1	F37
30	11661	0	1450/1500+ TOUCumul. Dmd Curr. Month Final Season Rate 3 Data Set 05	4294967295 / 0	1	F14
30	11663	0	1450/1500+ TOUPeak Dmd Curr. Month Final Season Rate 3 Data Set 06	2147483647 / -2147483648	1	F37
30	11664	0	1450/1500+ TOUCoinc. Dmd Curr. Month Final Season Rate 3 Data Set 06	2147483647 / -2147483648	1	F37
30	11667	0	1450/1500+ TOUCumul. Dmd Curr. Month Final Season Rate 3 Data Set 06	4294967295 / 0	1	F14
30	11669	0	1450/1500+ TOUPeak Dmd Curr. Month Final Season Rate 3 Data Set 07	2147483647 / -2147483648	1	F37
30	11670	0	1450/1500+ TOUCoinc. Dmd Curr. Month Final Season Rate 3 Data Set 07	2147483647 / -2147483648	1	F37
30	11673	0	1450/1500+ TOUCumul. Dmd Curr. Month Final Season Rate 3 Data Set 07	4294967295 / 0	1	F14
30	11675	0	1450/1500+ TOUPeak Dmd Curr. Month Final Season Rate 3 Data Set 08	2147483647 / -2147483648	1	F37

OBJECT	EIG LINE	EIG POINT	Description	Range	Units	Type
30	11676	0	1450/1500+ TOUCoinc. Dmd Curr. Month Final Season Rate 3 Data Set 08	2147483647 / -2147483648	1	F37
30	11679	0	1450/1500+ TOUCumul. Dmd Curr. Month Final Season Rate 3 Data Set 08	4294967295 / 0	1	F14
30	11681	0	1450/1500+ TOUPeak Dmd Curr. Month Final Season Rate 3 Data Set 09	2147483647 / -2147483648	1	F37
30	11682	0	1450/1500+ TOUCoinc. Dmd Curr. Month Final Season Rate 3 Data Set 09	2147483647 / -2147483648	1	F37
30	11685	0	1450/1500+ TOUCumul. Dmd Curr. Month Final Season Rate 3 Data Set 09	4294967295 / 0	1	F14
30	11687	0	1450/1500+ TOUPeak Dmd Curr. Month Final Season Rate 3 Data Set 10	2147483647 / -2147483648	1	F37
30	11688	0	1450/1500+ TOUCoinc. Dmd Curr. Month Final Season Rate 3 Data Set 10	2147483647 / -2147483648	1	F37
30	11691	0	1450/1500+ TOUCumul. Dmd Curr. Month Final Season Rate 3 Data Set 10	4294967295 / 0	1	F14
30	11693	0	1450/1500+ TOUPeak Dmd Curr. Month Final Season Rate 3 Data Set 11	2147483647 / -2147483648	1	F37
30	11694	0	1450/1500+ TOUCoinc. Dmd Curr. Month Final Season Rate 3 Data Set 11	2147483647 / -2147483648	1	F37
30	11697	0	1450/1500+ TOUCumul. Dmd Curr. Month Final Season Rate 3 Data Set 11	4294967295 / 0	1	F14
30	11699	0	1450/1500+ TOUPeak Dmd Curr. Month Final Season Rate 3 Data Set 12	2147483647 / -2147483648	1	F37
30	11700	0	1450/1500+ TOUCoinc. Dmd Curr. Month Final Season Rate 3 Data Set 12	2147483647 / -2147483648	1	F37
30	11703	0	1450/1500+ TOUCumul. Dmd Curr. Month Final Season Rate 3 Data Set 12	4294967295 / 0	1	F14
30	11705	0	1450/1500+ TOUPeak Dmd Curr. Month Final Season Rate 3 Data Set 13	2147483647 / -2147483648	1	F37
30	11706	0	1450/1500+ TOUCoinc. Dmd Curr. Month Final Season Rate 3 Data Set 13	2147483647 / -2147483648	1	F37
30	11709	0	1450/1500+ TOUCumul. Dmd Curr. Month Final Season Rate 3 Data Set 13	4294967295 / 0	1	F14
30	11711	0	1450/1500+ TOUPeak Dmd Curr. Month Final Season Rate 3 Data Set 14	2147483647 / -2147483648	1	F37
30	11712	0	1450/1500+ TOUCoinc. Dmd Curr. Month Final Season Rate 3 Data Set 14	2147483647 / -2147483648	1	F37
30	11715	0	1450/1500+ TOUCumul. Dmd Curr. Month Final Season Rate 3 Data Set 14	4294967295 / 0	1	F14
30	11717	0	1450/1500+ TOUPeak Dmd Curr. Month Final Season Rate 3 Data Set 15	2147483647 / -2147483648	1	F37
30	11718	0	1450/1500+ TOUCoinc. Dmd Curr. Month Final Season Rate 3 Data Set 15	2147483647 / -2147483648	1	F37
30	11721	0	1450/1500+ TOUCumul. Dmd Curr. Month Final Season Rate 3 Data Set 15	4294967295 / 0	1	F14
30	11723	0	1450/1500+ TOUPeak Dmd Curr. Month Final Season Rate 3 Data Set 16	2147483647 / -2147483648	1	F37
30	11724	0	1450/1500+ TOUCoinc. Dmd Curr. Month Final Season Rate 3 Data Set 16	2147483647 / -2147483648	1	F37
30	11727	0	1450/1500+ TOUCumul. Dmd Curr. Month Final Season Rate 3 Data Set 16	4294967295 / 0	1	F14
30	11729	0	1450/1500+ TOUPeak Dmd Curr. Month Final Season Rate 4 Data Set 01	2147483647 / -2147483648	1	F37
30	11730	0	1450/1500+ TOUCoinc. Dmd Curr. Month Final Season Rate 4 Data Set 01	2147483647 / -2147483648	1	F37
30	11733	0	1450/1500+ TOUCumul. Dmd Curr. Month Final Season Rate 4 Data Set 01	4294967295 / 0	1	F14
30	11735	0	1450/1500+ TOUPeak Dmd Curr. Month Final Season Rate 4 Data Set 02	2147483647 / -2147483648	1	F37
30	11736	0	1450/1500+ TOUCoinc. Dmd Curr. Month Final Season Rate 4 Data Set 02	2147483647 / -2147483648	1	F37
30	11739	0	1450/1500+ TOUCumul. Dmd Curr. Month Final Season Rate 4 Data Set 02	4294967295 / 0	1	F14
30	11741	0	1450/1500+ TOUPeak Dmd Curr. Month Final Season Rate 4 Data Set 03	2147483647 / -2147483648	1	F37
30	11742	0	1450/1500+ TOUCoinc. Dmd Curr. Month Final Season Rate 4 Data Set 03	2147483647 / -2147483648	1	F37
30	11745	0	1450/1500+ TOUCumul. Dmd Curr. Month Final Season Rate 4 Data Set 03	4294967295 / 0	1	F14
30	11747	0	1450/1500+ TOUPeak Dmd Curr. Month Final Season Rate 4 Data Set 04	2147483647 / -2147483648	1	F37
30	11748	0	1450/1500+ TOUCoinc. Dmd Curr. Month Final Season Rate 4 Data Set 04	2147483647 / -2147483648	1	F37

OBJECT	EIG LINE	EIG POINT	Description	Range	Units	Type
30	11751	0	1450/1500+ TOUCumul. Dmd Curr. Month Final Season Rate 4 Data Set 04	4294967295 / 0	1	F14
30	11753	0	1450/1500+ TOUPeak Dmd Curr. Month Final Season Rate 4 Data Set 05	2147483647 / -2147483648	1	F37
30	11754	0	1450/1500+ TOUCoinc. Dmd Curr. Month Final Season Rate 4 Data Set 05	2147483647 / -2147483648	1	F37
30	11757	0	1450/1500+ TOUCumul. Dmd Curr. Month Final Season Rate 4 Data Set 05	4294967295 / 0	1	F14
30	11759	0	1450/1500+ TOUPeak Dmd Curr. Month Final Season Rate 4 Data Set 06	2147483647 / -2147483648	1	F37
30	11760	0	1450/1500+ TOUCoinc. Dmd Curr. Month Final Season Rate 4 Data Set 06	2147483647 / -2147483648	1	F37
30	11763	0	1450/1500+ TOUCumul. Dmd Curr. Month Final Season Rate 4 Data Set 06	4294967295 / 0	1	F14
30	11765	0	1450/1500+ TOUPeak Dmd Curr. Month Final Season Rate 4 Data Set 07	2147483647 / -2147483648	1	F37
30	11766	0	1450/1500+ TOUCoinc. Dmd Curr. Month Final Season Rate 4 Data Set 07	2147483647 / -2147483648	1	F37
30	11769	0	1450/1500+ TOUCumul. Dmd Curr. Month Final Season Rate 4 Data Set 07	4294967295 / 0	1	F14
30	11771	0	1450/1500+ TOUPeak Dmd Curr. Month Final Season Rate 4 Data Set 08	2147483647 / -2147483648	1	F37
30	11772	0	1450/1500+ TOUCoinc. Dmd Curr. Month Final Season Rate 4 Data Set 08	2147483647 / -2147483648	1	F37
30	11775	0	1450/1500+ TOUCumul. Dmd Curr. Month Final Season Rate 4 Data Set 08	4294967295 / 0	1	F14
30	11777	0	1450/1500+ TOUPeak Dmd Curr. Month Final Season Rate 4 Data Set 09	2147483647 / -2147483648	1	F37
30	11778	0	1450/1500+ TOUCoinc. Dmd Curr. Month Final Season Rate 4 Data Set 09	2147483647 / -2147483648	1	F37
30	11781	0	1450/1500+ TOUCumul. Dmd Curr. Month Final Season Rate 4 Data Set 09	4294967295 / 0	1	F14
30	11783	0	1450/1500+ TOUPeak Dmd Curr. Month Final Season Rate 4 Data Set 10	2147483647 / -2147483648	1	F37
30	11784	0	1450/1500+ TOUCoinc. Dmd Curr. Month Final Season Rate 4 Data Set 10	2147483647 / -2147483648	1	F37
30	11787	0	1450/1500+ TOUCumul. Dmd Curr. Month Final Season Rate 4 Data Set 10	4294967295 / 0	1	F14
30	11789	0	1450/1500+ TOUPeak Dmd Curr. Month Final Season Rate 4 Data Set 11	2147483647 / -2147483648	1	F37
30	11790	0	1450/1500+ TOUCoinc. Dmd Curr. Month Final Season Rate 4 Data Set 11	2147483647 / -2147483648	1	F37
30	11793	0	1450/1500+ TOUCumul. Dmd Curr. Month Final Season Rate 4 Data Set 11	4294967295 / 0	1	F14
30	11795	0	1450/1500+ TOUPeak Dmd Curr. Month Final Season Rate 4 Data Set 12	2147483647 / -2147483648	1	F37
30	11796	0	1450/1500+ TOUCoinc. Dmd Curr. Month Final Season Rate 4 Data Set 12	2147483647 / -2147483648	1	F37
30	11799	0	1450/1500+ TOUCumul. Dmd Curr. Month Final Season Rate 4 Data Set 12	4294967295 / 0	1	F14
30	11801	0	1450/1500+ TOUPeak Dmd Curr. Month Final Season Rate 4 Data Set 13	2147483647 / -2147483648	1	F37
30	11802	0	1450/1500+ TOUCoinc. Dmd Curr. Month Final Season Rate 4 Data Set 13	2147483647 / -2147483648	1	F37
30	11805	0	1450/1500+ TOUCumul. Dmd Curr. Month Final Season Rate 4 Data Set 13	4294967295 / 0	1	F14
30	11807	0	1450/1500+ TOUPeak Dmd Curr. Month Final Season Rate 4 Data Set 14	2147483647 / -2147483648	1	F37
30	11808	0	1450/1500+ TOUCoinc. Dmd Curr. Month Final Season Rate 4 Data Set 14	2147483647 / -2147483648	1	F37
30	11811	0	1450/1500+ TOUCumul. Dmd Curr. Month Final Season Rate 4 Data Set 14	4294967295 / 0	1	F14
30	11813	0	1450/1500+ TOUPeak Dmd Curr. Month Final Season Rate 4 Data Set 15	2147483647 / -2147483648	1	F37
30	11814	0	1450/1500+ TOUCoinc. Dmd Curr. Month Final Season Rate 4 Data Set 15	2147483647 / -2147483648	1	F37
30	11817	0	1450/1500+ TOUCumul. Dmd Curr. Month Final Season Rate 4 Data Set 15	4294967295 / 0	1	F14
30	11819	0	1450/1500+ TOUPeak Dmd Curr. Month Final Season Rate 4 Data Set 16	2147483647 / -2147483648	1	F37
30	11820	0	1450/1500+ TOUCoinc. Dmd Curr. Month Final Season Rate 4 Data Set 16	2147483647 / -2147483648	1	F37
30	11823	0	1450/1500+ TOUCumul. Dmd Curr. Month Final Season Rate 4 Data Set 16	4294967295 / 0	1	F14



OBJECT	EIG LINE	EIG POINT	Description	Range	Units	Type
30	11825	0	1450/1500+ TOUPeak Dmd Curr. Month Whole Month Rate 0 Data Set 01	2147483647 / -2147483648	1	F37
30	11826	0	1450/1500+ TOUCoinc. Dmd Curr. Month Whole Month Rate 0 Data Set 01	2147483647 / -2147483648	1	F37
30	11829	0	1450/1500+ TOUCumul. Dmd Curr. Month Whole Month Rate 0 Data Set 01	4294967295 / 0	1	F14
30	11831	0	1450/1500+ TOUPeak Dmd Curr. Month Whole Month Rate 0 Data Set 02	2147483647 / -2147483648	1	F37
30	11832	0	1450/1500+ TOUCoinc. Dmd Curr. Month Whole Month Rate 0 Data Set 02	2147483647 / -2147483648	1	F37
30	11835	0	1450/1500+ TOUCumul. Dmd Curr. Month Whole Month Rate 0 Data Set 02	4294967295 / 0	1	F14
30	11837	0	1450/1500+ TOUPeak Dmd Curr. Month Whole Month Rate 0 Data Set 03	2147483647 / -2147483648	1	F37
30	11838	0	1450/1500+ TOUCoinc. Dmd Curr. Month Whole Month Rate 0 Data Set 03	2147483647 / -2147483648	1	F37
30	11841	0	1450/1500+ TOUCumul. Dmd Curr. Month Whole Month Rate 0 Data Set 03	4294967295 / 0	1	F14
30	11843	0	1450/1500+ TOUPeak Dmd Curr. Month Whole Month Rate 0 Data Set 04	2147483647 / -2147483648	1	F37
30	11844	0	1450/1500+ TOUCoinc. Dmd Curr. Month Whole Month Rate 0 Data Set 04	2147483647 / -2147483648	1	F37
30	11847	0	1450/1500+ TOUCumul. Dmd Curr. Month Whole Month Rate 0 Data Set 04	4294967295 / 0	1	F14
30	11849	0	1450/1500+ TOUPeak Dmd Curr. Month Whole Month Rate 0 Data Set 05	2147483647 / -2147483648	1	F37
30	11850	0	1450/1500+ TOUCoinc. Dmd Curr. Month Whole Month Rate 0 Data Set 05	2147483647 / -2147483648	1	F37
30	11853	0	1450/1500+ TOUCumul. Dmd Curr. Month Whole Month Rate 0 Data Set 05	4294967295 / 0	1	F14
30	11855	0	1450/1500+ TOUPeak Dmd Curr. Month Whole Month Rate 0 Data Set 06	2147483647 / -2147483648	1	F37
30	11856	0	1450/1500+ TOUCoinc. Dmd Curr. Month Whole Month Rate 0 Data Set 06	2147483647 / -2147483648	1	F37
30	11859	0	1450/1500+ TOUCumul. Dmd Curr. Month Whole Month Rate 0 Data Set 06	4294967295 / 0	1	F14
30	11861	0	1450/1500+ TOUPeak Dmd Curr. Month Whole Month Rate 0 Data Set 07	2147483647 / -2147483648	1	F37
30	11862	0	1450/1500+ TOUCoinc. Dmd Curr. Month Whole Month Rate 0 Data Set 07	2147483647 / -2147483648	1	F37
30	11865	0	1450/1500+ TOUCumul. Dmd Curr. Month Whole Month Rate 0 Data Set 07	4294967295 / 0	1	F14
30	11867	0	1450/1500+ TOUPeak Dmd Curr. Month Whole Month Rate 0 Data Set 08	2147483647 / -2147483648	1	F37
30	11868	0	1450/1500+ TOUCoinc. Dmd Curr. Month Whole Month Rate 0 Data Set 08	2147483647 / -2147483648	1	F37
30	11871	0	1450/1500+ TOUCumul. Dmd Curr. Month Whole Month Rate 0 Data Set 08	4294967295 / 0	1	F14
30	11873	0	1450/1500+ TOUPeak Dmd Curr. Month Whole Month Rate 0 Data Set 09	2147483647 / -2147483648	1	F37
30	11874	0	1450/1500+ TOUCoinc. Dmd Curr. Month Whole Month Rate 0 Data Set 09	2147483647 / -2147483648	1	F37
30	11877	0	1450/1500+ TOUCumul. Dmd Curr. Month Whole Month Rate 0 Data Set 09	4294967295 / 0	1	F14
30	11879	0	1450/1500+ TOUPeak Dmd Curr. Month Whole Month Rate 0 Data Set 10	2147483647 / -2147483648	1	F37
30	11880	0	1450/1500+ TOUCoinc. Dmd Curr. Month Whole Month Rate 0 Data Set 10	2147483647 / -2147483648	1	F37
30	11883	0	1450/1500+ TOUCumul. Dmd Curr. Month Whole Month Rate 0 Data Set 10	4294967295 / 0	1	F14
30	11885	0	1450/1500+ TOUPeak Dmd Curr. Month Whole Month Rate 0 Data Set 11	2147483647 / -2147483648	1	F37
30	11886	0	1450/1500+ TOUCoinc. Dmd Curr. Month Whole Month Rate 0 Data Set 11	2147483647 / -2147483648	1	F37
30	11889	0	1450/1500+ TOUCumul. Dmd Curr. Month Whole Month Rate 0 Data Set 11	4294967295 / 0	1	F14
30	11891	0	1450/1500+ TOUPeak Dmd Curr. Month Whole Month Rate 0 Data Set 12	2147483647 / -2147483648	1	F37
30	11892	0	1450/1500+ TOUCoinc. Dmd Curr. Month Whole Month Rate 0 Data Set 12	2147483647 / -2147483648	1	F37
30	11895	0	1450/1500+ TOUCumul. Dmd Curr. Month Whole Month Rate 0 Data Set 12	4294967295 / 0	1	F14
30	11897	0	1450/1500+ TOUPeak Dmd Curr. Month Whole Month Rate 0 Data Set 13	2147483647 / -2147483648	1	F37

OBJECT	EIG LINE	EIG POINT	Description	Range	Units	Type
30	11898	0	1450/1500+ TOUCoinc. Dmd Curr. Month Whole Month Rate 0 Data Set 13	2147483647 / -2147483648	1	F37
30	11901	0	1450/1500+ TOUCumul. Dmd Curr. Month Whole Month Rate 0 Data Set 13	4294967295 / 0	1	F14
30	11903	0	1450/1500+ TOUPeak Dmd Curr. Month Whole Month Rate 0 Data Set 14	2147483647 / -2147483648	1	F37
30	11904	0	1450/1500+ TOUCoinc. Dmd Curr. Month Whole Month Rate 0 Data Set 14	2147483647 / -2147483648	1	F37
30	11907	0	1450/1500+ TOUCumul. Dmd Curr. Month Whole Month Rate 0 Data Set 14	4294967295 / 0	1	F14
30	11909	0	1450/1500+ TOUPeak Dmd Curr. Month Whole Month Rate 0 Data Set 15	2147483647 / -2147483648	1	F37
30	11910	0	1450/1500+ TOUCoinc. Dmd Curr. Month Whole Month Rate 0 Data Set 15	2147483647 / -2147483648	1	F37
30	11913	0	1450/1500+ TOUCumul. Dmd Curr. Month Whole Month Rate 0 Data Set 15	4294967295 / 0	1	F14
30	11915	0	1450/1500+ TOUPeak Dmd Curr. Month Whole Month Rate 0 Data Set 16	2147483647 / -2147483648	1	F37
30	11916	0	1450/1500+ TOUCoinc. Dmd Curr. Month Whole Month Rate 0 Data Set 16	2147483647 / -2147483648	1	F37
30	11919	0	1450/1500+ TOUCumul. Dmd Curr. Month Whole Month Rate 0 Data Set 16	4294967295 / 0	1	F14
30	11921	0	1450/1500+ TOUPeak Dmd Curr. Month Whole Month Rate 1 Data Set 01	2147483647 / -2147483648	1	F37
30	11922	0	1450/1500+ TOUCoinc. Dmd Curr. Month Whole Month Rate 1 Data Set 01	2147483647 / -2147483648	1	F37
30	11925	0	1450/1500+ TOUCumul. Dmd Curr. Month Whole Month Rate 1 Data Set 01	4294967295 / 0	1	F14
30	11927	0	1450/1500+ TOUPeak Dmd Curr. Month Whole Month Rate 1 Data Set 02	2147483647 / -2147483648	1	F37
30	11928	0	1450/1500+ TOUCoinc. Dmd Curr. Month Whole Month Rate 1 Data Set 02	2147483647 / -2147483648	1	F37
30	11931	0	1450/1500+ TOUCumul. Dmd Curr. Month Whole Month Rate 1 Data Set 02	4294967295 / 0	1	F14
30	11933	0	1450/1500+ TOUPeak Dmd Curr. Month Whole Month Rate 1 Data Set 03	2147483647 / -2147483648	1	F37
30	11934	0	1450/1500+ TOUCoinc. Dmd Curr. Month Whole Month Rate 1 Data Set 03	2147483647 / -2147483648	1	F37
30	11937	0	1450/1500+ TOUCumul. Dmd Curr. Month Whole Month Rate 1 Data Set 03	4294967295 / 0	1	F14
30	11939	0	1450/1500+ TOUPeak Dmd Curr. Month Whole Month Rate 1 Data Set 04	2147483647 / -2147483648	1	F37
30	11940	0	1450/1500+ TOUCoinc. Dmd Curr. Month Whole Month Rate 1 Data Set 04	2147483647 / -2147483648	1	F37
30	11943	0	1450/1500+ TOUCumul. Dmd Curr. Month Whole Month Rate 1 Data Set 04	4294967295 / 0	1	F14
30	11945	0	1450/1500+ TOUPeak Dmd Curr. Month Whole Month Rate 1 Data Set 05	2147483647 / -2147483648	1	F37
30	11946	0	1450/1500+ TOUCoinc. Dmd Curr. Month Whole Month Rate 1 Data Set 05	2147483647 / -2147483648	1	F37
30	11949	0	1450/1500+ TOUCumul. Dmd Curr. Month Whole Month Rate 1 Data Set 05	4294967295 / 0	1	F14
30	11951	0	1450/1500+ TOUPeak Dmd Curr. Month Whole Month Rate 1 Data Set 06	2147483647 / -2147483648	1	F37
30	11952	0	1450/1500+ TOUCoinc. Dmd Curr. Month Whole Month Rate 1 Data Set 06	2147483647 / -2147483648	1	F37
30	11955	0	1450/1500+ TOUCumul. Dmd Curr. Month Whole Month Rate 1 Data Set 06	4294967295 / 0	1	F14
30	11957	0	1450/1500+ TOUPeak Dmd Curr. Month Whole Month Rate 1 Data Set 07	2147483647 / -2147483648	1	F37
30	11958	0	1450/1500+ TOUCoinc. Dmd Curr. Month Whole Month Rate 1 Data Set 07	2147483647 / -2147483648	1	F37
30	11961	0	1450/1500+ TOUCumul. Dmd Curr. Month Whole Month Rate 1 Data Set 07	4294967295 / 0	1	F14
30	11963	0	1450/1500+ TOUPeak Dmd Curr. Month Whole Month Rate 1 Data Set 08	2147483647 / -2147483648	1	F37
30	11964	0	1450/1500+ TOUCoinc. Dmd Curr. Month Whole Month Rate 1 Data Set 08	2147483647 / -2147483648	1	F37
30	11967	0	1450/1500+ TOUCumul. Dmd Curr. Month Whole Month Rate 1 Data Set 08	4294967295 / 0	1	F14
30	11969	0	1450/1500+ TOUPeak Dmd Curr. Month Whole Month Rate 1 Data Set 09	2147483647 / -2147483648	1	F37
30	11970	0	1450/1500+ TOUCoinc. Dmd Curr. Month Whole Month Rate 1 Data Set 09	2147483647 / -2147483648	1	F37

OBJECT	EIG LINE	EIG POINT	Description	Range	Units	Type
30	11973	0	1450/1500+ TOUCumul. Dmd Curr. Month Whole Month Rate 1 Data Set 09	4294967295 / 0	1	F14
30	11975	0	1450/1500+ TOUPeak Dmd Curr. Month Whole Month Rate 1 Data Set 10	2147483647 / -2147483648	1	F37
30	11976	0	1450/1500+ TOUCoinc. Dmd Curr. Month Whole Month Rate 1 Data Set 10	2147483647 / -2147483648	1	F37
30	11979	0	1450/1500+ TOUCumul. Dmd Curr. Month Whole Month Rate 1 Data Set 10	4294967295 / 0	1	F14
30	11981	0	1450/1500+ TOUPeak Dmd Curr. Month Whole Month Rate 1 Data Set 11	2147483647 / -2147483648	1	F37
30	11982	0	1450/1500+ TOUCoinc. Dmd Curr. Month Whole Month Rate 1 Data Set 11	2147483647 / -2147483648	1	F37
30	11985	0	1450/1500+ TOUCumul. Dmd Curr. Month Whole Month Rate 1 Data Set 11	4294967295 / 0	1	F14
30	11987	0	1450/1500+ TOUPeak Dmd Curr. Month Whole Month Rate 1 Data Set 12	2147483647 / -2147483648	1	F37
30	11988	0	1450/1500+ TOUCoinc. Dmd Curr. Month Whole Month Rate 1 Data Set 12	2147483647 / -2147483648	1	F37
30	11991	0	1450/1500+ TOUCumul. Dmd Curr. Month Whole Month Rate 1 Data Set 12	4294967295 / 0	1	F14
30	11993	0	1450/1500+ TOUPeak Dmd Curr. Month Whole Month Rate 1 Data Set 13	2147483647 / -2147483648	1	F37
30	11994	0	1450/1500+ TOUCoinc. Dmd Curr. Month Whole Month Rate 1 Data Set 13	2147483647 / -2147483648	1	F37
30	11997	0	1450/1500+ TOUCumul. Dmd Curr. Month Whole Month Rate 1 Data Set 13	4294967295 / 0	1	F14
30	11999	0	1450/1500+ TOUPeak Dmd Curr. Month Whole Month Rate 1 Data Set 14	2147483647 / -2147483648	1	F37
30	12000	0	1450/1500+ TOUCoinc. Dmd Curr. Month Whole Month Rate 1 Data Set 14	2147483647 / -2147483648	1	F37
30	12003	0	1450/1500+ TOUCumul. Dmd Curr. Month Whole Month Rate 1 Data Set 14	4294967295 / 0	1	F14
30	12005	0	1450/1500+ TOUPeak Dmd Curr. Month Whole Month Rate 1 Data Set 15	2147483647 / -2147483648	1	F37
30	12006	0	1450/1500+ TOUCoinc. Dmd Curr. Month Whole Month Rate 1 Data Set 15	2147483647 / -2147483648	1	F37
30	12009	0	1450/1500+ TOUCumul. Dmd Curr. Month Whole Month Rate 1 Data Set 15	4294967295 / 0	1	F14
30	12011	0	1450/1500+ TOUPeak Dmd Curr. Month Whole Month Rate 1 Data Set 16	2147483647 / -2147483648	1	F37
30	12012	0	1450/1500+ TOUCoinc. Dmd Curr. Month Whole Month Rate 1 Data Set 16	2147483647 / -2147483648	1	F37
30	12015	0	1450/1500+ TOUCumul. Dmd Curr. Month Whole Month Rate 1 Data Set 16	4294967295 / 0	1	F14
30	12017	0	1450/1500+ TOUPeak Dmd Curr. Month Whole Month Rate 2 Data Set 01	2147483647 / -2147483648	1	F37
30	12018	0	1450/1500+ TOUCoinc. Dmd Curr. Month Whole Month Rate 2 Data Set 01	2147483647 / -2147483648	1	F37
30	12021	0	1450/1500+ TOUCumul. Dmd Curr. Month Whole Month Rate 2 Data Set 01	4294967295 / 0	1	F14
30	12023	0	1450/1500+ TOUPeak Dmd Curr. Month Whole Month Rate 2 Data Set 02	2147483647 / -2147483648	1	F37
30	12024	0	1450/1500+ TOUCoinc. Dmd Curr. Month Whole Month Rate 2 Data Set 02	2147483647 / -2147483648	1	F37
30	12027	0	1450/1500+ TOUCumul. Dmd Curr. Month Whole Month Rate 2 Data Set 02	4294967295 / 0	1	F14
30	12029	0	1450/1500+ TOUPeak Dmd Curr. Month Whole Month Rate 2 Data Set 03	2147483647 / -2147483648	1	F37
30	12030	0	1450/1500+ TOUCoinc. Dmd Curr. Month Whole Month Rate 2 Data Set 03	2147483647 / -2147483648	1	F37
30	12033	0	1450/1500+ TOUCumul. Dmd Curr. Month Whole Month Rate 2 Data Set 03	4294967295 / 0	1	F14
30	12035	0	1450/1500+ TOUPeak Dmd Curr. Month Whole Month Rate 2 Data Set 04	2147483647 / -2147483648	1	F37
30	12036	0	1450/1500+ TOUCoinc. Dmd Curr. Month Whole Month Rate 2 Data Set 04	2147483647 / -2147483648	1	F37
30	12039	0	1450/1500+ TOUCumul. Dmd Curr. Month Whole Month Rate 2 Data Set 04	4294967295 / 0	1	F14
30	12041	0	1450/1500+ TOUPeak Dmd Curr. Month Whole Month Rate 2 Data Set 05	2147483647 / -2147483648	1	F37
30	12042	0	1450/1500+ TOUCoinc. Dmd Curr. Month Whole Month Rate 2 Data Set 05	2147483647 / -2147483648	1	F37
30	12045	0	1450/1500+ TOUCumul. Dmd Curr. Month Whole Month Rate 2 Data Set 05	4294967295 / 0	1	F14

OBJECT	EIG LINE	EIG POINT	Description	Range	Units	Type
30	12047	0	1450/1500+ TOUPeak Dmd Curr. Month Whole Month Rate 2 Data Set 06	2147483647 / -2147483648	1	F37
30	12048	0	1450/1500+ TOUCoinc. Dmd Curr. Month Whole Month Rate 2 Data Set 06	2147483647 / -2147483648	1	F37
30	12051	0	1450/1500+ TOUCumul. Dmd Curr. Month Whole Month Rate 2 Data Set 06	4294967295 / 0	1	F14
30	12053	0	1450/1500+ TOUPeak Dmd Curr. Month Whole Month Rate 2 Data Set 07	2147483647 / -2147483648	1	F37
30	12054	0	1450/1500+ TOUCoinc. Dmd Curr. Month Whole Month Rate 2 Data Set 07	2147483647 / -2147483648	1	F37
30	12057	0	1450/1500+ TOUCumul. Dmd Curr. Month Whole Month Rate 2 Data Set 07	4294967295 / 0	1	F14
30	12059	0	1450/1500+ TOUPeak Dmd Curr. Month Whole Month Rate 2 Data Set 08	2147483647 / -2147483648	1	F37
30	12060	0	1450/1500+ TOUCoinc. Dmd Curr. Month Whole Month Rate 2 Data Set 08	2147483647 / -2147483648	1	F37
30	12063	0	1450/1500+ TOUCumul. Dmd Curr. Month Whole Month Rate 2 Data Set 08	4294967295 / 0	1	F14
30	12065	0	1450/1500+ TOUPeak Dmd Curr. Month Whole Month Rate 2 Data Set 09	2147483647 / -2147483648	1	F37
30	12066	0	1450/1500+ TOUCoinc. Dmd Curr. Month Whole Month Rate 2 Data Set 09	2147483647 / -2147483648	1	F37
30	12069	0	1450/1500+ TOUCumul. Dmd Curr. Month Whole Month Rate 2 Data Set 09	4294967295 / 0	1	F14
30	12071	0	1450/1500+ TOUPeak Dmd Curr. Month Whole Month Rate 2 Data Set 10	2147483647 / -2147483648	1	F37
30	12072	0	1450/1500+ TOUCoinc. Dmd Curr. Month Whole Month Rate 2 Data Set 10	2147483647 / -2147483648	1	F37
30	12075	0	1450/1500+ TOUCumul. Dmd Curr. Month Whole Month Rate 2 Data Set 10	4294967295 / 0	1	F14
30	12077	0	1450/1500+ TOUPeak Dmd Curr. Month Whole Month Rate 2 Data Set 11	2147483647 / -2147483648	1	F37
30	12078	0	1450/1500+ TOUCoinc. Dmd Curr. Month Whole Month Rate 2 Data Set 11	2147483647 / -2147483648	1	F37
30	12081	0	1450/1500+ TOUCumul. Dmd Curr. Month Whole Month Rate 2 Data Set 11	4294967295 / 0	1	F14
30	12083	0	1450/1500+ TOUPeak Dmd Curr. Month Whole Month Rate 2 Data Set 12	2147483647 / -2147483648	1	F37
30	12084	0	1450/1500+ TOUCoinc. Dmd Curr. Month Whole Month Rate 2 Data Set 12	2147483647 / -2147483648	1	F37
30	12087	0	1450/1500+ TOUCumul. Dmd Curr. Month Whole Month Rate 2 Data Set 12	4294967295 / 0	1	F14
30	12089	0	1450/1500+ TOUPeak Dmd Curr. Month Whole Month Rate 2 Data Set 13	2147483647 / -2147483648	1	F37
30	12090	0	1450/1500+ TOUCoinc. Dmd Curr. Month Whole Month Rate 2 Data Set 13	2147483647 / -2147483648	1	F37
30	12093	0	1450/1500+ TOUCumul. Dmd Curr. Month Whole Month Rate 2 Data Set 13	4294967295 / 0	1	F14
30	12095	0	1450/1500+ TOUPeak Dmd Curr. Month Whole Month Rate 2 Data Set 14	2147483647 / -2147483648	1	F37
30	12096	0	1450/1500+ TOUCoinc. Dmd Curr. Month Whole Month Rate 2 Data Set 14	2147483647 / -2147483648	1	F37
30	12099	0	1450/1500+ TOUCumul. Dmd Curr. Month Whole Month Rate 2 Data Set 14	4294967295 / 0	1	F14
30	12101	0	1450/1500+ TOUPeak Dmd Curr. Month Whole Month Rate 2 Data Set 15	2147483647 / -2147483648	1	F37
30	12102	0	1450/1500+ TOUCoinc. Dmd Curr. Month Whole Month Rate 2 Data Set 15	2147483647 / -2147483648	1	F37
30	12105	0	1450/1500+ TOUCumul. Dmd Curr. Month Whole Month Rate 2 Data Set 15	4294967295 / 0	1	F14
30	12107	0	1450/1500+ TOUPeak Dmd Curr. Month Whole Month Rate 2 Data Set 16	2147483647 / -2147483648	1	F37
30	12108	0	1450/1500+ TOUCoinc. Dmd Curr. Month Whole Month Rate 2 Data Set 16	2147483647 / -2147483648	1	F37
30	12111	0	1450/1500+ TOUCumul. Dmd Curr. Month Whole Month Rate 2 Data Set 16	4294967295 / 0	1	F14
30	12113	0	1450/1500+ TOUPeak Dmd Curr. Month Whole Month Rate 3 Data Set 01	2147483647 / -2147483648	1	F37
30	12114	0	1450/1500+ TOUCoinc. Dmd Curr. Month Whole Month Rate 3 Data Set 01	2147483647 / -2147483648	1	F37
30	12117	0	1450/1500+ TOUCumul. Dmd Curr. Month Whole Month Rate 3 Data Set 01	4294967295 / 0	1	F14
30	12119	0	1450/1500+ TOUPeak Dmd Curr. Month Whole Month Rate 3 Data Set 02	2147483647 / -2147483648	1	F37

OBJECT	EIG LINE	EIG POINT	Description	Range	Units	Type
30	12120	0	1450/1500+ TOUCoinc. Dmd Curr. Month Whole Month Rate 3 Data Set 02	2147483647 / -2147483648	1	F37
30	12123	0	1450/1500+ TOUCumul. Dmd Curr. Month Whole Month Rate 3 Data Set 02	4294967295 / 0	1	F14
30	12125	0	1450/1500+ TOUPeak Dmd Curr. Month Whole Month Rate 3 Data Set 03	2147483647 / -2147483648	1	F37
30	12126	0	1450/1500+ TOUCoinc. Dmd Curr. Month Whole Month Rate 3 Data Set 03	2147483647 / -2147483648	1	F37
30	12129	0	1450/1500+ TOUCumul. Dmd Curr. Month Whole Month Rate 3 Data Set 03	4294967295 / 0	1	F14
30	12131	0	1450/1500+ TOUPeak Dmd Curr. Month Whole Month Rate 3 Data Set 04	2147483647 / -2147483648	1	F37
30	12132	0	1450/1500+ TOUCoinc. Dmd Curr. Month Whole Month Rate 3 Data Set 04	2147483647 / -2147483648	1	F37
30	12135	0	1450/1500+ TOUCumul. Dmd Curr. Month Whole Month Rate 3 Data Set 04	4294967295 / 0	1	F14
30	12137	0	1450/1500+ TOUPeak Dmd Curr. Month Whole Month Rate 3 Data Set 05	2147483647 / -2147483648	1	F37
30	12138	0	1450/1500+ TOUCoinc. Dmd Curr. Month Whole Month Rate 3 Data Set 05	2147483647 / -2147483648	1	F37
30	12141	0	1450/1500+ TOUCumul. Dmd Curr. Month Whole Month Rate 3 Data Set 05	4294967295 / 0	1	F14
30	12143	0	1450/1500+ TOUPeak Dmd Curr. Month Whole Month Rate 3 Data Set 06	2147483647 / -2147483648	1	F37
30	12144	0	1450/1500+ TOUCoinc. Dmd Curr. Month Whole Month Rate 3 Data Set 06	2147483647 / -2147483648	1	F37
30	12147	0	1450/1500+ TOUCumul. Dmd Curr. Month Whole Month Rate 3 Data Set 06	4294967295 / 0	1	F14
30	12149	0	1450/1500+ TOUPeak Dmd Curr. Month Whole Month Rate 3 Data Set 07	2147483647 / -2147483648	1	F37
30	12150	0	1450/1500+ TOUCoinc. Dmd Curr. Month Whole Month Rate 3 Data Set 07	2147483647 / -2147483648	1	F37
30	12153	0	1450/1500+ TOUCumul. Dmd Curr. Month Whole Month Rate 3 Data Set 07	4294967295 / 0	1	F14
30	12155	0	1450/1500+ TOUPeak Dmd Curr. Month Whole Month Rate 3 Data Set 08	2147483647 / -2147483648	1	F37
30	12156	0	1450/1500+ TOUCoinc. Dmd Curr. Month Whole Month Rate 3 Data Set 08	2147483647 / -2147483648	1	F37
30	12159	0	1450/1500+ TOUCumul. Dmd Curr. Month Whole Month Rate 3 Data Set 08	4294967295 / 0	1	F14
30	12161	0	1450/1500+ TOUPeak Dmd Curr. Month Whole Month Rate 3 Data Set 09	2147483647 / -2147483648	1	F37
30	12162	0	1450/1500+ TOUCoinc. Dmd Curr. Month Whole Month Rate 3 Data Set 09	2147483647 / -2147483648	1	F37
30	12165	0	1450/1500+ TOUCumul. Dmd Curr. Month Whole Month Rate 3 Data Set 09	4294967295 / 0	1	F14
30	12167	0	1450/1500+ TOUPeak Dmd Curr. Month Whole Month Rate 3 Data Set 10	2147483647 / -2147483648	1	F37
30	12168	0	1450/1500+ TOUCoinc. Dmd Curr. Month Whole Month Rate 3 Data Set 10	2147483647 / -2147483648	1	F37
30	12171	0	1450/1500+ TOUCumul. Dmd Curr. Month Whole Month Rate 3 Data Set 10	4294967295 / 0	1	F14
30	12173	0	1450/1500+ TOUPeak Dmd Curr. Month Whole Month Rate 3 Data Set 11	2147483647 / -2147483648	1	F37
30	12174	0	1450/1500+ TOUCoinc. Dmd Curr. Month Whole Month Rate 3 Data Set 11	2147483647 / -2147483648	1	F37
30	12177	0	1450/1500+ TOUCumul. Dmd Curr. Month Whole Month Rate 3 Data Set 11	4294967295 / 0	1	F14
30	12179	0	1450/1500+ TOUPeak Dmd Curr. Month Whole Month Rate 3 Data Set 12	2147483647 / -2147483648	1	F37
30	12180	0	1450/1500+ TOUCoinc. Dmd Curr. Month Whole Month Rate 3 Data Set 12	2147483647 / -2147483648	1	F37
30	12183	0	1450/1500+ TOUCumul. Dmd Curr. Month Whole Month Rate 3 Data Set 12	4294967295 / 0	1	F14
30	12185	0	1450/1500+ TOUPeak Dmd Curr. Month Whole Month Rate 3 Data Set 13	2147483647 / -2147483648	1	F37
30	12186	0	1450/1500+ TOUCoinc. Dmd Curr. Month Whole Month Rate 3 Data Set 13	2147483647 / -2147483648	1	F37
30	12189	0	1450/1500+ TOUCumul. Dmd Curr. Month Whole Month Rate 3 Data Set 13	4294967295 / 0	1	F14
30	12191	0	1450/1500+ TOUPeak Dmd Curr. Month Whole Month Rate 3 Data Set 14	2147483647 / -2147483648	1	F37
30	12192	0	1450/1500+ TOUCoinc. Dmd Curr. Month Whole Month Rate 3 Data Set 14	2147483647 / -2147483648	1	F37

OBJECT	EIG LINE	EIG POINT	Description	Range	Units	Type
30	12195	0	1450/1500+ TOUCumul. Dmd Curr. Month Whole Month Rate 3 Data Set 14	4294967295 / 0	1	F14
30	12197	0	1450/1500+ TOUPeak Dmd Curr. Month Whole Month Rate 3 Data Set 15	2147483647 / -2147483648	1	F37
30	12198	0	1450/1500+ TOUCoinc. Dmd Curr. Month Whole Month Rate 3 Data Set 15	2147483647 / -2147483648	1	F37
30	12201	0	1450/1500+ TOUCumul. Dmd Curr. Month Whole Month Rate 3 Data Set 15	4294967295 / 0	1	F14
30	12203	0	1450/1500+ TOUPeak Dmd Curr. Month Whole Month Rate 3 Data Set 16	2147483647 / -2147483648	1	F37
30	12204	0	1450/1500+ TOUCoinc. Dmd Curr. Month Whole Month Rate 3 Data Set 16	2147483647 / -2147483648	1	F37
30	12207	0	1450/1500+ TOUCumul. Dmd Curr. Month Whole Month Rate 3 Data Set 16	4294967295 / 0	1	F14
30	12209	0	1450/1500+ TOUPeak Dmd Curr. Month Whole Month Rate 4 Data Set 01	2147483647 / -2147483648	1	F37
30	12210	0	1450/1500+ TOUCoinc. Dmd Curr. Month Whole Month Rate 4 Data Set 01	2147483647 / -2147483648	1	F37
30	12213	0	1450/1500+ TOUCumul. Dmd Curr. Month Whole Month Rate 4 Data Set 01	4294967295 / 0	1	F14
30	12215	0	1450/1500+ TOUPeak Dmd Curr. Month Whole Month Rate 4 Data Set 02	2147483647 / -2147483648	1	F37
30	12216	0	1450/1500+ TOUCoinc. Dmd Curr. Month Whole Month Rate 4 Data Set 02	2147483647 / -2147483648	1	F37
30	12219	0	1450/1500+ TOUCumul. Dmd Curr. Month Whole Month Rate 4 Data Set 02	4294967295 / 0	1	F14
30	12221	0	1450/1500+ TOUPeak Dmd Curr. Month Whole Month Rate 4 Data Set 03	2147483647 / -2147483648	1	F37
30	12222	0	1450/1500+ TOUCoinc. Dmd Curr. Month Whole Month Rate 4 Data Set 03	2147483647 / -2147483648	1	F37
30	12225	0	1450/1500+ TOUCumul. Dmd Curr. Month Whole Month Rate 4 Data Set 03	4294967295 / 0	1	F14
30	12227	0	1450/1500+ TOUPeak Dmd Curr. Month Whole Month Rate 4 Data Set 04	2147483647 / -2147483648	1	F37
30	12228	0	1450/1500+ TOUCoinc. Dmd Curr. Month Whole Month Rate 4 Data Set 04	2147483647 / -2147483648	1	F37
30	12231	0	1450/1500+ TOUCumul. Dmd Curr. Month Whole Month Rate 4 Data Set 04	4294967295 / 0	1	F14
30	12233	0	1450/1500+ TOUPeak Dmd Curr. Month Whole Month Rate 4 Data Set 05	2147483647 / -2147483648	1	F37
30	12234	0	1450/1500+ TOUCoinc. Dmd Curr. Month Whole Month Rate 4 Data Set 05	2147483647 / -2147483648	1	F37
30	12237	0	1450/1500+ TOUCumul. Dmd Curr. Month Whole Month Rate 4 Data Set 05	4294967295 / 0	1	F14
30	12239	0	1450/1500+ TOUPeak Dmd Curr. Month Whole Month Rate 4 Data Set 06	2147483647 / -2147483648	1	F37
30	12240	0	1450/1500+ TOUCoinc. Dmd Curr. Month Whole Month Rate 4 Data Set 06	2147483647 / -2147483648	1	F37
30	12243	0	1450/1500+ TOUCumul. Dmd Curr. Month Whole Month Rate 4 Data Set 06	4294967295 / 0	1	F14
30	12245	0	1450/1500+ TOUPeak Dmd Curr. Month Whole Month Rate 4 Data Set 07	2147483647 / -2147483648	1	F37
30	12246	0	1450/1500+ TOUCoinc. Dmd Curr. Month Whole Month Rate 4 Data Set 07	2147483647 / -2147483648	1	F37
30	12249	0	1450/1500+ TOUCumul. Dmd Curr. Month Whole Month Rate 4 Data Set 07	4294967295 / 0	1	F14
30	12251	0	1450/1500+ TOUPeak Dmd Curr. Month Whole Month Rate 4 Data Set 08	2147483647 / -2147483648	1	F37
30	12252	0	1450/1500+ TOUCoinc. Dmd Curr. Month Whole Month Rate 4 Data Set 08	2147483647 / -2147483648	1	F37
30	12255	0	1450/1500+ TOUCumul. Dmd Curr. Month Whole Month Rate 4 Data Set 08	4294967295 / 0	1	F14
30	12257	0	1450/1500+ TOUPeak Dmd Curr. Month Whole Month Rate 4 Data Set 09	2147483647 / -2147483648	1	F37
30	12258	0	1450/1500+ TOUCoinc. Dmd Curr. Month Whole Month Rate 4 Data Set 09	2147483647 / -2147483648	1	F37
30	12261	0	1450/1500+ TOUCumul. Dmd Curr. Month Whole Month Rate 4 Data Set 09	4294967295 / 0	1	F14
30	12263	0	1450/1500+ TOUPeak Dmd Curr. Month Whole Month Rate 4 Data Set 10	2147483647 / -2147483648	1	F37
30	12264	0	1450/1500+ TOUCoinc. Dmd Curr. Month Whole Month Rate 4 Data Set 10	2147483647 / -2147483648	1	F37
30	12267	0	1450/1500+ TOUCumul. Dmd Curr. Month Whole Month Rate 4 Data Set 10	4294967295 / 0	1	F14

OBJECT	EIG LINE	EIG POINT	Description	Range	Units	Type
30	12269	0	1450/1500+ TOUPeak Dmd Curr. Month Whole Month Rate 4 Data Set 11	2147483647 / -2147483648	1	F37
30	12270	0	1450/1500+ TOUCoinc. Dmd Curr. Month Whole Month Rate 4 Data Set 11	2147483647 / -2147483648	1	F37
30	12273	0	1450/1500+ TOUCumul. Dmd Curr. Month Whole Month Rate 4 Data Set 11	4294967295 / 0	1	F14
30	12275	0	1450/1500+ TOUPeak Dmd Curr. Month Whole Month Rate 4 Data Set 12	2147483647 / -2147483648	1	F37
30	12276	0	1450/1500+ TOUCoinc. Dmd Curr. Month Whole Month Rate 4 Data Set 12	2147483647 / -2147483648	1	F37
30	12279	0	1450/1500+ TOUCumul. Dmd Curr. Month Whole Month Rate 4 Data Set 12	4294967295 / 0	1	F14
30	12281	0	1450/1500+ TOUPeak Dmd Curr. Month Whole Month Rate 4 Data Set 13	2147483647 / -2147483648	1	F37
30	12282	0	1450/1500+ TOUCoinc. Dmd Curr. Month Whole Month Rate 4 Data Set 13	2147483647 / -2147483648	1	F37
30	12285	0	1450/1500+ TOUCumul. Dmd Curr. Month Whole Month Rate 4 Data Set 13	4294967295 / 0	1	F14
30	12287	0	1450/1500+ TOUPeak Dmd Curr. Month Whole Month Rate 4 Data Set 14	2147483647 / -2147483648	1	F37
30	12288	0	1450/1500+ TOUCoinc. Dmd Curr. Month Whole Month Rate 4 Data Set 14	2147483647 / -2147483648	1	F37
30	12291	0	1450/1500+ TOUCumul. Dmd Curr. Month Whole Month Rate 4 Data Set 14	4294967295 / 0	1	F14
30	12293	0	1450/1500+ TOUPeak Dmd Curr. Month Whole Month Rate 4 Data Set 15	2147483647 / -2147483648	1	F37
30	12294	0	1450/1500+ TOUCoinc. Dmd Curr. Month Whole Month Rate 4 Data Set 15	2147483647 / -2147483648	1	F37
30	12297	0	1450/1500+ TOUCumul. Dmd Curr. Month Whole Month Rate 4 Data Set 15	4294967295 / 0	1	F14
30	12299	0	1450/1500+ TOUPeak Dmd Curr. Month Whole Month Rate 4 Data Set 16	2147483647 / -2147483648	1	F37
30	12300	0	1450/1500+ TOUCoinc. Dmd Curr. Month Whole Month Rate 4 Data Set 16	2147483647 / -2147483648	1	F37
30	12303	0	1450/1500+ TOUCumul. Dmd Curr. Month Whole Month Rate 4 Data Set 16	4294967295 / 0	1	F14
30	12305	0	1450/1500+ TOUPeak Dmd Curr. Month Initial Season Rate 0 Data Set 01	2147483647 / -2147483648	1	F37
30	12306	0	1450/1500+ TOUCoinc. Dmd Curr. Month Initial Season Rate 0 Data Set 01	2147483647 / -2147483648	1	F37
30	12309	0	1450/1500+ TOUCumul. Dmd Curr. Month Initial Season Rate 0 Data Set 01	4294967295 / 0	1	F14
30	12311	0	1450/1500+ TOUPeak Dmd Curr. Month Initial Season Rate 0 Data Set 02	2147483647 / -2147483648	1	F37
30	12312	0	1450/1500+ TOUCoinc. Dmd Curr. Month Initial Season Rate 0 Data Set 02	2147483647 / -2147483648	1	F37
30	12315	0	1450/1500+ TOUCumul. Dmd Curr. Month Initial Season Rate 0 Data Set 02	4294967295 / 0	1	F14
30	12317	0	1450/1500+ TOUPeak Dmd Curr. Month Initial Season Rate 0 Data Set 03	2147483647 / -2147483648	1	F37
30	12318	0	1450/1500+ TOUCoinc. Dmd Curr. Month Initial Season Rate 0 Data Set 03	2147483647 / -2147483648	1	F37
30	12321	0	1450/1500+ TOUCumul. Dmd Curr. Month Initial Season Rate 0 Data Set 03	4294967295 / 0	1	F14
30	12323	0	1450/1500+ TOUPeak Dmd Curr. Month Initial Season Rate 0 Data Set 04	2147483647 / -2147483648	1	F37
30	12324	0	1450/1500+ TOUCoinc. Dmd Curr. Month Initial Season Rate 0 Data Set 04	2147483647 / -2147483648	1	F37
30	12327	0	1450/1500+ TOUCumul. Dmd Curr. Month Initial Season Rate 0 Data Set 04	4294967295 / 0	1	F14
30	12329	0	1450/1500+ TOUPeak Dmd Curr. Month Initial Season Rate 0 Data Set 05	2147483647 / -2147483648	1	F37
30	12330	0	1450/1500+ TOUCoinc. Dmd Curr. Month Initial Season Rate 0 Data Set 05	2147483647 / -2147483648	1	F37
30	12333	0	1450/1500+ TOUCumul. Dmd Curr. Month Initial Season Rate 0 Data Set 05	4294967295 / 0	1	F14
30	12335	0	1450/1500+ TOUPeak Dmd Curr. Month Initial Season Rate 0 Data Set 06	2147483647 / -2147483648	1	F37
30	12336	0	1450/1500+ TOUCoinc. Dmd Curr. Month Initial Season Rate 0 Data Set 06	2147483647 / -2147483648	1	F37
30	12339	0	1450/1500+ TOUCumul. Dmd Curr. Month Initial Season Rate 0 Data Set 06	4294967295 / 0	1	F14
30	12341	0	1450/1500+ TOUPeak Dmd Curr. Month Initial Season Rate 0 Data Set 07	2147483647 / -2147483648	1	F37

OBJECT	EIG LINE	EIG POINT	Description	Range	Units	Type
30	12342	0	1450/1500+ TOUCoinc. Dmd Curr. Month Initial Season Rate 0 Data Set 07	2147483647 / -2147483648	1	F37
30	12345	0	1450/1500+ TOUCumul. Dmd Curr. Month Initial Season Rate 0 Data Set 07	4294967295 / 0	1	F14
30	12347	0	1450/1500+ TOUPeak Dmd Curr. Month Initial Season Rate 0 Data Set 08	2147483647 / -2147483648	1	F37
30	12348	0	1450/1500+ TOUCoinc. Dmd Curr. Month Initial Season Rate 0 Data Set 08	2147483647 / -2147483648	1	F37
30	12351	0	1450/1500+ TOUCumul. Dmd Curr. Month Initial Season Rate 0 Data Set 08	4294967295 / 0	1	F14
30	12353	0	1450/1500+ TOUPeak Dmd Curr. Month Initial Season Rate 0 Data Set 09	2147483647 / -2147483648	1	F37
30	12354	0	1450/1500+ TOUCoinc. Dmd Curr. Month Initial Season Rate 0 Data Set 09	2147483647 / -2147483648	1	F37
30	12357	0	1450/1500+ TOUCumul. Dmd Curr. Month Initial Season Rate 0 Data Set 09	4294967295 / 0	1	F14
30	12359	0	1450/1500+ TOUPeak Dmd Curr. Month Initial Season Rate 0 Data Set 10	2147483647 / -2147483648	1	F37
30	12360	0	1450/1500+ TOUCoinc. Dmd Curr. Month Initial Season Rate 0 Data Set 10	2147483647 / -2147483648	1	F37
30	12363	0	1450/1500+ TOUCumul. Dmd Curr. Month Initial Season Rate 0 Data Set 10	4294967295 / 0	1	F14
30	12365	0	1450/1500+ TOUPeak Dmd Curr. Month Initial Season Rate 0 Data Set 11	2147483647 / -2147483648	1	F37
30	12366	0	1450/1500+ TOUCoinc. Dmd Curr. Month Initial Season Rate 0 Data Set 11	2147483647 / -2147483648	1	F37
30	12369	0	1450/1500+ TOUCumul. Dmd Curr. Month Initial Season Rate 0 Data Set 11	4294967295 / 0	1	F14
30	12371	0	1450/1500+ TOUPeak Dmd Curr. Month Initial Season Rate 0 Data Set 12	2147483647 / -2147483648	1	F37
30	12372	0	1450/1500+ TOUCoinc. Dmd Curr. Month Initial Season Rate 0 Data Set 12	2147483647 / -2147483648	1	F37
30	12375	0	1450/1500+ TOUCumul. Dmd Curr. Month Initial Season Rate 0 Data Set 12	4294967295 / 0	1	F14
30	12377	0	1450/1500+ TOUPeak Dmd Curr. Month Initial Season Rate 0 Data Set 13	2147483647 / -2147483648	1	F37
30	12378	0	1450/1500+ TOUCoinc. Dmd Curr. Month Initial Season Rate 0 Data Set 13	2147483647 / -2147483648	1	F37
30	12381	0	1450/1500+ TOUCumul. Dmd Curr. Month Initial Season Rate 0 Data Set 13	4294967295 / 0	1	F14
30	12383	0	1450/1500+ TOUPeak Dmd Curr. Month Initial Season Rate 0 Data Set 14	2147483647 / -2147483648	1	F37
30	12384	0	1450/1500+ TOUCoinc. Dmd Curr. Month Initial Season Rate 0 Data Set 14	2147483647 / -2147483648	1	F37
30	12387	0	1450/1500+ TOUCumul. Dmd Curr. Month Initial Season Rate 0 Data Set 14	4294967295 / 0	1	F14
30	12389	0	1450/1500+ TOUPeak Dmd Curr. Month Initial Season Rate 0 Data Set 15	2147483647 / -2147483648	1	F37
30	12390	0	1450/1500+ TOUCoinc. Dmd Curr. Month Initial Season Rate 0 Data Set 15	2147483647 / -2147483648	1	F37
30	12393	0	1450/1500+ TOUCumul. Dmd Curr. Month Initial Season Rate 0 Data Set 15	4294967295 / 0	1	F14
30	12395	0	1450/1500+ TOUPeak Dmd Curr. Month Initial Season Rate 0 Data Set 16	2147483647 / -2147483648	1	F37
30	12396	0	1450/1500+ TOUCoinc. Dmd Curr. Month Initial Season Rate 0 Data Set 16	2147483647 / -2147483648	1	F37
30	12399	0	1450/1500+ TOUCumul. Dmd Curr. Month Initial Season Rate 0 Data Set 16	4294967295 / 0	1	F14
30	12401	0	1450/1500+ TOUPeak Dmd Curr. Month Initial Season Rate 1 Data Set 01	2147483647 / -2147483648	1	F37
30	12402	0	1450/1500+ TOUCoinc. Dmd Curr. Month Initial Season Rate 1 Data Set 01	2147483647 / -2147483648	1	F37
30	12405	0	1450/1500+ TOUCumul. Dmd Curr. Month Initial Season Rate 1 Data Set 01	4294967295 / 0	1	F14
30	12407	0	1450/1500+ TOUPeak Dmd Curr. Month Initial Season Rate 1 Data Set 02	2147483647 / -2147483648	1	F37
30	12408	0	1450/1500+ TOUCoinc. Dmd Curr. Month Initial Season Rate 1 Data Set 02	2147483647 / -2147483648	1	F37
30	12411	0	1450/1500+ TOUCumul. Dmd Curr. Month Initial Season Rate 1 Data Set 02	4294967295 / 0	1	F14
30	12413	0	1450/1500+ TOUPeak Dmd Curr. Month Initial Season Rate 1 Data Set 03	2147483647 / -2147483648	1	F37
30	12414	0	1450/1500+ TOUCoinc. Dmd Curr. Month Initial Season Rate 1 Data Set 03	2147483647 / -2147483648	1	F37



OBJECT	EIG LINE	EIG POINT	Description	Range	Units	Type
30	12417	0	1450/1500+ TOUCumul. Dmd Curr. Month Initial Season Rate 1 Data Set 03	4294967295 / 0	1	F14
30	12419	0	1450/1500+ TOUPeak Dmd Curr. Month Initial Season Rate 1 Data Set 04	2147483647 / -2147483648	1	F37
30	12420	0	1450/1500+ TOUCoinc. Dmd Curr. Month Initial Season Rate 1 Data Set 04	2147483647 / -2147483648	1	F37
30	12423	0	1450/1500+ TOUCumul. Dmd Curr. Month Initial Season Rate 1 Data Set 04	4294967295 / 0	1	F14
30	12425	0	1450/1500+ TOUPeak Dmd Curr. Month Initial Season Rate 1 Data Set 05	2147483647 / -2147483648	1	F37
30	12426	0	1450/1500+ TOUCoinc. Dmd Curr. Month Initial Season Rate 1 Data Set 05	2147483647 / -2147483648	1	F37
30	12429	0	1450/1500+ TOUCumul. Dmd Curr. Month Initial Season Rate 1 Data Set 05	4294967295 / 0	1	F14
30	12431	0	1450/1500+ TOUPeak Dmd Curr. Month Initial Season Rate 1 Data Set 06	2147483647 / -2147483648	1	F37
30	12432	0	1450/1500+ TOUCoinc. Dmd Curr. Month Initial Season Rate 1 Data Set 06	2147483647 / -2147483648	1	F37
30	12435	0	1450/1500+ TOUCumul. Dmd Curr. Month Initial Season Rate 1 Data Set 06	4294967295 / 0	1	F14
30	12437	0	1450/1500+ TOUPeak Dmd Curr. Month Initial Season Rate 1 Data Set 07	2147483647 / -2147483648	1	F37
30	12438	0	1450/1500+ TOUCoinc. Dmd Curr. Month Initial Season Rate 1 Data Set 07	2147483647 / -2147483648	1	F37
30	12441	0	1450/1500+ TOUCumul. Dmd Curr. Month Initial Season Rate 1 Data Set 07	4294967295 / 0	1	F14
30	12443	0	1450/1500+ TOUPeak Dmd Curr. Month Initial Season Rate 1 Data Set 08	2147483647 / -2147483648	1	F37
30	12444	0	1450/1500+ TOUCoinc. Dmd Curr. Month Initial Season Rate 1 Data Set 08	2147483647 / -2147483648	1	F37
30	12447	0	1450/1500+ TOUCumul. Dmd Curr. Month Initial Season Rate 1 Data Set 08	4294967295 / 0	1	F14
30	12449	0	1450/1500+ TOUPeak Dmd Curr. Month Initial Season Rate 1 Data Set 09	2147483647 / -2147483648	1	F37
30	12450	0	1450/1500+ TOUCoinc. Dmd Curr. Month Initial Season Rate 1 Data Set 09	2147483647 / -2147483648	1	F37
30	12453	0	1450/1500+ TOUCumul. Dmd Curr. Month Initial Season Rate 1 Data Set 09	4294967295 / 0	1	F14
30	12455	0	1450/1500+ TOUPeak Dmd Curr. Month Initial Season Rate 1 Data Set 10	2147483647 / -2147483648	1	F37
30	12456	0	1450/1500+ TOUCoinc. Dmd Curr. Month Initial Season Rate 1 Data Set 10	2147483647 / -2147483648	1	F37
30	12459	0	1450/1500+ TOUCumul. Dmd Curr. Month Initial Season Rate 1 Data Set 10	4294967295 / 0	1	F14
30	12461	0	1450/1500+ TOUPeak Dmd Curr. Month Initial Season Rate 1 Data Set 11	2147483647 / -2147483648	1	F37
30	12462	0	1450/1500+ TOUCoinc. Dmd Curr. Month Initial Season Rate 1 Data Set 11	2147483647 / -2147483648	1	F37
30	12465	0	1450/1500+ TOUCumul. Dmd Curr. Month Initial Season Rate 1 Data Set 11	4294967295 / 0	1	F14
30	12467	0	1450/1500+ TOUPeak Dmd Curr. Month Initial Season Rate 1 Data Set 12	2147483647 / -2147483648	1	F37
30	12468	0	1450/1500+ TOUCoinc. Dmd Curr. Month Initial Season Rate 1 Data Set 12	2147483647 / -2147483648	1	F37
30	12471	0	1450/1500+ TOUCumul. Dmd Curr. Month Initial Season Rate 1 Data Set 12	4294967295 / 0	1	F14
30	12473	0	1450/1500+ TOUPeak Dmd Curr. Month Initial Season Rate 1 Data Set 13	2147483647 / -2147483648	1	F37
30	12474	0	1450/1500+ TOUCoinc. Dmd Curr. Month Initial Season Rate 1 Data Set 13	2147483647 / -2147483648	1	F37
30	12477	0	1450/1500+ TOUCumul. Dmd Curr. Month Initial Season Rate 1 Data Set 13	4294967295 / 0	1	F14
30	12479	0	1450/1500+ TOUPeak Dmd Curr. Month Initial Season Rate 1 Data Set 14	2147483647 / -2147483648	1	F37
30	12480	0	1450/1500+ TOUCoinc. Dmd Curr. Month Initial Season Rate 1 Data Set 14	2147483647 / -2147483648	1	F37
30	12483	0	1450/1500+ TOUCumul. Dmd Curr. Month Initial Season Rate 1 Data Set 14	4294967295 / 0	1	F14
30	12485	0	1450/1500+ TOUPeak Dmd Curr. Month Initial Season Rate 1 Data Set 15	2147483647 / -2147483648	1	F37
30	12486	0	1450/1500+ TOUCoinc. Dmd Curr. Month Initial Season Rate 1 Data Set 15	2147483647 / -2147483648	1	F37
30	12489	0	1450/1500+ TOUCumul. Dmd Curr. Month Initial Season Rate 1 Data Set 15	4294967295 / 0	1	F14

OBJECT	EIG LINE	EIG POINT	Description	Range	Units	Type
30	12491	0	1450/1500+ TOUPeak Dmd Curr. Month Initial Season Rate 1 Data Set 16	2147483647 / -2147483648	1	F37
30	12492	0	1450/1500+ TOUCoinc. Dmd Curr. Month Initial Season Rate 1 Data Set 16	2147483647 / -2147483648	1	F37
30	12495	0	1450/1500+ TOUCumul. Dmd Curr. Month Initial Season Rate 1 Data Set 16	4294967295 / 0	1	F14
30	12497	0	1450/1500+ TOUPeak Dmd Curr. Month Initial Season Rate 2 Data Set 01	2147483647 / -2147483648	1	F37
30	12498	0	1450/1500+ TOUCoinc. Dmd Curr. Month Initial Season Rate 2 Data Set 01	2147483647 / -2147483648	1	F37
30	12501	0	1450/1500+ TOUCumul. Dmd Curr. Month Initial Season Rate 2 Data Set 01	4294967295 / 0	1	F14
30	12503	0	1450/1500+ TOUPeak Dmd Curr. Month Initial Season Rate 2 Data Set 02	2147483647 / -2147483648	1	F37
30	12504	0	1450/1500+ TOUCoinc. Dmd Curr. Month Initial Season Rate 2 Data Set 02	2147483647 / -2147483648	1	F37
30	12507	0	1450/1500+ TOUCumul. Dmd Curr. Month Initial Season Rate 2 Data Set 02	4294967295 / 0	1	F14
30	12509	0	1450/1500+ TOUPeak Dmd Curr. Month Initial Season Rate 2 Data Set 03	2147483647 / -2147483648	1	F37
30	12510	0	1450/1500+ TOUCoinc. Dmd Curr. Month Initial Season Rate 2 Data Set 03	2147483647 / -2147483648	1	F37
30	12513	0	1450/1500+ TOUCumul. Dmd Curr. Month Initial Season Rate 2 Data Set 03	4294967295 / 0	1	F14
30	12515	0	1450/1500+ TOUPeak Dmd Curr. Month Initial Season Rate 2 Data Set 04	2147483647 / -2147483648	1	F37
30	12516	0	1450/1500+ TOUCoinc. Dmd Curr. Month Initial Season Rate 2 Data Set 04	2147483647 / -2147483648	1	F37
30	12519	0	1450/1500+ TOUCumul. Dmd Curr. Month Initial Season Rate 2 Data Set 04	4294967295 / 0	1	F14
30	12521	0	1450/1500+ TOUPeak Dmd Curr. Month Initial Season Rate 2 Data Set 05	2147483647 / -2147483648	1	F37
30	12522	0	1450/1500+ TOUCoinc. Dmd Curr. Month Initial Season Rate 2 Data Set 05	2147483647 / -2147483648	1	F37
30	12525	0	1450/1500+ TOUCumul. Dmd Curr. Month Initial Season Rate 2 Data Set 05	4294967295 / 0	1	F14
30	12527	0	1450/1500+ TOUPeak Dmd Curr. Month Initial Season Rate 2 Data Set 06	2147483647 / -2147483648	1	F37
30	12528	0	1450/1500+ TOUCoinc. Dmd Curr. Month Initial Season Rate 2 Data Set 06	2147483647 / -2147483648	1	F37
30	12531	0	1450/1500+ TOUCumul. Dmd Curr. Month Initial Season Rate 2 Data Set 06	4294967295 / 0	1	F14
30	12533	0	1450/1500+ TOUPeak Dmd Curr. Month Initial Season Rate 2 Data Set 07	2147483647 / -2147483648	1	F37
30	12534	0	1450/1500+ TOUCoinc. Dmd Curr. Month Initial Season Rate 2 Data Set 07	2147483647 / -2147483648	1	F37
30	12537	0	1450/1500+ TOUCumul. Dmd Curr. Month Initial Season Rate 2 Data Set 07	4294967295 / 0	1	F14
30	12539	0	1450/1500+ TOUPeak Dmd Curr. Month Initial Season Rate 2 Data Set 08	2147483647 / -2147483648	1	F37
30	12540	0	1450/1500+ TOUCoinc. Dmd Curr. Month Initial Season Rate 2 Data Set 08	2147483647 / -2147483648	1	F37
30	12543	0	1450/1500+ TOUCumul. Dmd Curr. Month Initial Season Rate 2 Data Set 08	4294967295 / 0	1	F14
30	12545	0	1450/1500+ TOUPeak Dmd Curr. Month Initial Season Rate 2 Data Set 09	2147483647 / -2147483648	1	F37
30	12546	0	1450/1500+ TOUCoinc. Dmd Curr. Month Initial Season Rate 2 Data Set 09	2147483647 / -2147483648	1	F37
30	12549	0	1450/1500+ TOUCumul. Dmd Curr. Month Initial Season Rate 2 Data Set 09	4294967295 / 0	1	F14
30	12551	0	1450/1500+ TOUPeak Dmd Curr. Month Initial Season Rate 2 Data Set 10	2147483647 / -2147483648	1	F37
30	12552	0	1450/1500+ TOUCoinc. Dmd Curr. Month Initial Season Rate 2 Data Set 10	2147483647 / -2147483648	1	F37
30	12555	0	1450/1500+ TOUCumul. Dmd Curr. Month Initial Season Rate 2 Data Set 10	4294967295 / 0	1	F14
30	12557	0	1450/1500+ TOUPeak Dmd Curr. Month Initial Season Rate 2 Data Set 11	2147483647 / -2147483648	1	F37
30	12558	0	1450/1500+ TOUCoinc. Dmd Curr. Month Initial Season Rate 2 Data Set 11	2147483647 / -2147483648	1	F37
30	12561	0	1450/1500+ TOUCumul. Dmd Curr. Month Initial Season Rate 2 Data Set 11	4294967295 / 0	1	F14
30	12563	0	1450/1500+ TOUPeak Dmd Curr. Month Initial Season Rate 2 Data Set 12	2147483647 / -2147483648	1	F37

OBJECT	EIG LINE	EIG POINT	Description	Range	Units	Type
30	12564	0	1450/1500+ TOUCoinc. Dmd Curr. Month Initial Season Rate 2 Data Set 12	2147483647 / -2147483648	1	F37
30	12567	0	1450/1500+ TOUCumul. Dmd Curr. Month Initial Season Rate 2 Data Set 12	4294967295 / 0	1	F14
30	12569	0	1450/1500+ TOUPeak Dmd Curr. Month Initial Season Rate 2 Data Set 13	2147483647 / -2147483648	1	F37
30	12570	0	1450/1500+ TOUCoinc. Dmd Curr. Month Initial Season Rate 2 Data Set 13	2147483647 / -2147483648	1	F37
30	12573	0	1450/1500+ TOUCumul. Dmd Curr. Month Initial Season Rate 2 Data Set 13	4294967295 / 0	1	F14
30	12575	0	1450/1500+ TOUPeak Dmd Curr. Month Initial Season Rate 2 Data Set 14	2147483647 / -2147483648	1	F37
30	12576	0	1450/1500+ TOUCoinc. Dmd Curr. Month Initial Season Rate 2 Data Set 14	2147483647 / -2147483648	1	F37
30	12579	0	1450/1500+ TOUCumul. Dmd Curr. Month Initial Season Rate 2 Data Set 14	4294967295 / 0	1	F14
30	12581	0	1450/1500+ TOUPeak Dmd Curr. Month Initial Season Rate 2 Data Set 15	2147483647 / -2147483648	1	F37
30	12582	0	1450/1500+ TOUCoinc. Dmd Curr. Month Initial Season Rate 2 Data Set 15	2147483647 / -2147483648	1	F37
30	12585	0	1450/1500+ TOUCumul. Dmd Curr. Month Initial Season Rate 2 Data Set 15	4294967295 / 0	1	F14
30	12587	0	1450/1500+ TOUPeak Dmd Curr. Month Initial Season Rate 2 Data Set 16	2147483647 / -2147483648	1	F37
30	12588	0	1450/1500+ TOUCoinc. Dmd Curr. Month Initial Season Rate 2 Data Set 16	2147483647 / -2147483648	1	F37
30	12591	0	1450/1500+ TOUCumul. Dmd Curr. Month Initial Season Rate 2 Data Set 16	4294967295 / 0	1	F14
30	12593	0	1450/1500+ TOUPeak Dmd Curr. Month Initial Season Rate 3 Data Set 01	2147483647 / -2147483648	1	F37
30	12594	0	1450/1500+ TOUCoinc. Dmd Curr. Month Initial Season Rate 3 Data Set 01	2147483647 / -2147483648	1	F37
30	12597	0	1450/1500+ TOUCumul. Dmd Curr. Month Initial Season Rate 3 Data Set 01	4294967295 / 0	1	F14
30	12599	0	1450/1500+ TOUPeak Dmd Curr. Month Initial Season Rate 3 Data Set 02	2147483647 / -2147483648	1	F37
30	12600	0	1450/1500+ TOUCoinc. Dmd Curr. Month Initial Season Rate 3 Data Set 02	2147483647 / -2147483648	1	F37
30	12603	0	1450/1500+ TOUCumul. Dmd Curr. Month Initial Season Rate 3 Data Set 02	4294967295 / 0	1	F14
30	12605	0	1450/1500+ TOUPeak Dmd Curr. Month Initial Season Rate 3 Data Set 03	2147483647 / -2147483648	1	F37
30	12606	0	1450/1500+ TOUCoinc. Dmd Curr. Month Initial Season Rate 3 Data Set 03	2147483647 / -2147483648	1	F37
30	12609	0	1450/1500+ TOUCumul. Dmd Curr. Month Initial Season Rate 3 Data Set 03	4294967295 / 0	1	F14
30	12611	0	1450/1500+ TOUPeak Dmd Curr. Month Initial Season Rate 3 Data Set 04	2147483647 / -2147483648	1	F37
30	12612	0	1450/1500+ TOUCoinc. Dmd Curr. Month Initial Season Rate 3 Data Set 04	2147483647 / -2147483648	1	F37
30	12615	0	1450/1500+ TOUCumul. Dmd Curr. Month Initial Season Rate 3 Data Set 04	4294967295 / 0	1	F14
30	12617	0	1450/1500+ TOUPeak Dmd Curr. Month Initial Season Rate 3 Data Set 05	2147483647 / -2147483648	1	F37
30	12618	0	1450/1500+ TOUCoinc. Dmd Curr. Month Initial Season Rate 3 Data Set 05	2147483647 / -2147483648	1	F37
30	12621	0	1450/1500+ TOUCumul. Dmd Curr. Month Initial Season Rate 3 Data Set 05	4294967295 / 0	1	F14
30	12623	0	1450/1500+ TOUPeak Dmd Curr. Month Initial Season Rate 3 Data Set 06	2147483647 / -2147483648	1	F37
30	12624	0	1450/1500+ TOUCoinc. Dmd Curr. Month Initial Season Rate 3 Data Set 06	2147483647 / -2147483648	1	F37
30	12627	0	1450/1500+ TOUCumul. Dmd Curr. Month Initial Season Rate 3 Data Set 06	4294967295 / 0	1	F14
30	12629	0	1450/1500+ TOUPeak Dmd Curr. Month Initial Season Rate 3 Data Set 07	2147483647 / -2147483648	1	F37
30	12630	0	1450/1500+ TOUCoinc. Dmd Curr. Month Initial Season Rate 3 Data Set 07	2147483647 / -2147483648	1	F37
30	12633	0	1450/1500+ TOUCumul. Dmd Curr. Month Initial Season Rate 3 Data Set 07	4294967295 / 0	1	F14
30	12635	0	1450/1500+ TOUPeak Dmd Curr. Month Initial Season Rate 3 Data Set 08	2147483647 / -2147483648	1	F37
30	12636	0	1450/1500+ TOUCoinc. Dmd Curr. Month Initial Season Rate 3 Data Set 08	2147483647 / -2147483648	1	F37

OBJECT	EIG LINE	EIG POINT	Description	Range	Units	Type
30	12639	0	1450/1500+ TOUCumul. Dmd Curr. Month Initial Season Rate 3 Data Set 08	4294967295 / 0	1	F14
30	12641	0	1450/1500+ TOUPeak Dmd Curr. Month Initial Season Rate 3 Data Set 09	2147483647 / -2147483648	1	F37
30	12642	0	1450/1500+ TOUCoinc. Dmd Curr. Month Initial Season Rate 3 Data Set 09	2147483647 / -2147483648	1	F37
30	12645	0	1450/1500+ TOUCumul. Dmd Curr. Month Initial Season Rate 3 Data Set 09	4294967295 / 0	1	F14
30	12647	0	1450/1500+ TOUPeak Dmd Curr. Month Initial Season Rate 3 Data Set 10	2147483647 / -2147483648	1	F37
30	12648	0	1450/1500+ TOUCoinc. Dmd Curr. Month Initial Season Rate 3 Data Set 10	2147483647 / -2147483648	1	F37
30	12651	0	1450/1500+ TOUCumul. Dmd Curr. Month Initial Season Rate 3 Data Set 10	4294967295 / 0	1	F14
30	12653	0	1450/1500+ TOUPeak Dmd Curr. Month Initial Season Rate 3 Data Set 11	2147483647 / -2147483648	1	F37
30	12654	0	1450/1500+ TOUCoinc. Dmd Curr. Month Initial Season Rate 3 Data Set 11	2147483647 / -2147483648	1	F37
30	12657	0	1450/1500+ TOUCumul. Dmd Curr. Month Initial Season Rate 3 Data Set 11	4294967295 / 0	1	F14
30	12659	0	1450/1500+ TOUPeak Dmd Curr. Month Initial Season Rate 3 Data Set 12	2147483647 / -2147483648	1	F37
30	12660	0	1450/1500+ TOUCoinc. Dmd Curr. Month Initial Season Rate 3 Data Set 12	2147483647 / -2147483648	1	F37
30	12663	0	1450/1500+ TOUCumul. Dmd Curr. Month Initial Season Rate 3 Data Set 12	4294967295 / 0	1	F14
30	12665	0	1450/1500+ TOUPeak Dmd Curr. Month Initial Season Rate 3 Data Set 13	2147483647 / -2147483648	1	F37
30	12666	0	1450/1500+ TOUCoinc. Dmd Curr. Month Initial Season Rate 3 Data Set 13	2147483647 / -2147483648	1	F37
30	12669	0	1450/1500+ TOUCumul. Dmd Curr. Month Initial Season Rate 3 Data Set 13	4294967295 / 0	1	F14
30	12671	0	1450/1500+ TOUPeak Dmd Curr. Month Initial Season Rate 3 Data Set 14	2147483647 / -2147483648	1	F37
30	12672	0	1450/1500+ TOUCoinc. Dmd Curr. Month Initial Season Rate 3 Data Set 14	2147483647 / -2147483648	1	F37
30	12675	0	1450/1500+ TOUCumul. Dmd Curr. Month Initial Season Rate 3 Data Set 14	4294967295 / 0	1	F14
30	12677	0	1450/1500+ TOUPeak Dmd Curr. Month Initial Season Rate 3 Data Set 15	2147483647 / -2147483648	1	F37
30	12678	0	1450/1500+ TOUCoinc. Dmd Curr. Month Initial Season Rate 3 Data Set 15	2147483647 / -2147483648	1	F37
30	12681	0	1450/1500+ TOUCumul. Dmd Curr. Month Initial Season Rate 3 Data Set 15	4294967295 / 0	1	F14
30	12683	0	1450/1500+ TOUPeak Dmd Curr. Month Initial Season Rate 3 Data Set 16	2147483647 / -2147483648	1	F37
30	12684	0	1450/1500+ TOUCoinc. Dmd Curr. Month Initial Season Rate 3 Data Set 16	2147483647 / -2147483648	1	F37
30	12687	0	1450/1500+ TOUCumul. Dmd Curr. Month Initial Season Rate 3 Data Set 16	4294967295 / 0	1	F14
30	12689	0	1450/1500+ TOUPeak Dmd Curr. Month Initial Season Rate 4 Data Set 01	2147483647 / -2147483648	1	F37
30	12690	0	1450/1500+ TOUCoinc. Dmd Curr. Month Initial Season Rate 4 Data Set 01	2147483647 / -2147483648	1	F37
30	12693	0	1450/1500+ TOUCumul. Dmd Curr. Month Initial Season Rate 4 Data Set 01	4294967295 / 0	1	F14
30	12695	0	1450/1500+ TOUPeak Dmd Curr. Month Initial Season Rate 4 Data Set 02	2147483647 / -2147483648	1	F37
30	12696	0	1450/1500+ TOUCoinc. Dmd Curr. Month Initial Season Rate 4 Data Set 02	2147483647 / -2147483648	1	F37
30	12699	0	1450/1500+ TOUCumul. Dmd Curr. Month Initial Season Rate 4 Data Set 02	4294967295 / 0	1	F14
30	12701	0	1450/1500+ TOUPeak Dmd Curr. Month Initial Season Rate 4 Data Set 03	2147483647 / -2147483648	1	F37
30	12702	0	1450/1500+ TOUCoinc. Dmd Curr. Month Initial Season Rate 4 Data Set 03	2147483647 / -2147483648	1	F37
30	12705	0	1450/1500+ TOUCumul. Dmd Curr. Month Initial Season Rate 4 Data Set 03	4294967295 / 0	1	F14
30	12707	0	1450/1500+ TOUPeak Dmd Curr. Month Initial Season Rate 4 Data Set 04	2147483647 / -2147483648	1	F37
30	12708	0	1450/1500+ TOUCoinc. Dmd Curr. Month Initial Season Rate 4 Data Set 04	2147483647 / -2147483648	1	F37
30	12711	0	1450/1500+ TOUCumul. Dmd Curr. Month Initial Season Rate 4 Data Set 04	4294967295 / 0	1	F14

OBJECT	EIG LINE	EIG POINT	Description	Range	Units	Type
30	12713	0	1450/1500+ TOUPeak Dmd Curr. Month Initial Season Rate 4 Data Set 05	2147483647 / -2147483648	1	F37
30	12714	0	1450/1500+ TOUCoinc. Dmd Curr. Month Initial Season Rate 4 Data Set 05	2147483647 / -2147483648	1	F37
30	12717	0	1450/1500+ TOUCumul. Dmd Curr. Month Initial Season Rate 4 Data Set 05	4294967295 / 0	1	F14
30	12719	0	1450/1500+ TOUPeak Dmd Curr. Month Initial Season Rate 4 Data Set 06	2147483647 / -2147483648	1	F37
30	12720	0	1450/1500+ TOUCoinc. Dmd Curr. Month Initial Season Rate 4 Data Set 06	2147483647 / -2147483648	1	F37
30	12723	0	1450/1500+ TOUCumul. Dmd Curr. Month Initial Season Rate 4 Data Set 06	4294967295 / 0	1	F14
30	12725	0	1450/1500+ TOUPeak Dmd Curr. Month Initial Season Rate 4 Data Set 07	2147483647 / -2147483648	1	F37
30	12726	0	1450/1500+ TOUCoinc. Dmd Curr. Month Initial Season Rate 4 Data Set 07	2147483647 / -2147483648	1	F37
30	12729	0	1450/1500+ TOUCumul. Dmd Curr. Month Initial Season Rate 4 Data Set 07	4294967295 / 0	1	F14
30	12731	0	1450/1500+ TOUPeak Dmd Curr. Month Initial Season Rate 4 Data Set 08	2147483647 / -2147483648	1	F37
30	12732	0	1450/1500+ TOUCoinc. Dmd Curr. Month Initial Season Rate 4 Data Set 08	2147483647 / -2147483648	1	F37
30	12735	0	1450/1500+ TOUCumul. Dmd Curr. Month Initial Season Rate 4 Data Set 08	4294967295 / 0	1	F14
30	12737	0	1450/1500+ TOUPeak Dmd Curr. Month Initial Season Rate 4 Data Set 09	2147483647 / -2147483648	1	F37
30	12738	0	1450/1500+ TOUCoinc. Dmd Curr. Month Initial Season Rate 4 Data Set 09	2147483647 / -2147483648	1	F37
30	12741	0	1450/1500+ TOUCumul. Dmd Curr. Month Initial Season Rate 4 Data Set 09	4294967295 / 0	1	F14
30	12743	0	1450/1500+ TOUPeak Dmd Curr. Month Initial Season Rate 4 Data Set 10	2147483647 / -2147483648	1	F37
30	12744	0	1450/1500+ TOUCoinc. Dmd Curr. Month Initial Season Rate 4 Data Set 10	2147483647 / -2147483648	1	F37
30	12747	0	1450/1500+ TOUCumul. Dmd Curr. Month Initial Season Rate 4 Data Set 10	4294967295 / 0	1	F14
30	12749	0	1450/1500+ TOUPeak Dmd Curr. Month Initial Season Rate 4 Data Set 11	2147483647 / -2147483648	1	F37
30	12750	0	1450/1500+ TOUCoinc. Dmd Curr. Month Initial Season Rate 4 Data Set 11	2147483647 / -2147483648	1	F37
30	12753	0	1450/1500+ TOUCumul. Dmd Curr. Month Initial Season Rate 4 Data Set 11	4294967295 / 0	1	F14
30	12755	0	1450/1500+ TOUPeak Dmd Curr. Month Initial Season Rate 4 Data Set 12	2147483647 / -2147483648	1	F37
30	12756	0	1450/1500+ TOUCoinc. Dmd Curr. Month Initial Season Rate 4 Data Set 12	2147483647 / -2147483648	1	F37
30	12759	0	1450/1500+ TOUCumul. Dmd Curr. Month Initial Season Rate 4 Data Set 12	4294967295 / 0	1	F14
30	12761	0	1450/1500+ TOUPeak Dmd Curr. Month Initial Season Rate 4 Data Set 13	2147483647 / -2147483648	1	F37
30	12762	0	1450/1500+ TOUCoinc. Dmd Curr. Month Initial Season Rate 4 Data Set 13	2147483647 / -2147483648	1	F37
30	12765	0	1450/1500+ TOUCumul. Dmd Curr. Month Initial Season Rate 4 Data Set 13	4294967295 / 0	1	F14
30	12767	0	1450/1500+ TOUPeak Dmd Curr. Month Initial Season Rate 4 Data Set 14	2147483647 / -2147483648	1	F37
30	12768	0	1450/1500+ TOUCoinc. Dmd Curr. Month Initial Season Rate 4 Data Set 14	2147483647 / -2147483648	1	F37
30	12771	0	1450/1500+ TOUCumul. Dmd Curr. Month Initial Season Rate 4 Data Set 14	4294967295 / 0	1	F14
30	12773	0	1450/1500+ TOUPeak Dmd Curr. Month Initial Season Rate 4 Data Set 15	2147483647 / -2147483648	1	F37
30	12774	0	1450/1500+ TOUCoinc. Dmd Curr. Month Initial Season Rate 4 Data Set 15	2147483647 / -2147483648	1	F37
30	12777	0	1450/1500+ TOUCumul. Dmd Curr. Month Initial Season Rate 4 Data Set 15	4294967295 / 0	1	F14
30	12779	0	1450/1500+ TOUPeak Dmd Curr. Month Initial Season Rate 4 Data Set 16	2147483647 / -2147483648	1	F37
30	12780	0	1450/1500+ TOUCoinc. Dmd Curr. Month Initial Season Rate 4 Data Set 16	2147483647 / -2147483648	1	F37
30	12783	0	1450/1500+ TOUCumul. Dmd Curr. Month Initial Season Rate 4 Data Set 16	4294967295 / 0	1	F14
30	12785	0	1450/1500+ TOUPeak Dmd Curr. Month Final Season Rate 0 Data Set 01	2147483647 / -2147483648	1	F37

OBJECT	EIG LINE	EIG POINT	Description	Range	Units	Type
30	12786	0	1450/1500+ TOUCoinc. Dmd Curr. Month Final Season Rate 0 Data Set 01	2147483647 / -2147483648	1	F37
30	12789	0	1450/1500+ TOUCumul. Dmd Curr. Month Final Season Rate 0 Data Set 01	4294967295 / 0	1	F14
30	12791	0	1450/1500+ TOUPeak Dmd Curr. Month Final Season Rate 0 Data Set 02	2147483647 / -2147483648	1	F37
30	12792	0	1450/1500+ TOUCoinc. Dmd Curr. Month Final Season Rate 0 Data Set 02	2147483647 / -2147483648	1	F37
30	12795	0	1450/1500+ TOUCumul. Dmd Curr. Month Final Season Rate 0 Data Set 02	4294967295 / 0	1	F14
30	12797	0	1450/1500+ TOUPeak Dmd Curr. Month Final Season Rate 0 Data Set 03	2147483647 / -2147483648	1	F37
30	12798	0	1450/1500+ TOUCoinc. Dmd Curr. Month Final Season Rate 0 Data Set 03	2147483647 / -2147483648	1	F37
30	12801	0	1450/1500+ TOUCumul. Dmd Curr. Month Final Season Rate 0 Data Set 03	4294967295 / 0	1	F14
30	12803	0	1450/1500+ TOUPeak Dmd Curr. Month Final Season Rate 0 Data Set 04	2147483647 / -2147483648	1	F37
30	12804	0	1450/1500+ TOUCoinc. Dmd Curr. Month Final Season Rate 0 Data Set 04	2147483647 / -2147483648	1	F37
30	12807	0	1450/1500+ TOUCumul. Dmd Curr. Month Final Season Rate 0 Data Set 04	4294967295 / 0	1	F14
30	12809	0	1450/1500+ TOUPeak Dmd Curr. Month Final Season Rate 0 Data Set 05	2147483647 / -2147483648	1	F37
30	12810	0	1450/1500+ TOUCoinc. Dmd Curr. Month Final Season Rate 0 Data Set 05	2147483647 / -2147483648	1	F37
30	12813	0	1450/1500+ TOUCumul. Dmd Curr. Month Final Season Rate 0 Data Set 05	4294967295 / 0	1	F14
30	12815	0	1450/1500+ TOUPeak Dmd Curr. Month Final Season Rate 0 Data Set 06	2147483647 / -2147483648	1	F37
30	12816	0	1450/1500+ TOUCoinc. Dmd Curr. Month Final Season Rate 0 Data Set 06	2147483647 / -2147483648	1	F37
30	12819	0	1450/1500+ TOUCumul. Dmd Curr. Month Final Season Rate 0 Data Set 06	4294967295 / 0	1	F14
30	12821	0	1450/1500+ TOUPeak Dmd Curr. Month Final Season Rate 0 Data Set 07	2147483647 / -2147483648	1	F37
30	12822	0	1450/1500+ TOUCoinc. Dmd Curr. Month Final Season Rate 0 Data Set 07	2147483647 / -2147483648	1	F37
30	12825	0	1450/1500+ TOUCumul. Dmd Curr. Month Final Season Rate 0 Data Set 07	4294967295 / 0	1	F14
30	12827	0	1450/1500+ TOUPeak Dmd Curr. Month Final Season Rate 0 Data Set 08	2147483647 / -2147483648	1	F37
30	12828	0	1450/1500+ TOUCoinc. Dmd Curr. Month Final Season Rate 0 Data Set 08	2147483647 / -2147483648	1	F37
30	12831	0	1450/1500+ TOUCumul. Dmd Curr. Month Final Season Rate 0 Data Set 08	4294967295 / 0	1	F14
30	12833	0	1450/1500+ TOUPeak Dmd Curr. Month Final Season Rate 0 Data Set 09	2147483647 / -2147483648	1	F37
30	12834	0	1450/1500+ TOUCoinc. Dmd Curr. Month Final Season Rate 0 Data Set 09	2147483647 / -2147483648	1	F37
30	12837	0	1450/1500+ TOUCumul. Dmd Curr. Month Final Season Rate 0 Data Set 09	4294967295 / 0	1	F14
30	12839	0	1450/1500+ TOUPeak Dmd Curr. Month Final Season Rate 0 Data Set 10	2147483647 / -2147483648	1	F37
30	12840	0	1450/1500+ TOUCoinc. Dmd Curr. Month Final Season Rate 0 Data Set 10	2147483647 / -2147483648	1	F37
30	12843	0	1450/1500+ TOUCumul. Dmd Curr. Month Final Season Rate 0 Data Set 10	4294967295 / 0	1	F14
30	12845	0	1450/1500+ TOUPeak Dmd Curr. Month Final Season Rate 0 Data Set 11	2147483647 / -2147483648	1	F37
30	12846	0	1450/1500+ TOUCoinc. Dmd Curr. Month Final Season Rate 0 Data Set 11	2147483647 / -2147483648	1	F37
30	12849	0	1450/1500+ TOUCumul. Dmd Curr. Month Final Season Rate 0 Data Set 11	4294967295 / 0	1	F14
30	12851	0	1450/1500+ TOUPeak Dmd Curr. Month Final Season Rate 0 Data Set 12	2147483647 / -2147483648	1	F37
30	12852	0	1450/1500+ TOUCoinc. Dmd Curr. Month Final Season Rate 0 Data Set 12	2147483647 / -2147483648	1	F37
30	12855	0	1450/1500+ TOUCumul. Dmd Curr. Month Final Season Rate 0 Data Set 12	4294967295 / 0	1	F14
30	12857	0	1450/1500+ TOUPeak Dmd Curr. Month Final Season Rate 0 Data Set 13	2147483647 / -2147483648	1	F37
30	12858	0	1450/1500+ TOUCoinc. Dmd Curr. Month Final Season Rate 0 Data Set 13	2147483647 / -2147483648	1	F37

OBJECT	EIG LINE	EIG POINT	Description	Range	Units	Type
30	12861	0	1450/1500+ TOUCumul. Dmd Curr. Month Final Season Rate 0 Data Set 13	4294967295 / 0	1	F14
30	12863	0	1450/1500+ TOUPeak Dmd Curr. Month Final Season Rate 0 Data Set 14	2147483647 / -2147483648	1	F37
30	12864	0	1450/1500+ TOUCoinc. Dmd Curr. Month Final Season Rate 0 Data Set 14	2147483647 / -2147483648	1	F37
30	12867	0	1450/1500+ TOUCumul. Dmd Curr. Month Final Season Rate 0 Data Set 14	4294967295 / 0	1	F14
30	12869	0	1450/1500+ TOUPeak Dmd Curr. Month Final Season Rate 0 Data Set 15	2147483647 / -2147483648	1	F37
30	12870	0	1450/1500+ TOUCoinc. Dmd Curr. Month Final Season Rate 0 Data Set 15	2147483647 / -2147483648	1	F37
30	12873	0	1450/1500+ TOUCumul. Dmd Curr. Month Final Season Rate 0 Data Set 15	4294967295 / 0	1	F14
30	12875	0	1450/1500+ TOUPeak Dmd Curr. Month Final Season Rate 0 Data Set 16	2147483647 / -2147483648	1	F37
30	12876	0	1450/1500+ TOUCoinc. Dmd Curr. Month Final Season Rate 0 Data Set 16	2147483647 / -2147483648	1	F37
30	12879	0	1450/1500+ TOUCumul. Dmd Curr. Month Final Season Rate 0 Data Set 16	4294967295 / 0	1	F14
30	12881	0	1450/1500+ TOUPeak Dmd Curr. Month Final Season Rate 1 Data Set 01	2147483647 / -2147483648	1	F37
30	12882	0	1450/1500+ TOUCoinc. Dmd Curr. Month Final Season Rate 1 Data Set 01	2147483647 / -2147483648	1	F37
30	12885	0	1450/1500+ TOUCumul. Dmd Curr. Month Final Season Rate 1 Data Set 01	4294967295 / 0	1	F14
30	12887	0	1450/1500+ TOUPeak Dmd Curr. Month Final Season Rate 1 Data Set 02	2147483647 / -2147483648	1	F37
30	12888	0	1450/1500+ TOUCoinc. Dmd Curr. Month Final Season Rate 1 Data Set 02	2147483647 / -2147483648	1	F37
30	12891	0	1450/1500+ TOUCumul. Dmd Curr. Month Final Season Rate 1 Data Set 02	4294967295 / 0	1	F14
30	12893	0	1450/1500+ TOUPeak Dmd Curr. Month Final Season Rate 1 Data Set 03	2147483647 / -2147483648	1	F37
30	12894	0	1450/1500+ TOUCoinc. Dmd Curr. Month Final Season Rate 1 Data Set 03	2147483647 / -2147483648	1	F37
30	12897	0	1450/1500+ TOUCumul. Dmd Curr. Month Final Season Rate 1 Data Set 03	4294967295 / 0	1	F14
30	12899	0	1450/1500+ TOUPeak Dmd Curr. Month Final Season Rate 1 Data Set 04	2147483647 / -2147483648	1	F37
30	12900	0	1450/1500+ TOUCoinc. Dmd Curr. Month Final Season Rate 1 Data Set 04	2147483647 / -2147483648	1	F37
30	12903	0	1450/1500+ TOUCumul. Dmd Curr. Month Final Season Rate 1 Data Set 04	4294967295 / 0	1	F14
30	12905	0	1450/1500+ TOUPeak Dmd Curr. Month Final Season Rate 1 Data Set 05	2147483647 / -2147483648	1	F37
30	12906	0	1450/1500+ TOUCoinc. Dmd Curr. Month Final Season Rate 1 Data Set 05	2147483647 / -2147483648	1	F37
30	12909	0	1450/1500+ TOUCumul. Dmd Curr. Month Final Season Rate 1 Data Set 05	4294967295 / 0	1	F14
30	12911	0	1450/1500+ TOUPeak Dmd Curr. Month Final Season Rate 1 Data Set 06	2147483647 / -2147483648	1	F37
30	12912	0	1450/1500+ TOUCoinc. Dmd Curr. Month Final Season Rate 1 Data Set 06	2147483647 / -2147483648	1	F37
30	12915	0	1450/1500+ TOUCumul. Dmd Curr. Month Final Season Rate 1 Data Set 06	4294967295 / 0	1	F14
30	12917	0	1450/1500+ TOUPeak Dmd Curr. Month Final Season Rate 1 Data Set 07	2147483647 / -2147483648	1	F37
30	12918	0	1450/1500+ TOUCoinc. Dmd Curr. Month Final Season Rate 1 Data Set 07	2147483647 / -2147483648	1	F37
30	12921	0	1450/1500+ TOUCumul. Dmd Curr. Month Final Season Rate 1 Data Set 07	4294967295 / 0	1	F14
30	12923	0	1450/1500+ TOUPeak Dmd Curr. Month Final Season Rate 1 Data Set 08	2147483647 / -2147483648	1	F37
30	12924	0	1450/1500+ TOUCoinc. Dmd Curr. Month Final Season Rate 1 Data Set 08	2147483647 / -2147483648	1	F37
30	12927	0	1450/1500+ TOUCumul. Dmd Curr. Month Final Season Rate 1 Data Set 08	4294967295 / 0	1	F14
30	12929	0	1450/1500+ TOUPeak Dmd Curr. Month Final Season Rate 1 Data Set 09	2147483647 / -2147483648	1	F37
30	12930	0	1450/1500+ TOUCoinc. Dmd Curr. Month Final Season Rate 1 Data Set 09	2147483647 / -2147483648	1	F37
30	12933	0	1450/1500+ TOUCumul. Dmd Curr. Month Final Season Rate 1 Data Set 09	4294967295 / 0	1	F14

OBJECT	EIG LINE	EIG POINT	Description	Range	Units	Type
30	12935	0	1450/1500+ TOUPeak Dmd Curr. Month Final Season Rate 1 Data Set 10	2147483647 / -2147483648	1	F37
30	12936	0	1450/1500+ TOUCoinc. Dmd Curr. Month Final Season Rate 1 Data Set 10	2147483647 / -2147483648	1	F37
30	12939	0	1450/1500+ TOUCumul. Dmd Curr. Month Final Season Rate 1 Data Set 10	4294967295 / 0	1	F14
30	12941	0	1450/1500+ TOUPeak Dmd Curr. Month Final Season Rate 1 Data Set 11	2147483647 / -2147483648	1	F37
30	12942	0	1450/1500+ TOUCoinc. Dmd Curr. Month Final Season Rate 1 Data Set 11	2147483647 / -2147483648	1	F37
30	12945	0	1450/1500+ TOUCumul. Dmd Curr. Month Final Season Rate 1 Data Set 11	4294967295 / 0	1	F14
30	12947	0	1450/1500+ TOUPeak Dmd Curr. Month Final Season Rate 1 Data Set 12	2147483647 / -2147483648	1	F37
30	12948	0	1450/1500+ TOUCoinc. Dmd Curr. Month Final Season Rate 1 Data Set 12	2147483647 / -2147483648	1	F37
30	12951	0	1450/1500+ TOUCumul. Dmd Curr. Month Final Season Rate 1 Data Set 12	4294967295 / 0	1	F14
30	12953	0	1450/1500+ TOUPeak Dmd Curr. Month Final Season Rate 1 Data Set 13	2147483647 / -2147483648	1	F37
30	12954	0	1450/1500+ TOUCoinc. Dmd Curr. Month Final Season Rate 1 Data Set 13	2147483647 / -2147483648	1	F37
30	12957	0	1450/1500+ TOUCumul. Dmd Curr. Month Final Season Rate 1 Data Set 13	4294967295 / 0	1	F14
30	12959	0	1450/1500+ TOUPeak Dmd Curr. Month Final Season Rate 1 Data Set 14	2147483647 / -2147483648	1	F37
30	12960	0	1450/1500+ TOUCoinc. Dmd Curr. Month Final Season Rate 1 Data Set 14	2147483647 / -2147483648	1	F37
30	12963	0	1450/1500+ TOUCumul. Dmd Curr. Month Final Season Rate 1 Data Set 14	4294967295 / 0	1	F14
30	12965	0	1450/1500+ TOUPeak Dmd Curr. Month Final Season Rate 1 Data Set 15	2147483647 / -2147483648	1	F37
30	12966	0	1450/1500+ TOUCoinc. Dmd Curr. Month Final Season Rate 1 Data Set 15	2147483647 / -2147483648	1	F37
30	12969	0	1450/1500+ TOUCumul. Dmd Curr. Month Final Season Rate 1 Data Set 15	4294967295 / 0	1	F14
30	12971	0	1450/1500+ TOUPeak Dmd Curr. Month Final Season Rate 1 Data Set 16	2147483647 / -2147483648	1	F37
30	12972	0	1450/1500+ TOUCoinc. Dmd Curr. Month Final Season Rate 1 Data Set 16	2147483647 / -2147483648	1	F37
30	12975	0	1450/1500+ TOUCumul. Dmd Curr. Month Final Season Rate 1 Data Set 16	4294967295 / 0	1	F14
30	12977	0	1450/1500+ TOUPeak Dmd Curr. Month Final Season Rate 2 Data Set 01	2147483647 / -2147483648	1	F37
30	12978	0	1450/1500+ TOUCoinc. Dmd Curr. Month Final Season Rate 2 Data Set 01	2147483647 / -2147483648	1	F37
30	12981	0	1450/1500+ TOUCumul. Dmd Curr. Month Final Season Rate 2 Data Set 01	4294967295 / 0	1	F14
30	12983	0	1450/1500+ TOUPeak Dmd Curr. Month Final Season Rate 2 Data Set 02	2147483647 / -2147483648	1	F37
30	12984	0	1450/1500+ TOUCoinc. Dmd Curr. Month Final Season Rate 2 Data Set 02	2147483647 / -2147483648	1	F37
30	12987	0	1450/1500+ TOUCumul. Dmd Curr. Month Final Season Rate 2 Data Set 02	4294967295 / 0	1	F14
30	12989	0	1450/1500+ TOUPeak Dmd Curr. Month Final Season Rate 2 Data Set 03	2147483647 / -2147483648	1	F37
30	12990	0	1450/1500+ TOUCoinc. Dmd Curr. Month Final Season Rate 2 Data Set 03	2147483647 / -2147483648	1	F37
30	12993	0	1450/1500+ TOUCumul. Dmd Curr. Month Final Season Rate 2 Data Set 03	4294967295 / 0	1	F14
30	12995	0	1450/1500+ TOUPeak Dmd Curr. Month Final Season Rate 2 Data Set 04	2147483647 / -2147483648	1	F37
30	12996	0	1450/1500+ TOUCoinc. Dmd Curr. Month Final Season Rate 2 Data Set 04	2147483647 / -2147483648	1	F37
30	12999	0	1450/1500+ TOUCumul. Dmd Curr. Month Final Season Rate 2 Data Set 04	4294967295 / 0	1	F14
30	13001	0	1450/1500+ TOUPeak Dmd Curr. Month Final Season Rate 2 Data Set 05	2147483647 / -2147483648	1	F37
30	13002	0	1450/1500+ TOUCoinc. Dmd Curr. Month Final Season Rate 2 Data Set 05	2147483647 / -2147483648	1	F37
30	13005	0	1450/1500+ TOUCumul. Dmd Curr. Month Final Season Rate 2 Data Set 05	4294967295 / 0	1	F14
30	13007	0	1450/1500+ TOUPeak Dmd Curr. Month Final Season Rate 2 Data Set 06	2147483647 / -2147483648	1	F37



OBJECT	EIG LINE	EIG POINT	Description	Range	Units	Type
30	13008	0	1450/1500+ TOUCoinc. Dmd Curr. Month Final Season Rate 2 Data Set 06	2147483647 / -2147483648	1	F37
30	13011	0	1450/1500+ TOUCumul. Dmd Curr. Month Final Season Rate 2 Data Set 06	4294967295 / 0	1	F14
30	13013	0	1450/1500+ TOUPeak Dmd Curr. Month Final Season Rate 2 Data Set 07	2147483647 / -2147483648	1	F37
30	13014	0	1450/1500+ TOUCoinc. Dmd Curr. Month Final Season Rate 2 Data Set 07	2147483647 / -2147483648	1	F37
30	13017	0	1450/1500+ TOUCumul. Dmd Curr. Month Final Season Rate 2 Data Set 07	4294967295 / 0	1	F14
30	13019	0	1450/1500+ TOUPeak Dmd Curr. Month Final Season Rate 2 Data Set 08	2147483647 / -2147483648	1	F37
30	13020	0	1450/1500+ TOUCoinc. Dmd Curr. Month Final Season Rate 2 Data Set 08	2147483647 / -2147483648	1	F37
30	13023	0	1450/1500+ TOUCumul. Dmd Curr. Month Final Season Rate 2 Data Set 08	4294967295 / 0	1	F14
30	13025	0	1450/1500+ TOUPeak Dmd Curr. Month Final Season Rate 2 Data Set 09	2147483647 / -2147483648	1	F37
30	13026	0	1450/1500+ TOUCoinc. Dmd Curr. Month Final Season Rate 2 Data Set 09	2147483647 / -2147483648	1	F37
30	13029	0	1450/1500+ TOUCumul. Dmd Curr. Month Final Season Rate 2 Data Set 09	4294967295 / 0	1	F14
30	13031	0	1450/1500+ TOUPeak Dmd Curr. Month Final Season Rate 2 Data Set 10	2147483647 / -2147483648	1	F37
30	13032	0	1450/1500+ TOUCoinc. Dmd Curr. Month Final Season Rate 2 Data Set 10	2147483647 / -2147483648	1	F37
30	13035	0	1450/1500+ TOUCumul. Dmd Curr. Month Final Season Rate 2 Data Set 10	4294967295 / 0	1	F14
30	13037	0	1450/1500+ TOUPeak Dmd Curr. Month Final Season Rate 2 Data Set 11	2147483647 / -2147483648	1	F37
30	13038	0	1450/1500+ TOUCoinc. Dmd Curr. Month Final Season Rate 2 Data Set 11	2147483647 / -2147483648	1	F37
30	13041	0	1450/1500+ TOUCumul. Dmd Curr. Month Final Season Rate 2 Data Set 11	4294967295 / 0	1	F14
30	13043	0	1450/1500+ TOUPeak Dmd Curr. Month Final Season Rate 2 Data Set 12	2147483647 / -2147483648	1	F37
30	13044	0	1450/1500+ TOUCoinc. Dmd Curr. Month Final Season Rate 2 Data Set 12	2147483647 / -2147483648	1	F37
30	13047	0	1450/1500+ TOUCumul. Dmd Curr. Month Final Season Rate 2 Data Set 12	4294967295 / 0	1	F14
30	13049	0	1450/1500+ TOUPeak Dmd Curr. Month Final Season Rate 2 Data Set 13	2147483647 / -2147483648	1	F37
30	13050	0	1450/1500+ TOUCoinc. Dmd Curr. Month Final Season Rate 2 Data Set 13	2147483647 / -2147483648	1	F37
30	13053	0	1450/1500+ TOUCumul. Dmd Curr. Month Final Season Rate 2 Data Set 13	4294967295 / 0	1	F14
30	13055	0	1450/1500+ TOUPeak Dmd Curr. Month Final Season Rate 2 Data Set 14	2147483647 / -2147483648	1	F37
30	13056	0	1450/1500+ TOUCoinc. Dmd Curr. Month Final Season Rate 2 Data Set 14	2147483647 / -2147483648	1	F37
30	13059	0	1450/1500+ TOUCumul. Dmd Curr. Month Final Season Rate 2 Data Set 14	4294967295 / 0	1	F14
30	13061	0	1450/1500+ TOUPeak Dmd Curr. Month Final Season Rate 2 Data Set 15	2147483647 / -2147483648	1	F37
30	13062	0	1450/1500+ TOUCoinc. Dmd Curr. Month Final Season Rate 2 Data Set 15	2147483647 / -2147483648	1	F37
30	13065	0	1450/1500+ TOUCumul. Dmd Curr. Month Final Season Rate 2 Data Set 15	4294967295 / 0	1	F14
30	13067	0	1450/1500+ TOUPeak Dmd Curr. Month Final Season Rate 2 Data Set 16	2147483647 / -2147483648	1	F37
30	13068	0	1450/1500+ TOUCoinc. Dmd Curr. Month Final Season Rate 2 Data Set 16	2147483647 / -2147483648	1	F37
30	13071	0	1450/1500+ TOUCumul. Dmd Curr. Month Final Season Rate 2 Data Set 16	4294967295 / 0	1	F14
30	13073	0	1450/1500+ TOUPeak Dmd Curr. Month Final Season Rate 3 Data Set 01	2147483647 / -2147483648	1	F37
30	13074	0	1450/1500+ TOUCoinc. Dmd Curr. Month Final Season Rate 3 Data Set 01	2147483647 / -2147483648	1	F37
30	13077	0	1450/1500+ TOUCumul. Dmd Curr. Month Final Season Rate 3 Data Set 01	4294967295 / 0	1	F14
30	13079	0	1450/1500+ TOUPeak Dmd Curr. Month Final Season Rate 3 Data Set 02	2147483647 / -2147483648	1	F37
30	13080	0	1450/1500+ TOUCoinc. Dmd Curr. Month Final Season Rate 3 Data Set 02	2147483647 / -2147483648	1	F37

OBJECT	EIG LINE	EIG POINT	Description	Range	Units	Type
30	13083	0	1450/1500+ TOUCumul. Dmd Curr. Month Final Season Rate 3 Data Set 02	4294967295 / 0	1	F14
30	13085	0	1450/1500+ TOUPeak Dmd Curr. Month Final Season Rate 3 Data Set 03	2147483647 / -2147483648	1	F37
30	13086	0	1450/1500+ TOUCoinc. Dmd Curr. Month Final Season Rate 3 Data Set 03	2147483647 / -2147483648	1	F37
30	13089	0	1450/1500+ TOUCumul. Dmd Curr. Month Final Season Rate 3 Data Set 03	4294967295 / 0	1	F14
30	13091	0	1450/1500+ TOUPeak Dmd Curr. Month Final Season Rate 3 Data Set 04	2147483647 / -2147483648	1	F37
30	13092	0	1450/1500+ TOUCoinc. Dmd Curr. Month Final Season Rate 3 Data Set 04	2147483647 / -2147483648	1	F37
30	13095	0	1450/1500+ TOUCumul. Dmd Curr. Month Final Season Rate 3 Data Set 04	4294967295 / 0	1	F14
30	13097	0	1450/1500+ TOUPeak Dmd Curr. Month Final Season Rate 3 Data Set 05	2147483647 / -2147483648	1	F37
30	13098	0	1450/1500+ TOUCoinc. Dmd Curr. Month Final Season Rate 3 Data Set 05	2147483647 / -2147483648	1	F37
30	13101	0	1450/1500+ TOUCumul. Dmd Curr. Month Final Season Rate 3 Data Set 05	4294967295 / 0	1	F14
30	13103	0	1450/1500+ TOUPeak Dmd Curr. Month Final Season Rate 3 Data Set 06	2147483647 / -2147483648	1	F37
30	13104	0	1450/1500+ TOUCoinc. Dmd Curr. Month Final Season Rate 3 Data Set 06	2147483647 / -2147483648	1	F37
30	13107	0	1450/1500+ TOUCumul. Dmd Curr. Month Final Season Rate 3 Data Set 06	4294967295 / 0	1	F14
30	13109	0	1450/1500+ TOUPeak Dmd Curr. Month Final Season Rate 3 Data Set 07	2147483647 / -2147483648	1	F37
30	13110	0	1450/1500+ TOUCoinc. Dmd Curr. Month Final Season Rate 3 Data Set 07	2147483647 / -2147483648	1	F37
30	13113	0	1450/1500+ TOUCumul. Dmd Curr. Month Final Season Rate 3 Data Set 07	4294967295 / 0	1	F14
30	13115	0	1450/1500+ TOUPeak Dmd Curr. Month Final Season Rate 3 Data Set 08	2147483647 / -2147483648	1	F37
30	13116	0	1450/1500+ TOUCoinc. Dmd Curr. Month Final Season Rate 3 Data Set 08	2147483647 / -2147483648	1	F37
30	13119	0	1450/1500+ TOUCumul. Dmd Curr. Month Final Season Rate 3 Data Set 08	4294967295 / 0	1	F14
30	13121	0	1450/1500+ TOUPeak Dmd Curr. Month Final Season Rate 3 Data Set 09	2147483647 / -2147483648	1	F37
30	13122	0	1450/1500+ TOUCoinc. Dmd Curr. Month Final Season Rate 3 Data Set 09	2147483647 / -2147483648	1	F37
30	13125	0	1450/1500+ TOUCumul. Dmd Curr. Month Final Season Rate 3 Data Set 09	4294967295 / 0	1	F14
30	13127	0	1450/1500+ TOUPeak Dmd Curr. Month Final Season Rate 3 Data Set 10	2147483647 / -2147483648	1	F37
30	13128	0	1450/1500+ TOUCoinc. Dmd Curr. Month Final Season Rate 3 Data Set 10	2147483647 / -2147483648	1	F37
30	13131	0	1450/1500+ TOUCumul. Dmd Curr. Month Final Season Rate 3 Data Set 10	4294967295 / 0	1	F14
30	13133	0	1450/1500+ TOUPeak Dmd Curr. Month Final Season Rate 3 Data Set 11	2147483647 / -2147483648	1	F37
30	13134	0	1450/1500+ TOUCoinc. Dmd Curr. Month Final Season Rate 3 Data Set 11	2147483647 / -2147483648	1	F37
30	13137	0	1450/1500+ TOUCumul. Dmd Curr. Month Final Season Rate 3 Data Set 11	4294967295 / 0	1	F14
30	13139	0	1450/1500+ TOUPeak Dmd Curr. Month Final Season Rate 3 Data Set 12	2147483647 / -2147483648	1	F37
30	13140	0	1450/1500+ TOUCoinc. Dmd Curr. Month Final Season Rate 3 Data Set 12	2147483647 / -2147483648	1	F37
30	13143	0	1450/1500+ TOUCumul. Dmd Curr. Month Final Season Rate 3 Data Set 12	4294967295 / 0	1	F14
30	13145	0	1450/1500+ TOUPeak Dmd Curr. Month Final Season Rate 3 Data Set 13	2147483647 / -2147483648	1	F37
30	13146	0	1450/1500+ TOUCoinc. Dmd Curr. Month Final Season Rate 3 Data Set 13	2147483647 / -2147483648	1	F37
30	13149	0	1450/1500+ TOUCumul. Dmd Curr. Month Final Season Rate 3 Data Set 13	4294967295 / 0	1	F14
30	13151	0	1450/1500+ TOUPeak Dmd Curr. Month Final Season Rate 3 Data Set 14	2147483647 / -2147483648	1	F37
30	13152	0	1450/1500+ TOUCoinc. Dmd Curr. Month Final Season Rate 3 Data Set 14	2147483647 / -2147483648	1	F37
30	13155	0	1450/1500+ TOUCumul. Dmd Curr. Month Final Season Rate 3 Data Set 14	4294967295 / 0	1	F14

OBJECT	EIG LINE	EIG POINT	Description	Range	Units	Type
30	13157	0	1450/1500+ TOUPeak Dmd Curr. Month Final Season Rate 3 Data Set 15	2147483647 / -2147483648	1	F37
30	13158	0	1450/1500+ TOUCoinc. Dmd Curr. Month Final Season Rate 3 Data Set 15	2147483647 / -2147483648	1	F37
30	13161	0	1450/1500+ TOUCumul. Dmd Curr. Month Final Season Rate 3 Data Set 15	4294967295 / 0	1	F14
30	13163	0	1450/1500+ TOUPeak Dmd Curr. Month Final Season Rate 3 Data Set 16	2147483647 / -2147483648	1	F37
30	13164	0	1450/1500+ TOUCoinc. Dmd Curr. Month Final Season Rate 3 Data Set 16	2147483647 / -2147483648	1	F37
30	13167	0	1450/1500+ TOUCumul. Dmd Curr. Month Final Season Rate 3 Data Set 16	4294967295 / 0	1	F14
30	13169	0	1450/1500+ TOUPeak Dmd Curr. Month Final Season Rate 4 Data Set 01	2147483647 / -2147483648	1	F37
30	13170	0	1450/1500+ TOUCoinc. Dmd Curr. Month Final Season Rate 4 Data Set 01	2147483647 / -2147483648	1	F37
30	13173	0	1450/1500+ TOUCumul. Dmd Curr. Month Final Season Rate 4 Data Set 01	4294967295 / 0	1	F14
30	13175	0	1450/1500+ TOUPeak Dmd Curr. Month Final Season Rate 4 Data Set 02	2147483647 / -2147483648	1	F37
30	13176	0	1450/1500+ TOUCoinc. Dmd Curr. Month Final Season Rate 4 Data Set 02	2147483647 / -2147483648	1	F37
30	13179	0	1450/1500+ TOUCumul. Dmd Curr. Month Final Season Rate 4 Data Set 02	4294967295 / 0	1	F14
30	13181	0	1450/1500+ TOUPeak Dmd Curr. Month Final Season Rate 4 Data Set 03	2147483647 / -2147483648	1	F37
30	13182	0	1450/1500+ TOUCoinc. Dmd Curr. Month Final Season Rate 4 Data Set 03	2147483647 / -2147483648	1	F37
30	13185	0	1450/1500+ TOUCumul. Dmd Curr. Month Final Season Rate 4 Data Set 03	4294967295 / 0	1	F14
30	13187	0	1450/1500+ TOUPeak Dmd Curr. Month Final Season Rate 4 Data Set 04	2147483647 / -2147483648	1	F37
30	13188	0	1450/1500+ TOUCoinc. Dmd Curr. Month Final Season Rate 4 Data Set 04	2147483647 / -2147483648	1	F37
30	13191	0	1450/1500+ TOUCumul. Dmd Curr. Month Final Season Rate 4 Data Set 04	4294967295 / 0	1	F14
30	13193	0	1450/1500+ TOUPeak Dmd Curr. Month Final Season Rate 4 Data Set 05	2147483647 / -2147483648	1	F37
30	13194	0	1450/1500+ TOUCoinc. Dmd Curr. Month Final Season Rate 4 Data Set 05	2147483647 / -2147483648	1	F37
30	13197	0	1450/1500+ TOUCumul. Dmd Curr. Month Final Season Rate 4 Data Set 05	4294967295 / 0	1	F14
30	13199	0	1450/1500+ TOUPeak Dmd Curr. Month Final Season Rate 4 Data Set 06	2147483647 / -2147483648	1	F37
30	13200	0	1450/1500+ TOUCoinc. Dmd Curr. Month Final Season Rate 4 Data Set 06	2147483647 / -2147483648	1	F37
30	13203	0	1450/1500+ TOUCumul. Dmd Curr. Month Final Season Rate 4 Data Set 06	4294967295 / 0	1	F14
30	13205	0	1450/1500+ TOUPeak Dmd Curr. Month Final Season Rate 4 Data Set 07	2147483647 / -2147483648	1	F37
30	13206	0	1450/1500+ TOUCoinc. Dmd Curr. Month Final Season Rate 4 Data Set 07	2147483647 / -2147483648	1	F37
30	13209	0	1450/1500+ TOUCumul. Dmd Curr. Month Final Season Rate 4 Data Set 07	4294967295 / 0	1	F14
30	13211	0	1450/1500+ TOUPeak Dmd Curr. Month Final Season Rate 4 Data Set 08	2147483647 / -2147483648	1	F37
30	13212	0	1450/1500+ TOUCoinc. Dmd Curr. Month Final Season Rate 4 Data Set 08	2147483647 / -2147483648	1	F37
30	13215	0	1450/1500+ TOUCumul. Dmd Curr. Month Final Season Rate 4 Data Set 08	4294967295 / 0	1	F14
30	13217	0	1450/1500+ TOUPeak Dmd Curr. Month Final Season Rate 4 Data Set 09	2147483647 / -2147483648	1	F37
30	13218	0	1450/1500+ TOUCoinc. Dmd Curr. Month Final Season Rate 4 Data Set 09	2147483647 / -2147483648	1	F37
30	13221	0	1450/1500+ TOUCumul. Dmd Curr. Month Final Season Rate 4 Data Set 09	4294967295 / 0	1	F14
30	13223	0	1450/1500+ TOUPeak Dmd Curr. Month Final Season Rate 4 Data Set 10	2147483647 / -2147483648	1	F37
30	13224	0	1450/1500+ TOUCoinc. Dmd Curr. Month Final Season Rate 4 Data Set 10	2147483647 / -2147483648	1	F37
30	13227	0	1450/1500+ TOUCumul. Dmd Curr. Month Final Season Rate 4 Data Set 10	4294967295 / 0	1	F14
30	13229	0	1450/1500+ TOUPeak Dmd Curr. Month Final Season Rate 4 Data Set 11	2147483647 / -2147483648	1	F37

OBJECT	EIG LINE	EIG POINT	Description	Range	Units	Type
30	13230	0	1450/1500+ TOUCoinc. Dmd Curr. Month Final Season Rate 4 Data Set 11	2147483647 / -2147483648	1	F37
30	13233	0	1450/1500+ TOUCumul. Dmd Curr. Month Final Season Rate 4 Data Set 11	4294967295 / 0	1	F14
30	13235	0	1450/1500+ TOUPeak Dmd Curr. Month Final Season Rate 4 Data Set 12	2147483647 / -2147483648	1	F37
30	13236	0	1450/1500+ TOUCoinc. Dmd Curr. Month Final Season Rate 4 Data Set 12	2147483647 / -2147483648	1	F37
30	13239	0	1450/1500+ TOUCumul. Dmd Curr. Month Final Season Rate 4 Data Set 12	4294967295 / 0	1	F14
30	13241	0	1450/1500+ TOUPeak Dmd Curr. Month Final Season Rate 4 Data Set 13	2147483647 / -2147483648	1	F37
30	13242	0	1450/1500+ TOUCoinc. Dmd Curr. Month Final Season Rate 4 Data Set 13	2147483647 / -2147483648	1	F37
30	13245	0	1450/1500+ TOUCumul. Dmd Curr. Month Final Season Rate 4 Data Set 13	4294967295 / 0	1	F14
30	13247	0	1450/1500+ TOUPeak Dmd Curr. Month Final Season Rate 4 Data Set 14	2147483647 / -2147483648	1	F37
30	13248	0	1450/1500+ TOUCoinc. Dmd Curr. Month Final Season Rate 4 Data Set 14	2147483647 / -2147483648	1	F37
30	13251	0	1450/1500+ TOUCumul. Dmd Curr. Month Final Season Rate 4 Data Set 14	4294967295 / 0	1	F14
30	13253	0	1450/1500+ TOUPeak Dmd Curr. Month Final Season Rate 4 Data Set 15	2147483647 / -2147483648	1	F37
30	13254	0	1450/1500+ TOUCoinc. Dmd Curr. Month Final Season Rate 4 Data Set 15	2147483647 / -2147483648	1	F37
30	13257	0	1450/1500+ TOUCumul. Dmd Curr. Month Final Season Rate 4 Data Set 15	4294967295 / 0	1	F14
30	13259	0	1450/1500+ TOUPeak Dmd Curr. Month Final Season Rate 4 Data Set 16	2147483647 / -2147483648	1	F37
30	13260	0	1450/1500+ TOUCoinc. Dmd Curr. Month Final Season Rate 4 Data Set 16	2147483647 / -2147483648	1	F37
30	13263	0	1450/1500+ TOUCumul. Dmd Curr. Month Final Season Rate 4 Data Set 16	4294967295 / 0	1	F14
30	13265	0	1450/1500+ TOUPeak Dmd Curr. Month Whole Month Rate 0 Data Set 01	2147483647 / -2147483648	1	F37
30	13266	0	1450/1500+ TOUCoinc. Dmd Curr. Month Whole Month Rate 0 Data Set 01	2147483647 / -2147483648	1	F37
30	13269	0	1450/1500+ TOUCumul. Dmd Curr. Month Whole Month Rate 0 Data Set 01	4294967295 / 0	1	F14
30	13271	0	1450/1500+ TOUPeak Dmd Curr. Month Whole Month Rate 0 Data Set 02	2147483647 / -2147483648	1	F37
30	13272	0	1450/1500+ TOUCoinc. Dmd Curr. Month Whole Month Rate 0 Data Set 02	2147483647 / -2147483648	1	F37
30	13275	0	1450/1500+ TOUCumul. Dmd Curr. Month Whole Month Rate 0 Data Set 02	4294967295 / 0	1	F14
30	13277	0	1450/1500+ TOUPeak Dmd Curr. Month Whole Month Rate 0 Data Set 03	2147483647 / -2147483648	1	F37
30	13278	0	1450/1500+ TOUCoinc. Dmd Curr. Month Whole Month Rate 0 Data Set 03	2147483647 / -2147483648	1	F37
30	13281	0	1450/1500+ TOUCumul. Dmd Curr. Month Whole Month Rate 0 Data Set 03	4294967295 / 0	1	F14
30	13283	0	1450/1500+ TOUPeak Dmd Curr. Month Whole Month Rate 0 Data Set 04	2147483647 / -2147483648	1	F37
30	13284	0	1450/1500+ TOUCoinc. Dmd Curr. Month Whole Month Rate 0 Data Set 04	2147483647 / -2147483648	1	F37
30	13287	0	1450/1500+ TOUCumul. Dmd Curr. Month Whole Month Rate 0 Data Set 04	4294967295 / 0	1	F14
30	13289	0	1450/1500+ TOUPeak Dmd Curr. Month Whole Month Rate 0 Data Set 05	2147483647 / -2147483648	1	F37
30	13290	0	1450/1500+ TOUCoinc. Dmd Curr. Month Whole Month Rate 0 Data Set 05	2147483647 / -2147483648	1	F37
30	13293	0	1450/1500+ TOUCumul. Dmd Curr. Month Whole Month Rate 0 Data Set 05	4294967295 / 0	1	F14
30	13295	0	1450/1500+ TOUPeak Dmd Curr. Month Whole Month Rate 0 Data Set 06	2147483647 / -2147483648	1	F37
30	13296	0	1450/1500+ TOUCoinc. Dmd Curr. Month Whole Month Rate 0 Data Set 06	2147483647 / -2147483648	1	F37
30	13299	0	1450/1500+ TOUCumul. Dmd Curr. Month Whole Month Rate 0 Data Set 06	4294967295 / 0	1	F14
30	13301	0	1450/1500+ TOUPeak Dmd Curr. Month Whole Month Rate 0 Data Set 07	2147483647 / -2147483648	1	F37
30	13302	0	1450/1500+ TOUCoinc. Dmd Curr. Month Whole Month Rate 0 Data Set 07	2147483647 / -2147483648	1	F37

OBJECT	EIG LINE	EIG POINT	Description	Range	Units	Type
30	13305	0	1450/1500+ TOUCumul. Dmd Curr. Month Whole Month Rate 0 Data Set 07	4294967295 / 0	1	F14
30	13307	0	1450/1500+ TOUPeak Dmd Curr. Month Whole Month Rate 0 Data Set 08	2147483647 / -2147483648	1	F37
30	13308	0	1450/1500+ TOUCoinc. Dmd Curr. Month Whole Month Rate 0 Data Set 08	2147483647 / -2147483648	1	F37
30	13311	0	1450/1500+ TOUCumul. Dmd Curr. Month Whole Month Rate 0 Data Set 08	4294967295 / 0	1	F14
30	13313	0	1450/1500+ TOUPeak Dmd Curr. Month Whole Month Rate 0 Data Set 09	2147483647 / -2147483648	1	F37
30	13314	0	1450/1500+ TOUCoinc. Dmd Curr. Month Whole Month Rate 0 Data Set 09	2147483647 / -2147483648	1	F37
30	13317	0	1450/1500+ TOUCumul. Dmd Curr. Month Whole Month Rate 0 Data Set 09	4294967295 / 0	1	F14
30	13319	0	1450/1500+ TOUPeak Dmd Curr. Month Whole Month Rate 0 Data Set 10	2147483647 / -2147483648	1	F37
30	13320	0	1450/1500+ TOUCoinc. Dmd Curr. Month Whole Month Rate 0 Data Set 10	2147483647 / -2147483648	1	F37
30	13323	0	1450/1500+ TOUCumul. Dmd Curr. Month Whole Month Rate 0 Data Set 10	4294967295 / 0	1	F14
30	13325	0	1450/1500+ TOUPeak Dmd Curr. Month Whole Month Rate 0 Data Set 11	2147483647 / -2147483648	1	F37
30	13326	0	1450/1500+ TOUCoinc. Dmd Curr. Month Whole Month Rate 0 Data Set 11	2147483647 / -2147483648	1	F37
30	13329	0	1450/1500+ TOUCumul. Dmd Curr. Month Whole Month Rate 0 Data Set 11	4294967295 / 0	1	F14
30	13331	0	1450/1500+ TOUPeak Dmd Curr. Month Whole Month Rate 0 Data Set 12	2147483647 / -2147483648	1	F37
30	13332	0	1450/1500+ TOUCoinc. Dmd Curr. Month Whole Month Rate 0 Data Set 12	2147483647 / -2147483648	1	F37
30	13335	0	1450/1500+ TOUCumul. Dmd Curr. Month Whole Month Rate 0 Data Set 12	4294967295 / 0	1	F14
30	13337	0	1450/1500+ TOUPeak Dmd Curr. Month Whole Month Rate 0 Data Set 13	2147483647 / -2147483648	1	F37
30	13338	0	1450/1500+ TOUCoinc. Dmd Curr. Month Whole Month Rate 0 Data Set 13	2147483647 / -2147483648	1	F37
30	13341	0	1450/1500+ TOUCumul. Dmd Curr. Month Whole Month Rate 0 Data Set 13	4294967295 / 0	1	F14
30	13343	0	1450/1500+ TOUPeak Dmd Curr. Month Whole Month Rate 0 Data Set 14	2147483647 / -2147483648	1	F37
30	13344	0	1450/1500+ TOUCoinc. Dmd Curr. Month Whole Month Rate 0 Data Set 14	2147483647 / -2147483648	1	F37
30	13347	0	1450/1500+ TOUCumul. Dmd Curr. Month Whole Month Rate 0 Data Set 14	4294967295 / 0	1	F14
30	13349	0	1450/1500+ TOUPeak Dmd Curr. Month Whole Month Rate 0 Data Set 15	2147483647 / -2147483648	1	F37
30	13350	0	1450/1500+ TOUCoinc. Dmd Curr. Month Whole Month Rate 0 Data Set 15	2147483647 / -2147483648	1	F37
30	13353	0	1450/1500+ TOUCumul. Dmd Curr. Month Whole Month Rate 0 Data Set 15	4294967295 / 0	1	F14
30	13355	0	1450/1500+ TOUPeak Dmd Curr. Month Whole Month Rate 0 Data Set 16	2147483647 / -2147483648	1	F37
30	13356	0	1450/1500+ TOUCoinc. Dmd Curr. Month Whole Month Rate 0 Data Set 16	2147483647 / -2147483648	1	F37
30	13359	0	1450/1500+ TOUCumul. Dmd Curr. Month Whole Month Rate 0 Data Set 16	4294967295 / 0	1	F14
30	13361	0	1450/1500+ TOUPeak Dmd Curr. Month Whole Month Rate 1 Data Set 01	2147483647 / -2147483648	1	F37
30	13362	0	1450/1500+ TOUCoinc. Dmd Curr. Month Whole Month Rate 1 Data Set 01	2147483647 / -2147483648	1	F37
30	13365	0	1450/1500+ TOUCumul. Dmd Curr. Month Whole Month Rate 1 Data Set 01	4294967295 / 0	1	F14
30	13367	0	1450/1500+ TOUPeak Dmd Curr. Month Whole Month Rate 1 Data Set 02	2147483647 / -2147483648	1	F37
30	13368	0	1450/1500+ TOUCoinc. Dmd Curr. Month Whole Month Rate 1 Data Set 02	2147483647 / -2147483648	1	F37
30	13371	0	1450/1500+ TOUCumul. Dmd Curr. Month Whole Month Rate 1 Data Set 02	4294967295 / 0	1	F14
30	13373	0	1450/1500+ TOUPeak Dmd Curr. Month Whole Month Rate 1 Data Set 03	2147483647 / -2147483648	1	F37
30	13374	0	1450/1500+ TOUCoinc. Dmd Curr. Month Whole Month Rate 1 Data Set 03	2147483647 / -2147483648	1	F37
30	13377	0	1450/1500+ TOUCumul. Dmd Curr. Month Whole Month Rate 1 Data Set 03	4294967295 / 0	1	F14

OBJECT	EIG LINE	EIG POINT	Description	Range	Units	Type
30	13379	0	1450/1500+ TOUPeak Dmd Curr. Month Whole Month Rate 1 Data Set 04	2147483647 / -2147483648	1	F37
30	13380	0	1450/1500+ TOUCoinc. Dmd Curr. Month Whole Month Rate 1 Data Set 04	2147483647 / -2147483648	1	F37
30	13383	0	1450/1500+ TOUCumul. Dmd Curr. Month Whole Month Rate 1 Data Set 04	4294967295 / 0	1	F14
30	13385	0	1450/1500+ TOUPeak Dmd Curr. Month Whole Month Rate 1 Data Set 05	2147483647 / -2147483648	1	F37
30	13386	0	1450/1500+ TOUCoinc. Dmd Curr. Month Whole Month Rate 1 Data Set 05	2147483647 / -2147483648	1	F37
30	13389	0	1450/1500+ TOUCumul. Dmd Curr. Month Whole Month Rate 1 Data Set 05	4294967295 / 0	1	F14
30	13391	0	1450/1500+ TOUPeak Dmd Curr. Month Whole Month Rate 1 Data Set 06	2147483647 / -2147483648	1	F37
30	13392	0	1450/1500+ TOUCoinc. Dmd Curr. Month Whole Month Rate 1 Data Set 06	2147483647 / -2147483648	1	F37
30	13395	0	1450/1500+ TOUCumul. Dmd Curr. Month Whole Month Rate 1 Data Set 06	4294967295 / 0	1	F14
30	13397	0	1450/1500+ TOUPeak Dmd Curr. Month Whole Month Rate 1 Data Set 07	2147483647 / -2147483648	1	F37
30	13398	0	1450/1500+ TOUCoinc. Dmd Curr. Month Whole Month Rate 1 Data Set 07	2147483647 / -2147483648	1	F37
30	13401	0	1450/1500+ TOUCumul. Dmd Curr. Month Whole Month Rate 1 Data Set 07	4294967295 / 0	1	F14
30	13403	0	1450/1500+ TOUPeak Dmd Curr. Month Whole Month Rate 1 Data Set 08	2147483647 / -2147483648	1	F37
30	13404	0	1450/1500+ TOUCoinc. Dmd Curr. Month Whole Month Rate 1 Data Set 08	2147483647 / -2147483648	1	F37
30	13407	0	1450/1500+ TOUCumul. Dmd Curr. Month Whole Month Rate 1 Data Set 08	4294967295 / 0	1	F14
30	13409	0	1450/1500+ TOUPeak Dmd Curr. Month Whole Month Rate 1 Data Set 09	2147483647 / -2147483648	1	F37
30	13410	0	1450/1500+ TOUCoinc. Dmd Curr. Month Whole Month Rate 1 Data Set 09	2147483647 / -2147483648	1	F37
30	13413	0	1450/1500+ TOUCumul. Dmd Curr. Month Whole Month Rate 1 Data Set 09	4294967295 / 0	1	F14
30	13415	0	1450/1500+ TOUPeak Dmd Curr. Month Whole Month Rate 1 Data Set 10	2147483647 / -2147483648	1	F37
30	13416	0	1450/1500+ TOUCoinc. Dmd Curr. Month Whole Month Rate 1 Data Set 10	2147483647 / -2147483648	1	F37
30	13419	0	1450/1500+ TOUCumul. Dmd Curr. Month Whole Month Rate 1 Data Set 10	4294967295 / 0	1	F14
30	13421	0	1450/1500+ TOUPeak Dmd Curr. Month Whole Month Rate 1 Data Set 11	2147483647 / -2147483648	1	F37
30	13422	0	1450/1500+ TOUCoinc. Dmd Curr. Month Whole Month Rate 1 Data Set 11	2147483647 / -2147483648	1	F37
30	13425	0	1450/1500+ TOUCumul. Dmd Curr. Month Whole Month Rate 1 Data Set 11	4294967295 / 0	1	F14
30	13427	0	1450/1500+ TOUPeak Dmd Curr. Month Whole Month Rate 1 Data Set 12	2147483647 / -2147483648	1	F37
30	13428	0	1450/1500+ TOUCoinc. Dmd Curr. Month Whole Month Rate 1 Data Set 12	2147483647 / -2147483648	1	F37
30	13431	0	1450/1500+ TOUCumul. Dmd Curr. Month Whole Month Rate 1 Data Set 12	4294967295 / 0	1	F14
30	13433	0	1450/1500+ TOUPeak Dmd Curr. Month Whole Month Rate 1 Data Set 13	2147483647 / -2147483648	1	F37
30	13434	0	1450/1500+ TOUCoinc. Dmd Curr. Month Whole Month Rate 1 Data Set 13	2147483647 / -2147483648	1	F37
30	13437	0	1450/1500+ TOUCumul. Dmd Curr. Month Whole Month Rate 1 Data Set 13	4294967295 / 0	1	F14
30	13439	0	1450/1500+ TOUPeak Dmd Curr. Month Whole Month Rate 1 Data Set 14	2147483647 / -2147483648	1	F37
30	13440	0	1450/1500+ TOUCoinc. Dmd Curr. Month Whole Month Rate 1 Data Set 14	2147483647 / -2147483648	1	F37
30	13443	0	1450/1500+ TOUCumul. Dmd Curr. Month Whole Month Rate 1 Data Set 14	4294967295 / 0	1	F14
30	13445	0	1450/1500+ TOUPeak Dmd Curr. Month Whole Month Rate 1 Data Set 15	2147483647 / -2147483648	1	F37
30	13446	0	1450/1500+ TOUCoinc. Dmd Curr. Month Whole Month Rate 1 Data Set 15	2147483647 / -2147483648	1	F37
30	13449	0	1450/1500+ TOUCumul. Dmd Curr. Month Whole Month Rate 1 Data Set 15	4294967295 / 0	1	F14
30	13451	0	1450/1500+ TOUPeak Dmd Curr. Month Whole Month Rate 1 Data Set 16	2147483647 / -2147483648	1	F37

OBJECT	EIG LINE	EIG POINT	Description	Range	Units	Type
30	13452	0	1450/1500+ TOUCoinc. Dmd Curr. Month Whole Month Rate 1 Data Set 16	2147483647 / -2147483648	1	F37
30	13455	0	1450/1500+ TOUCumul. Dmd Curr. Month Whole Month Rate 1 Data Set 16	4294967295 / 0	1	F14
30	13457	0	1450/1500+ TOUPeak Dmd Curr. Month Whole Month Rate 2 Data Set 01	2147483647 / -2147483648	1	F37
30	13458	0	1450/1500+ TOUCoinc. Dmd Curr. Month Whole Month Rate 2 Data Set 01	2147483647 / -2147483648	1	F37
30	13461	0	1450/1500+ TOUCumul. Dmd Curr. Month Whole Month Rate 2 Data Set 01	4294967295 / 0	1	F14
30	13463	0	1450/1500+ TOUPeak Dmd Curr. Month Whole Month Rate 2 Data Set 02	2147483647 / -2147483648	1	F37
30	13464	0	1450/1500+ TOUCoinc. Dmd Curr. Month Whole Month Rate 2 Data Set 02	2147483647 / -2147483648	1	F37
30	13467	0	1450/1500+ TOUCumul. Dmd Curr. Month Whole Month Rate 2 Data Set 02	4294967295 / 0	1	F14
30	13469	0	1450/1500+ TOUPeak Dmd Curr. Month Whole Month Rate 2 Data Set 03	2147483647 / -2147483648	1	F37
30	13470	0	1450/1500+ TOUCoinc. Dmd Curr. Month Whole Month Rate 2 Data Set 03	2147483647 / -2147483648	1	F37
30	13473	0	1450/1500+ TOUCumul. Dmd Curr. Month Whole Month Rate 2 Data Set 03	4294967295 / 0	1	F14
30	13475	0	1450/1500+ TOUPeak Dmd Curr. Month Whole Month Rate 2 Data Set 04	2147483647 / -2147483648	1	F37
30	13476	0	1450/1500+ TOUCoinc. Dmd Curr. Month Whole Month Rate 2 Data Set 04	2147483647 / -2147483648	1	F37
30	13479	0	1450/1500+ TOUCumul. Dmd Curr. Month Whole Month Rate 2 Data Set 04	4294967295 / 0	1	F14
30	13481	0	1450/1500+ TOUPeak Dmd Curr. Month Whole Month Rate 2 Data Set 05	2147483647 / -2147483648	1	F37
30	13482	0	1450/1500+ TOUCoinc. Dmd Curr. Month Whole Month Rate 2 Data Set 05	2147483647 / -2147483648	1	F37
30	13485	0	1450/1500+ TOUCumul. Dmd Curr. Month Whole Month Rate 2 Data Set 05	4294967295 / 0	1	F14
30	13487	0	1450/1500+ TOUPeak Dmd Curr. Month Whole Month Rate 2 Data Set 06	2147483647 / -2147483648	1	F37
30	13488	0	1450/1500+ TOUCoinc. Dmd Curr. Month Whole Month Rate 2 Data Set 06	2147483647 / -2147483648	1	F37
30	13491	0	1450/1500+ TOUCumul. Dmd Curr. Month Whole Month Rate 2 Data Set 06	4294967295 / 0	1	F14
30	13493	0	1450/1500+ TOUPeak Dmd Curr. Month Whole Month Rate 2 Data Set 07	2147483647 / -2147483648	1	F37
30	13494	0	1450/1500+ TOUCoinc. Dmd Curr. Month Whole Month Rate 2 Data Set 07	2147483647 / -2147483648	1	F37
30	13497	0	1450/1500+ TOUCumul. Dmd Curr. Month Whole Month Rate 2 Data Set 07	4294967295 / 0	1	F14
30	13499	0	1450/1500+ TOUPeak Dmd Curr. Month Whole Month Rate 2 Data Set 08	2147483647 / -2147483648	1	F37
30	13500	0	1450/1500+ TOUCoinc. Dmd Curr. Month Whole Month Rate 2 Data Set 08	2147483647 / -2147483648	1	F37
30	13503	0	1450/1500+ TOUCumul. Dmd Curr. Month Whole Month Rate 2 Data Set 08	4294967295 / 0	1	F14
30	13505	0	1450/1500+ TOUPeak Dmd Curr. Month Whole Month Rate 2 Data Set 09	2147483647 / -2147483648	1	F37
30	13506	0	1450/1500+ TOUCoinc. Dmd Curr. Month Whole Month Rate 2 Data Set 09	2147483647 / -2147483648	1	F37
30	13509	0	1450/1500+ TOUCumul. Dmd Curr. Month Whole Month Rate 2 Data Set 09	4294967295 / 0	1	F14
30	13511	0	1450/1500+ TOUPeak Dmd Curr. Month Whole Month Rate 2 Data Set 10	2147483647 / -2147483648	1	F37
30	13512	0	1450/1500+ TOUCoinc. Dmd Curr. Month Whole Month Rate 2 Data Set 10	2147483647 / -2147483648	1	F37
30	13515	0	1450/1500+ TOUCumul. Dmd Curr. Month Whole Month Rate 2 Data Set 10	4294967295 / 0	1	F14
30	13517	0	1450/1500+ TOUPeak Dmd Curr. Month Whole Month Rate 2 Data Set 11	2147483647 / -2147483648	1	F37
30	13518	0	1450/1500+ TOUCoinc. Dmd Curr. Month Whole Month Rate 2 Data Set 11	2147483647 / -2147483648	1	F37
30	13521	0	1450/1500+ TOUCumul. Dmd Curr. Month Whole Month Rate 2 Data Set 11	4294967295 / 0	1	F14
30	13523	0	1450/1500+ TOUPeak Dmd Curr. Month Whole Month Rate 2 Data Set 12	2147483647 / -2147483648	1	F37
30	13524	0	1450/1500+ TOUCoinc. Dmd Curr. Month Whole Month Rate 2 Data Set 12	2147483647 / -2147483648	1	F37

OBJECT	EIG LINE	EIG POINT	Description	Range	Units	Type
30	13527	0	1450/1500+ TOUCumul. Dmd Curr. Month Whole Month Rate 2 Data Set 12	4294967295 / 0	1	F14
30	13529	0	1450/1500+ TOUPeak Dmd Curr. Month Whole Month Rate 2 Data Set 13	2147483647 / -2147483648	1	F37
30	13530	0	1450/1500+ TOUCoinc. Dmd Curr. Month Whole Month Rate 2 Data Set 13	2147483647 / -2147483648	1	F37
30	13533	0	1450/1500+ TOUCumul. Dmd Curr. Month Whole Month Rate 2 Data Set 13	4294967295 / 0	1	F14
30	13535	0	1450/1500+ TOUPeak Dmd Curr. Month Whole Month Rate 2 Data Set 14	2147483647 / -2147483648	1	F37
30	13536	0	1450/1500+ TOUCoinc. Dmd Curr. Month Whole Month Rate 2 Data Set 14	2147483647 / -2147483648	1	F37
30	13539	0	1450/1500+ TOUCumul. Dmd Curr. Month Whole Month Rate 2 Data Set 14	4294967295 / 0	1	F14
30	13541	0	1450/1500+ TOUPeak Dmd Curr. Month Whole Month Rate 2 Data Set 15	2147483647 / -2147483648	1	F37
30	13542	0	1450/1500+ TOUCoinc. Dmd Curr. Month Whole Month Rate 2 Data Set 15	2147483647 / -2147483648	1	F37
30	13545	0	1450/1500+ TOUCumul. Dmd Curr. Month Whole Month Rate 2 Data Set 15	4294967295 / 0	1	F14
30	13547	0	1450/1500+ TOUPeak Dmd Curr. Month Whole Month Rate 2 Data Set 16	2147483647 / -2147483648	1	F37
30	13548	0	1450/1500+ TOUCoinc. Dmd Curr. Month Whole Month Rate 2 Data Set 16	2147483647 / -2147483648	1	F37
30	13551	0	1450/1500+ TOUCumul. Dmd Curr. Month Whole Month Rate 2 Data Set 16	4294967295 / 0	1	F14
30	13553	0	1450/1500+ TOUPeak Dmd Curr. Month Whole Month Rate 3 Data Set 01	2147483647 / -2147483648	1	F37
30	13554	0	1450/1500+ TOUCoinc. Dmd Curr. Month Whole Month Rate 3 Data Set 01	2147483647 / -2147483648	1	F37
30	13557	0	1450/1500+ TOUCumul. Dmd Curr. Month Whole Month Rate 3 Data Set 01	4294967295 / 0	1	F14
30	13559	0	1450/1500+ TOUPeak Dmd Curr. Month Whole Month Rate 3 Data Set 02	2147483647 / -2147483648	1	F37
30	13560	0	1450/1500+ TOUCoinc. Dmd Curr. Month Whole Month Rate 3 Data Set 02	2147483647 / -2147483648	1	F37
30	13563	0	1450/1500+ TOUCumul. Dmd Curr. Month Whole Month Rate 3 Data Set 02	4294967295 / 0	1	F14
30	13565	0	1450/1500+ TOUPeak Dmd Curr. Month Whole Month Rate 3 Data Set 03	2147483647 / -2147483648	1	F37
30	13566	0	1450/1500+ TOUCoinc. Dmd Curr. Month Whole Month Rate 3 Data Set 03	2147483647 / -2147483648	1	F37
30	13569	0	1450/1500+ TOUCumul. Dmd Curr. Month Whole Month Rate 3 Data Set 03	4294967295 / 0	1	F14
30	13571	0	1450/1500+ TOUPeak Dmd Curr. Month Whole Month Rate 3 Data Set 04	2147483647 / -2147483648	1	F37
30	13572	0	1450/1500+ TOUCoinc. Dmd Curr. Month Whole Month Rate 3 Data Set 04	2147483647 / -2147483648	1	F37
30	13575	0	1450/1500+ TOUCumul. Dmd Curr. Month Whole Month Rate 3 Data Set 04	4294967295 / 0	1	F14
30	13577	0	1450/1500+ TOUPeak Dmd Curr. Month Whole Month Rate 3 Data Set 05	2147483647 / -2147483648	1	F37
30	13578	0	1450/1500+ TOUCoinc. Dmd Curr. Month Whole Month Rate 3 Data Set 05	2147483647 / -2147483648	1	F37
30	13581	0	1450/1500+ TOUCumul. Dmd Curr. Month Whole Month Rate 3 Data Set 05	4294967295 / 0	1	F14
30	13583	0	1450/1500+ TOUPeak Dmd Curr. Month Whole Month Rate 3 Data Set 06	2147483647 / -2147483648	1	F37
30	13584	0	1450/1500+ TOUCoinc. Dmd Curr. Month Whole Month Rate 3 Data Set 06	2147483647 / -2147483648	1	F37
30	13587	0	1450/1500+ TOUCumul. Dmd Curr. Month Whole Month Rate 3 Data Set 06	4294967295 / 0	1	F14
30	13589	0	1450/1500+ TOUPeak Dmd Curr. Month Whole Month Rate 3 Data Set 07	2147483647 / -2147483648	1	F37
30	13590	0	1450/1500+ TOUCoinc. Dmd Curr. Month Whole Month Rate 3 Data Set 07	2147483647 / -2147483648	1	F37
30	13593	0	1450/1500+ TOUCumul. Dmd Curr. Month Whole Month Rate 3 Data Set 07	4294967295 / 0	1	F14
30	13595	0	1450/1500+ TOUPeak Dmd Curr. Month Whole Month Rate 3 Data Set 08	2147483647 / -2147483648	1	F37
30	13596	0	1450/1500+ TOUCoinc. Dmd Curr. Month Whole Month Rate 3 Data Set 08	2147483647 / -2147483648	1	F37
30	13599	0	1450/1500+ TOUCumul. Dmd Curr. Month Whole Month Rate 3 Data Set 08	4294967295 / 0	1	F14



OBJECT	EIG LINE	EIG POINT	Description	Range	Units	Type
30	13601	0	1450/1500+ TOUPeak Dmd Curr. Month Whole Month Rate 3 Data Set 09	2147483647 / -2147483648	1	F37
30	13602	0	1450/1500+ TOUCoinc. Dmd Curr. Month Whole Month Rate 3 Data Set 09	2147483647 / -2147483648	1	F37
30	13605	0	1450/1500+ TOUCumul. Dmd Curr. Month Whole Month Rate 3 Data Set 09	4294967295 / 0	1	F14
30	13607	0	1450/1500+ TOUPeak Dmd Curr. Month Whole Month Rate 3 Data Set 10	2147483647 / -2147483648	1	F37
30	13608	0	1450/1500+ TOUCoinc. Dmd Curr. Month Whole Month Rate 3 Data Set 10	2147483647 / -2147483648	1	F37
30	13611	0	1450/1500+ TOUCumul. Dmd Curr. Month Whole Month Rate 3 Data Set 10	4294967295 / 0	1	F14
30	13613	0	1450/1500+ TOUPeak Dmd Curr. Month Whole Month Rate 3 Data Set 11	2147483647 / -2147483648	1	F37
30	13614	0	1450/1500+ TOUCoinc. Dmd Curr. Month Whole Month Rate 3 Data Set 11	2147483647 / -2147483648	1	F37
30	13617	0	1450/1500+ TOUCumul. Dmd Curr. Month Whole Month Rate 3 Data Set 11	4294967295 / 0	1	F14
30	13619	0	1450/1500+ TOUPeak Dmd Curr. Month Whole Month Rate 3 Data Set 12	2147483647 / -2147483648	1	F37
30	13620	0	1450/1500+ TOUCoinc. Dmd Curr. Month Whole Month Rate 3 Data Set 12	2147483647 / -2147483648	1	F37
30	13623	0	1450/1500+ TOUCumul. Dmd Curr. Month Whole Month Rate 3 Data Set 12	4294967295 / 0	1	F14
30	13625	0	1450/1500+ TOUPeak Dmd Curr. Month Whole Month Rate 3 Data Set 13	2147483647 / -2147483648	1	F37
30	13626	0	1450/1500+ TOUCoinc. Dmd Curr. Month Whole Month Rate 3 Data Set 13	2147483647 / -2147483648	1	F37
30	13629	0	1450/1500+ TOUCumul. Dmd Curr. Month Whole Month Rate 3 Data Set 13	4294967295 / 0	1	F14
30	13631	0	1450/1500+ TOUPeak Dmd Curr. Month Whole Month Rate 3 Data Set 14	2147483647 / -2147483648	1	F37
30	13632	0	1450/1500+ TOUCoinc. Dmd Curr. Month Whole Month Rate 3 Data Set 14	2147483647 / -2147483648	1	F37
30	13635	0	1450/1500+ TOUCumul. Dmd Curr. Month Whole Month Rate 3 Data Set 14	4294967295 / 0	1	F14
30	13637	0	1450/1500+ TOUPeak Dmd Curr. Month Whole Month Rate 3 Data Set 15	2147483647 / -2147483648	1	F37
30	13638	0	1450/1500+ TOUCoinc. Dmd Curr. Month Whole Month Rate 3 Data Set 15	2147483647 / -2147483648	1	F37
30	13641	0	1450/1500+ TOUCumul. Dmd Curr. Month Whole Month Rate 3 Data Set 15	4294967295 / 0	1	F14
30	13643	0	1450/1500+ TOUPeak Dmd Curr. Month Whole Month Rate 3 Data Set 16	2147483647 / -2147483648	1	F37
30	13644	0	1450/1500+ TOUCoinc. Dmd Curr. Month Whole Month Rate 3 Data Set 16	2147483647 / -2147483648	1	F37
30	13647	0	1450/1500+ TOUCumul. Dmd Curr. Month Whole Month Rate 3 Data Set 16	4294967295 / 0	1	F14
30	13649	0	1450/1500+ TOUPeak Dmd Curr. Month Whole Month Rate 4 Data Set 01	2147483647 / -2147483648	1	F37
30	13650	0	1450/1500+ TOUCoinc. Dmd Curr. Month Whole Month Rate 4 Data Set 01	2147483647 / -2147483648	1	F37
30	13653	0	1450/1500+ TOUCumul. Dmd Curr. Month Whole Month Rate 4 Data Set 01	4294967295 / 0	1	F14
30	13655	0	1450/1500+ TOUPeak Dmd Curr. Month Whole Month Rate 4 Data Set 02	2147483647 / -2147483648	1	F37
30	13656	0	1450/1500+ TOUCoinc. Dmd Curr. Month Whole Month Rate 4 Data Set 02	2147483647 / -2147483648	1	F37
30	13659	0	1450/1500+ TOUCumul. Dmd Curr. Month Whole Month Rate 4 Data Set 02	4294967295 / 0	1	F14
30	13661	0	1450/1500+ TOUPeak Dmd Curr. Month Whole Month Rate 4 Data Set 03	2147483647 / -2147483648	1	F37
30	13662	0	1450/1500+ TOUCoinc. Dmd Curr. Month Whole Month Rate 4 Data Set 03	2147483647 / -2147483648	1	F37
30	13665	0	1450/1500+ TOUCumul. Dmd Curr. Month Whole Month Rate 4 Data Set 03	4294967295 / 0	1	F14
30	13667	0	1450/1500+ TOUPeak Dmd Curr. Month Whole Month Rate 4 Data Set 04	2147483647 / -2147483648	1	F37
30	13668	0	1450/1500+ TOUCoinc. Dmd Curr. Month Whole Month Rate 4 Data Set 04	2147483647 / -2147483648	1	F37
30	13671	0	1450/1500+ TOUCumul. Dmd Curr. Month Whole Month Rate 4 Data Set 04	4294967295 / 0	1	F14
30	13673	0	1450/1500+ TOUPeak Dmd Curr. Month Whole Month Rate 4 Data Set 05	2147483647 / -2147483648	1	F37

OBJECT	EIG LINE	EIG POINT	Description	Range	Units	Type
30	13674	0	1450/1500+ TOUCoinc. Dmd Curr. Month Whole Month Rate 4 Data Set 05	2147483647 / -2147483648	1	F37
30	13677	0	1450/1500+ TOUCumul. Dmd Curr. Month Whole Month Rate 4 Data Set 05	4294967295 / 0	1	F14
30	13679	0	1450/1500+ TOUPeak Dmd Curr. Month Whole Month Rate 4 Data Set 06	2147483647 / -2147483648	1	F37
30	13680	0	1450/1500+ TOUCoinc. Dmd Curr. Month Whole Month Rate 4 Data Set 06	2147483647 / -2147483648	1	F37
30	13683	0	1450/1500+ TOUCumul. Dmd Curr. Month Whole Month Rate 4 Data Set 06	4294967295 / 0	1	F14
30	13685	0	1450/1500+ TOUPeak Dmd Curr. Month Whole Month Rate 4 Data Set 07	2147483647 / -2147483648	1	F37
30	13686	0	1450/1500+ TOUCoinc. Dmd Curr. Month Whole Month Rate 4 Data Set 07	2147483647 / -2147483648	1	F37
30	13689	0	1450/1500+ TOUCumul. Dmd Curr. Month Whole Month Rate 4 Data Set 07	4294967295 / 0	1	F14
30	13691	0	1450/1500+ TOUPeak Dmd Curr. Month Whole Month Rate 4 Data Set 08	2147483647 / -2147483648	1	F37
30	13692	0	1450/1500+ TOUCoinc. Dmd Curr. Month Whole Month Rate 4 Data Set 08	2147483647 / -2147483648	1	F37
30	13695	0	1450/1500+ TOUCumul. Dmd Curr. Month Whole Month Rate 4 Data Set 08	4294967295 / 0	1	F14
30	13697	0	1450/1500+ TOUPeak Dmd Curr. Month Whole Month Rate 4 Data Set 09	2147483647 / -2147483648	1	F37
30	13698	0	1450/1500+ TOUCoinc. Dmd Curr. Month Whole Month Rate 4 Data Set 09	2147483647 / -2147483648	1	F37
30	13701	0	1450/1500+ TOUCumul. Dmd Curr. Month Whole Month Rate 4 Data Set 09	4294967295 / 0	1	F14
30	13703	0	1450/1500+ TOUPeak Dmd Curr. Month Whole Month Rate 4 Data Set 10	2147483647 / -2147483648	1	F37
30	13704	0	1450/1500+ TOUCoinc. Dmd Curr. Month Whole Month Rate 4 Data Set 10	2147483647 / -2147483648	1	F37
30	13707	0	1450/1500+ TOUCumul. Dmd Curr. Month Whole Month Rate 4 Data Set 10	4294967295 / 0	1	F14
30	13709	0	1450/1500+ TOUPeak Dmd Curr. Month Whole Month Rate 4 Data Set 11	2147483647 / -2147483648	1	F37
30	13710	0	1450/1500+ TOUCoinc. Dmd Curr. Month Whole Month Rate 4 Data Set 11	2147483647 / -2147483648	1	F37
30	13713	0	1450/1500+ TOUCumul. Dmd Curr. Month Whole Month Rate 4 Data Set 11	4294967295 / 0	1	F14
30	13715	0	1450/1500+ TOUPeak Dmd Curr. Month Whole Month Rate 4 Data Set 12	2147483647 / -2147483648	1	F37
30	13716	0	1450/1500+ TOUCoinc. Dmd Curr. Month Whole Month Rate 4 Data Set 12	2147483647 / -2147483648	1	F37
30	13719	0	1450/1500+ TOUCumul. Dmd Curr. Month Whole Month Rate 4 Data Set 12	4294967295 / 0	1	F14
30	13721	0	1450/1500+ TOUPeak Dmd Curr. Month Whole Month Rate 4 Data Set 13	2147483647 / -2147483648	1	F37
30	13722	0	1450/1500+ TOUCoinc. Dmd Curr. Month Whole Month Rate 4 Data Set 13	2147483647 / -2147483648	1	F37
30	13725	0	1450/1500+ TOUCumul. Dmd Curr. Month Whole Month Rate 4 Data Set 13	4294967295 / 0	1	F14
30	13727	0	1450/1500+ TOUPeak Dmd Curr. Month Whole Month Rate 4 Data Set 14	2147483647 / -2147483648	1	F37
30	13728	0	1450/1500+ TOUCoinc. Dmd Curr. Month Whole Month Rate 4 Data Set 14	2147483647 / -2147483648	1	F37
30	13731	0	1450/1500+ TOUCumul. Dmd Curr. Month Whole Month Rate 4 Data Set 14	4294967295 / 0	1	F14
30	13733	0	1450/1500+ TOUPeak Dmd Curr. Month Whole Month Rate 4 Data Set 15	2147483647 / -2147483648	1	F37
30	13734	0	1450/1500+ TOUCoinc. Dmd Curr. Month Whole Month Rate 4 Data Set 15	2147483647 / -2147483648	1	F37
30	13737	0	1450/1500+ TOUCumul. Dmd Curr. Month Whole Month Rate 4 Data Set 15	4294967295 / 0	1	F14
30	13739	0	1450/1500+ TOUPeak Dmd Curr. Month Whole Month Rate 4 Data Set 16	2147483647 / -2147483648	1	F37
30	13740	0	1450/1500+ TOUCoinc. Dmd Curr. Month Whole Month Rate 4 Data Set 16	2147483647 / -2147483648	1	F37
30	13743	0	1450/1500+ TOUCumul. Dmd Curr. Month Whole Month Rate 4 Data Set 16	4294967295 / 0	1	F14
30	13745	0	1450/1500+ TOUPeak Dmd Curr. Month Whole Month Rate 0 Data Set 01	2147483647 / -2147483648	1	F37
30	13746	0	1450/1500+ TOUCoinc. Dmd Curr. Month Whole Month Rate 0 Data Set 01	2147483647 / -2147483648	1	F37

OBJECT	EIG LINE	EIG POINT	Description	Range	Units	Type
30	13749	0	1450/1500+ TOUCumul. Dmd Curr. Month Whole Month Rate 0 Data Set 01	4294967295 / 0	1	F14
30	13751	0	1450/1500+ TOUPeak Dmd Curr. Month Whole Month Rate 0 Data Set 02	2147483647 / -2147483648	1	F37
30	13752	0	1450/1500+ TOUCoinc. Dmd Curr. Month Whole Month Rate 0 Data Set 02	2147483647 / -2147483648	1	F37
30	13755	0	1450/1500+ TOUCumul. Dmd Curr. Month Whole Month Rate 0 Data Set 02	4294967295 / 0	1	F14
30	13757	0	1450/1500+ TOUPeak Dmd Curr. Month Whole Month Rate 0 Data Set 03	2147483647 / -2147483648	1	F37
30	13758	0	1450/1500+ TOUCoinc. Dmd Curr. Month Whole Month Rate 0 Data Set 03	2147483647 / -2147483648	1	F37
30	13761	0	1450/1500+ TOUCumul. Dmd Curr. Month Whole Month Rate 0 Data Set 03	4294967295 / 0	1	F14
30	13763	0	1450/1500+ TOUPeak Dmd Curr. Month Whole Month Rate 0 Data Set 04	2147483647 / -2147483648	1	F37
30	13764	0	1450/1500+ TOUCoinc. Dmd Curr. Month Whole Month Rate 0 Data Set 04	2147483647 / -2147483648	1	F37
30	13767	0	1450/1500+ TOUCumul. Dmd Curr. Month Whole Month Rate 0 Data Set 04	4294967295 / 0	1	F14
30	13769	0	1450/1500+ TOUPeak Dmd Curr. Month Whole Month Rate 0 Data Set 05	2147483647 / -2147483648	1	F37
30	13770	0	1450/1500+ TOUCoinc. Dmd Curr. Month Whole Month Rate 0 Data Set 05	2147483647 / -2147483648	1	F37
30	13773	0	1450/1500+ TOUCumul. Dmd Curr. Month Whole Month Rate 0 Data Set 05	4294967295 / 0	1	F14
30	13775	0	1450/1500+ TOUPeak Dmd Curr. Month Whole Month Rate 0 Data Set 06	2147483647 / -2147483648	1	F37
30	13776	0	1450/1500+ TOUCoinc. Dmd Curr. Month Whole Month Rate 0 Data Set 06	2147483647 / -2147483648	1	F37
30	13779	0	1450/1500+ TOUCumul. Dmd Curr. Month Whole Month Rate 0 Data Set 06	4294967295 / 0	1	F14
30	13781	0	1450/1500+ TOUPeak Dmd Curr. Month Whole Month Rate 0 Data Set 07	2147483647 / -2147483648	1	F37
30	13782	0	1450/1500+ TOUCoinc. Dmd Curr. Month Whole Month Rate 0 Data Set 07	2147483647 / -2147483648	1	F37
30	13785	0	1450/1500+ TOUCumul. Dmd Curr. Month Whole Month Rate 0 Data Set 07	4294967295 / 0	1	F14
30	13787	0	1450/1500+ TOUPeak Dmd Curr. Month Whole Month Rate 0 Data Set 08	2147483647 / -2147483648	1	F37
30	13788	0	1450/1500+ TOUCoinc. Dmd Curr. Month Whole Month Rate 0 Data Set 08	2147483647 / -2147483648	1	F37
30	13791	0	1450/1500+ TOUCumul. Dmd Curr. Month Whole Month Rate 0 Data Set 08	4294967295 / 0	1	F14
30	13793	0	1450/1500+ TOUPeak Dmd Curr. Month Whole Month Rate 0 Data Set 09	2147483647 / -2147483648	1	F37
30	13794	0	1450/1500+ TOUCoinc. Dmd Curr. Month Whole Month Rate 0 Data Set 09	2147483647 / -2147483648	1	F37
30	13797	0	1450/1500+ TOUCumul. Dmd Curr. Month Whole Month Rate 0 Data Set 09	4294967295 / 0	1	F14
30	13799	0	1450/1500+ TOUPeak Dmd Curr. Month Whole Month Rate 0 Data Set 10	2147483647 / -2147483648	1	F37
30	13800	0	1450/1500+ TOUCoinc. Dmd Curr. Month Whole Month Rate 0 Data Set 10	2147483647 / -2147483648	1	F37
30	13803	0	1450/1500+ TOUCumul. Dmd Curr. Month Whole Month Rate 0 Data Set 10	4294967295 / 0	1	F14
30	13805	0	1450/1500+ TOUPeak Dmd Curr. Month Whole Month Rate 0 Data Set 11	2147483647 / -2147483648	1	F37
30	13806	0	1450/1500+ TOUCoinc. Dmd Curr. Month Whole Month Rate 0 Data Set 11	2147483647 / -2147483648	1	F37
30	13809	0	1450/1500+ TOUCumul. Dmd Curr. Month Whole Month Rate 0 Data Set 11	4294967295 / 0	1	F14
30	13811	0	1450/1500+ TOUPeak Dmd Curr. Month Whole Month Rate 0 Data Set 12	2147483647 / -2147483648	1	F37
30	13812	0	1450/1500+ TOUCoinc. Dmd Curr. Month Whole Month Rate 0 Data Set 12	2147483647 / -2147483648	1	F37
30	13815	0	1450/1500+ TOUCumul. Dmd Curr. Month Whole Month Rate 0 Data Set 12	4294967295 / 0	1	F14
30	13817	0	1450/1500+ TOUPeak Dmd Curr. Month Whole Month Rate 0 Data Set 13	2147483647 / -2147483648	1	F37
30	13818	0	1450/1500+ TOUCoinc. Dmd Curr. Month Whole Month Rate 0 Data Set 13	2147483647 / -2147483648	1	F37
30	13821	0	1450/1500+ TOUCumul. Dmd Curr. Month Whole Month Rate 0 Data Set 13	4294967295 / 0	1	F14

OBJECT	EIG LINE	EIG POINT	Description	Range	Units	Type
30	13823	0	1450/1500+ TOUPeak Dmd Curr. Month Whole Month Rate 0 Data Set 14	2147483647 / -2147483648	1	F37
30	13824	0	1450/1500+ TOUCoinc. Dmd Curr. Month Whole Month Rate 0 Data Set 14	2147483647 / -2147483648	1	F37
30	13827	0	1450/1500+ TOUCumul. Dmd Curr. Month Whole Month Rate 0 Data Set 14	4294967295 / 0	1	F14
30	13829	0	1450/1500+ TOUPeak Dmd Curr. Month Whole Month Rate 0 Data Set 15	2147483647 / -2147483648	1	F37
30	13830	0	1450/1500+ TOUCoinc. Dmd Curr. Month Whole Month Rate 0 Data Set 15	2147483647 / -2147483648	1	F37
30	13833	0	1450/1500+ TOUCumul. Dmd Curr. Month Whole Month Rate 0 Data Set 15	4294967295 / 0	1	F14
30	13835	0	1450/1500+ TOUPeak Dmd Curr. Month Whole Month Rate 0 Data Set 16	2147483647 / -2147483648	1	F37
30	13836	0	1450/1500+ TOUCoinc. Dmd Curr. Month Whole Month Rate 0 Data Set 16	2147483647 / -2147483648	1	F37
30	13839	0	1450/1500+ TOUCumul. Dmd Curr. Month Whole Month Rate 0 Data Set 16	4294967295 / 0	1	F14
30	13841	0	1450/1500+ TOUPeak Dmd Curr. Month Whole Month Rate 1 Data Set 01	2147483647 / -2147483648	1	F37
30	13842	0	1450/1500+ TOUCoinc. Dmd Curr. Month Whole Month Rate 1 Data Set 01	2147483647 / -2147483648	1	F37
30	13845	0	1450/1500+ TOUCumul. Dmd Curr. Month Whole Month Rate 1 Data Set 01	4294967295 / 0	1	F14
30	13847	0	1450/1500+ TOUPeak Dmd Curr. Month Whole Month Rate 1 Data Set 02	2147483647 / -2147483648	1	F37
30	13848	0	1450/1500+ TOUCoinc. Dmd Curr. Month Whole Month Rate 1 Data Set 02	2147483647 / -2147483648	1	F37
30	13851	0	1450/1500+ TOUCumul. Dmd Curr. Month Whole Month Rate 1 Data Set 02	4294967295 / 0	1	F14
30	13853	0	1450/1500+ TOUPeak Dmd Curr. Month Whole Month Rate 1 Data Set 03	2147483647 / -2147483648	1	F37
30	13854	0	1450/1500+ TOUCoinc. Dmd Curr. Month Whole Month Rate 1 Data Set 03	2147483647 / -2147483648	1	F37
30	13857	0	1450/1500+ TOUCumul. Dmd Curr. Month Whole Month Rate 1 Data Set 03	4294967295 / 0	1	F14
30	13859	0	1450/1500+ TOUPeak Dmd Curr. Month Whole Month Rate 1 Data Set 04	2147483647 / -2147483648	1	F37
30	13860	0	1450/1500+ TOUCoinc. Dmd Curr. Month Whole Month Rate 1 Data Set 04	2147483647 / -2147483648	1	F37
30	13863	0	1450/1500+ TOUCumul. Dmd Curr. Month Whole Month Rate 1 Data Set 04	4294967295 / 0	1	F14
30	13865	0	1450/1500+ TOUPeak Dmd Curr. Month Whole Month Rate 1 Data Set 05	2147483647 / -2147483648	1	F37
30	13866	0	1450/1500+ TOUCoinc. Dmd Curr. Month Whole Month Rate 1 Data Set 05	2147483647 / -2147483648	1	F37
30	13869	0	1450/1500+ TOUCumul. Dmd Curr. Month Whole Month Rate 1 Data Set 05	4294967295 / 0	1	F14
30	13871	0	1450/1500+ TOUPeak Dmd Curr. Month Whole Month Rate 1 Data Set 06	2147483647 / -2147483648	1	F37
30	13872	0	1450/1500+ TOUCoinc. Dmd Curr. Month Whole Month Rate 1 Data Set 06	2147483647 / -2147483648	1	F37
30	13875	0	1450/1500+ TOUCumul. Dmd Curr. Month Whole Month Rate 1 Data Set 06	4294967295 / 0	1	F14
30	13877	0	1450/1500+ TOUPeak Dmd Curr. Month Whole Month Rate 1 Data Set 07	2147483647 / -2147483648	1	F37
30	13878	0	1450/1500+ TOUCoinc. Dmd Curr. Month Whole Month Rate 1 Data Set 07	2147483647 / -2147483648	1	F37
30	13881	0	1450/1500+ TOUCumul. Dmd Curr. Month Whole Month Rate 1 Data Set 07	4294967295 / 0	1	F14
30	13883	0	1450/1500+ TOUPeak Dmd Curr. Month Whole Month Rate 1 Data Set 08	2147483647 / -2147483648	1	F37
30	13884	0	1450/1500+ TOUCoinc. Dmd Curr. Month Whole Month Rate 1 Data Set 08	2147483647 / -2147483648	1	F37
30	13887	0	1450/1500+ TOUCumul. Dmd Curr. Month Whole Month Rate 1 Data Set 08	4294967295 / 0	1	F14
30	13889	0	1450/1500+ TOUPeak Dmd Curr. Month Whole Month Rate 1 Data Set 09	2147483647 / -2147483648	1	F37
30	13890	0	1450/1500+ TOUCoinc. Dmd Curr. Month Whole Month Rate 1 Data Set 09	2147483647 / -2147483648	1	F37
30	13893	0	1450/1500+ TOUCumul. Dmd Curr. Month Whole Month Rate 1 Data Set 09	4294967295 / 0	1	F14
30	13895	0	1450/1500+ TOUPeak Dmd Curr. Month Whole Month Rate 1 Data Set 10	2147483647 / -2147483648	1	F37

OBJECT	EIG LINE	EIG POINT	Description	Range	Units	Type
30	13896	0	1450/1500+ TOUCoinc. Dmd Curr. Month Whole Month Rate 1 Data Set 10	2147483647 / -2147483648	1	F37
30	13899	0	1450/1500+ TOUCumul. Dmd Curr. Month Whole Month Rate 1 Data Set 10	4294967295 / 0	1	F14
30	13901	0	1450/1500+ TOUPeak Dmd Curr. Month Whole Month Rate 1 Data Set 11	2147483647 / -2147483648	1	F37
30	13902	0	1450/1500+ TOUCoinc. Dmd Curr. Month Whole Month Rate 1 Data Set 11	2147483647 / -2147483648	1	F37
30	13905	0	1450/1500+ TOUCumul. Dmd Curr. Month Whole Month Rate 1 Data Set 11	4294967295 / 0	1	F14
30	13907	0	1450/1500+ TOUPeak Dmd Curr. Month Whole Month Rate 1 Data Set 12	2147483647 / -2147483648	1	F37
30	13908	0	1450/1500+ TOUCoinc. Dmd Curr. Month Whole Month Rate 1 Data Set 12	2147483647 / -2147483648	1	F37
30	13911	0	1450/1500+ TOUCumul. Dmd Curr. Month Whole Month Rate 1 Data Set 12	4294967295 / 0	1	F14
30	13913	0	1450/1500+ TOUPeak Dmd Curr. Month Whole Month Rate 1 Data Set 13	2147483647 / -2147483648	1	F37
30	13914	0	1450/1500+ TOUCoinc. Dmd Curr. Month Whole Month Rate 1 Data Set 13	2147483647 / -2147483648	1	F37
30	13917	0	1450/1500+ TOUCumul. Dmd Curr. Month Whole Month Rate 1 Data Set 13	4294967295 / 0	1	F14
30	13919	0	1450/1500+ TOUPeak Dmd Curr. Month Whole Month Rate 1 Data Set 14	2147483647 / -2147483648	1	F37
30	13920	0	1450/1500+ TOUCoinc. Dmd Curr. Month Whole Month Rate 1 Data Set 14	2147483647 / -2147483648	1	F37
30	13923	0	1450/1500+ TOUCumul. Dmd Curr. Month Whole Month Rate 1 Data Set 14	4294967295 / 0	1	F14
30	13925	0	1450/1500+ TOUPeak Dmd Curr. Month Whole Month Rate 1 Data Set 15	2147483647 / -2147483648	1	F37
30	13926	0	1450/1500+ TOUCoinc. Dmd Curr. Month Whole Month Rate 1 Data Set 15	2147483647 / -2147483648	1	F37
30	13929	0	1450/1500+ TOUCumul. Dmd Curr. Month Whole Month Rate 1 Data Set 15	4294967295 / 0	1	F14
30	13931	0	1450/1500+ TOUPeak Dmd Curr. Month Whole Month Rate 1 Data Set 16	2147483647 / -2147483648	1	F37
30	13932	0	1450/1500+ TOUCoinc. Dmd Curr. Month Whole Month Rate 1 Data Set 16	2147483647 / -2147483648	1	F37
30	13935	0	1450/1500+ TOUCumul. Dmd Curr. Month Whole Month Rate 1 Data Set 16	4294967295 / 0	1	F14
30	13937	0	1450/1500+ TOUPeak Dmd Curr. Month Whole Month Rate 2 Data Set 01	2147483647 / -2147483648	1	F37
30	13938	0	1450/1500+ TOUCoinc. Dmd Curr. Month Whole Month Rate 2 Data Set 01	2147483647 / -2147483648	1	F37
30	13941	0	1450/1500+ TOUCumul. Dmd Curr. Month Whole Month Rate 2 Data Set 01	4294967295 / 0	1	F14
30	13943	0	1450/1500+ TOUPeak Dmd Curr. Month Whole Month Rate 2 Data Set 02	2147483647 / -2147483648	1	F37
30	13944	0	1450/1500+ TOUCoinc. Dmd Curr. Month Whole Month Rate 2 Data Set 02	2147483647 / -2147483648	1	F37
30	13947	0	1450/1500+ TOUCumul. Dmd Curr. Month Whole Month Rate 2 Data Set 02	4294967295 / 0	1	F14
30	13949	0	1450/1500+ TOUPeak Dmd Curr. Month Whole Month Rate 2 Data Set 03	2147483647 / -2147483648	1	F37
30	13950	0	1450/1500+ TOUCoinc. Dmd Curr. Month Whole Month Rate 2 Data Set 03	2147483647 / -2147483648	1	F37
30	13953	0	1450/1500+ TOUCumul. Dmd Curr. Month Whole Month Rate 2 Data Set 03	4294967295 / 0	1	F14
30	13955	0	1450/1500+ TOUPeak Dmd Curr. Month Whole Month Rate 2 Data Set 04	2147483647 / -2147483648	1	F37
30	13956	0	1450/1500+ TOUCoinc. Dmd Curr. Month Whole Month Rate 2 Data Set 04	2147483647 / -2147483648	1	F37
30	13959	0	1450/1500+ TOUCumul. Dmd Curr. Month Whole Month Rate 2 Data Set 04	4294967295 / 0	1	F14
30	13961	0	1450/1500+ TOUPeak Dmd Curr. Month Whole Month Rate 2 Data Set 05	2147483647 / -2147483648	1	F37
30	13962	0	1450/1500+ TOUCoinc. Dmd Curr. Month Whole Month Rate 2 Data Set 05	2147483647 / -2147483648	1	F37
30	13965	0	1450/1500+ TOUCumul. Dmd Curr. Month Whole Month Rate 2 Data Set 05	4294967295 / 0	1	F14
30	13967	0	1450/1500+ TOUPeak Dmd Curr. Month Whole Month Rate 2 Data Set 06	2147483647 / -2147483648	1	F37
30	13968	0	1450/1500+ TOUCoinc. Dmd Curr. Month Whole Month Rate 2 Data Set 06	2147483647 / -2147483648	1	F37

OBJECT	EIG LINE	EIG POINT	Description	Range	Units	Type
30	13971	0	1450/1500+ TOUCumul. Dmd Curr. Month Whole Month Rate 2 Data Set 06	4294967295 / 0	1	F14
30	13973	0	1450/1500+ TOUPeak Dmd Curr. Month Whole Month Rate 2 Data Set 07	2147483647 / -2147483648	1	F37
30	13974	0	1450/1500+ TOUCoinc. Dmd Curr. Month Whole Month Rate 2 Data Set 07	2147483647 / -2147483648	1	F37
30	13977	0	1450/1500+ TOUCumul. Dmd Curr. Month Whole Month Rate 2 Data Set 07	4294967295 / 0	1	F14
30	13979	0	1450/1500+ TOUPeak Dmd Curr. Month Whole Month Rate 2 Data Set 08	2147483647 / -2147483648	1	F37
30	13980	0	1450/1500+ TOUCoinc. Dmd Curr. Month Whole Month Rate 2 Data Set 08	2147483647 / -2147483648	1	F37
30	13983	0	1450/1500+ TOUCumul. Dmd Curr. Month Whole Month Rate 2 Data Set 08	4294967295 / 0	1	F14
30	13985	0	1450/1500+ TOUPeak Dmd Curr. Month Whole Month Rate 2 Data Set 09	2147483647 / -2147483648	1	F37
30	13986	0	1450/1500+ TOUCoinc. Dmd Curr. Month Whole Month Rate 2 Data Set 09	2147483647 / -2147483648	1	F37
30	13989	0	1450/1500+ TOUCumul. Dmd Curr. Month Whole Month Rate 2 Data Set 09	4294967295 / 0	1	F14
30	13991	0	1450/1500+ TOUPeak Dmd Curr. Month Whole Month Rate 2 Data Set 10	2147483647 / -2147483648	1	F37
30	13992	0	1450/1500+ TOUCoinc. Dmd Curr. Month Whole Month Rate 2 Data Set 10	2147483647 / -2147483648	1	F37
30	13995	0	1450/1500+ TOUCumul. Dmd Curr. Month Whole Month Rate 2 Data Set 10	4294967295 / 0	1	F14
30	13997	0	1450/1500+ TOUPeak Dmd Curr. Month Whole Month Rate 2 Data Set 11	2147483647 / -2147483648	1	F37
30	13998	0	1450/1500+ TOUCoinc. Dmd Curr. Month Whole Month Rate 2 Data Set 11	2147483647 / -2147483648	1	F37
30	14001	0	1450/1500+ TOUCumul. Dmd Curr. Month Whole Month Rate 2 Data Set 11	4294967295 / 0	1	F14
30	14003	0	1450/1500+ TOUPeak Dmd Curr. Month Whole Month Rate 2 Data Set 12	2147483647 / -2147483648	1	F37
30	14004	0	1450/1500+ TOUCoinc. Dmd Curr. Month Whole Month Rate 2 Data Set 12	2147483647 / -2147483648	1	F37
30	14007	0	1450/1500+ TOUCumul. Dmd Curr. Month Whole Month Rate 2 Data Set 12	4294967295 / 0	1	F14
30	14009	0	1450/1500+ TOUPeak Dmd Curr. Month Whole Month Rate 2 Data Set 13	2147483647 / -2147483648	1	F37
30	14010	0	1450/1500+ TOUCoinc. Dmd Curr. Month Whole Month Rate 2 Data Set 13	2147483647 / -2147483648	1	F37
30	14013	0	1450/1500+ TOUCumul. Dmd Curr. Month Whole Month Rate 2 Data Set 13	4294967295 / 0	1	F14
30	14015	0	1450/1500+ TOUPeak Dmd Curr. Month Whole Month Rate 2 Data Set 14	2147483647 / -2147483648	1	F37
30	14016	0	1450/1500+ TOUCoinc. Dmd Curr. Month Whole Month Rate 2 Data Set 14	2147483647 / -2147483648	1	F37
30	14019	0	1450/1500+ TOUCumul. Dmd Curr. Month Whole Month Rate 2 Data Set 14	4294967295 / 0	1	F14
30	14021	0	1450/1500+ TOUPeak Dmd Curr. Month Whole Month Rate 2 Data Set 15	2147483647 / -2147483648	1	F37
30	14022	0	1450/1500+ TOUCoinc. Dmd Curr. Month Whole Month Rate 2 Data Set 15	2147483647 / -2147483648	1	F37
30	14025	0	1450/1500+ TOUCumul. Dmd Curr. Month Whole Month Rate 2 Data Set 15	4294967295 / 0	1	F14
30	14027	0	1450/1500+ TOUPeak Dmd Curr. Month Whole Month Rate 2 Data Set 16	2147483647 / -2147483648	1	F37
30	14028	0	1450/1500+ TOUCoinc. Dmd Curr. Month Whole Month Rate 2 Data Set 16	2147483647 / -2147483648	1	F37
30	14031	0	1450/1500+ TOUCumul. Dmd Curr. Month Whole Month Rate 2 Data Set 16	4294967295 / 0	1	F14
30	14033	0	1450/1500+ TOUPeak Dmd Curr. Month Whole Month Rate 3 Data Set 01	2147483647 / -2147483648	1	F37
30	14034	0	1450/1500+ TOUCoinc. Dmd Curr. Month Whole Month Rate 3 Data Set 01	2147483647 / -2147483648	1	F37
30	14037	0	1450/1500+ TOUCumul. Dmd Curr. Month Whole Month Rate 3 Data Set 01	4294967295 / 0	1	F14
30	14039	0	1450/1500+ TOUPeak Dmd Curr. Month Whole Month Rate 3 Data Set 02	2147483647 / -2147483648	1	F37
30	14040	0	1450/1500+ TOUCoinc. Dmd Curr. Month Whole Month Rate 3 Data Set 02	2147483647 / -2147483648	1	F37
30	14043	0	1450/1500+ TOUCumul. Dmd Curr. Month Whole Month Rate 3 Data Set 02	4294967295 / 0	1	F14

OBJECT	EIG LINE	EIG POINT	Description	Range	Units	Type
30	14045	0	1450/1500+ TOUPeak Dmd Curr. Month Whole Month Rate 3 Data Set 03	2147483647 / -2147483648	1	F37
30	14046	0	1450/1500+ TOUCoinc. Dmd Curr. Month Whole Month Rate 3 Data Set 03	2147483647 / -2147483648	1	F37
30	14049	0	1450/1500+ TOUCumul. Dmd Curr. Month Whole Month Rate 3 Data Set 03	4294967295 / 0	1	F14
30	14051	0	1450/1500+ TOUPeak Dmd Curr. Month Whole Month Rate 3 Data Set 04	2147483647 / -2147483648	1	F37
30	14052	0	1450/1500+ TOUCoinc. Dmd Curr. Month Whole Month Rate 3 Data Set 04	2147483647 / -2147483648	1	F37
30	14055	0	1450/1500+ TOUCumul. Dmd Curr. Month Whole Month Rate 3 Data Set 04	4294967295 / 0	1	F14
30	14057	0	1450/1500+ TOUPeak Dmd Curr. Month Whole Month Rate 3 Data Set 05	2147483647 / -2147483648	1	F37
30	14058	0	1450/1500+ TOUCoinc. Dmd Curr. Month Whole Month Rate 3 Data Set 05	2147483647 / -2147483648	1	F37
30	14061	0	1450/1500+ TOUCumul. Dmd Curr. Month Whole Month Rate 3 Data Set 05	4294967295 / 0	1	F14
30	14063	0	1450/1500+ TOUPeak Dmd Curr. Month Whole Month Rate 3 Data Set 06	2147483647 / -2147483648	1	F37
30	14064	0	1450/1500+ TOUCoinc. Dmd Curr. Month Whole Month Rate 3 Data Set 06	2147483647 / -2147483648	1	F37
30	14067	0	1450/1500+ TOUCumul. Dmd Curr. Month Whole Month Rate 3 Data Set 06	4294967295 / 0	1	F14
30	14069	0	1450/1500+ TOUPeak Dmd Curr. Month Whole Month Rate 3 Data Set 07	2147483647 / -2147483648	1	F37
30	14070	0	1450/1500+ TOUCoinc. Dmd Curr. Month Whole Month Rate 3 Data Set 07	2147483647 / -2147483648	1	F37
30	14073	0	1450/1500+ TOUCumul. Dmd Curr. Month Whole Month Rate 3 Data Set 07	4294967295 / 0	1	F14
30	14075	0	1450/1500+ TOUPeak Dmd Curr. Month Whole Month Rate 3 Data Set 08	2147483647 / -2147483648	1	F37
30	14076	0	1450/1500+ TOUCoinc. Dmd Curr. Month Whole Month Rate 3 Data Set 08	2147483647 / -2147483648	1	F37
30	14079	0	1450/1500+ TOUCumul. Dmd Curr. Month Whole Month Rate 3 Data Set 08	4294967295 / 0	1	F14
30	14081	0	1450/1500+ TOUPeak Dmd Curr. Month Whole Month Rate 3 Data Set 09	2147483647 / -2147483648	1	F37
30	14082	0	1450/1500+ TOUCoinc. Dmd Curr. Month Whole Month Rate 3 Data Set 09	2147483647 / -2147483648	1	F37
30	14085	0	1450/1500+ TOUCumul. Dmd Curr. Month Whole Month Rate 3 Data Set 09	4294967295 / 0	1	F14
30	14087	0	1450/1500+ TOUPeak Dmd Curr. Month Whole Month Rate 3 Data Set 10	2147483647 / -2147483648	1	F37
30	14088	0	1450/1500+ TOUCoinc. Dmd Curr. Month Whole Month Rate 3 Data Set 10	2147483647 / -2147483648	1	F37
30	14091	0	1450/1500+ TOUCumul. Dmd Curr. Month Whole Month Rate 3 Data Set 10	4294967295 / 0	1	F14
30	14093	0	1450/1500+ TOUPeak Dmd Curr. Month Whole Month Rate 3 Data Set 11	2147483647 / -2147483648	1	F37
30	14094	0	1450/1500+ TOUCoinc. Dmd Curr. Month Whole Month Rate 3 Data Set 11	2147483647 / -2147483648	1	F37
30	14097	0	1450/1500+ TOUCumul. Dmd Curr. Month Whole Month Rate 3 Data Set 11	4294967295 / 0	1	F14
30	14099	0	1450/1500+ TOUPeak Dmd Curr. Month Whole Month Rate 3 Data Set 12	2147483647 / -2147483648	1	F37
30	14100	0	1450/1500+ TOUCoinc. Dmd Curr. Month Whole Month Rate 3 Data Set 12	2147483647 / -2147483648	1	F37
30	14103	0	1450/1500+ TOUCumul. Dmd Curr. Month Whole Month Rate 3 Data Set 12	4294967295 / 0	1	F14
30	14105	0	1450/1500+ TOUPeak Dmd Curr. Month Whole Month Rate 3 Data Set 13	2147483647 / -2147483648	1	F37
30	14106	0	1450/1500+ TOUCoinc. Dmd Curr. Month Whole Month Rate 3 Data Set 13	2147483647 / -2147483648	1	F37
30	14109	0	1450/1500+ TOUCumul. Dmd Curr. Month Whole Month Rate 3 Data Set 13	4294967295 / 0	1	F14
30	14111	0	1450/1500+ TOUPeak Dmd Curr. Month Whole Month Rate 3 Data Set 14	2147483647 / -2147483648	1	F37
30	14112	0	1450/1500+ TOUCoinc. Dmd Curr. Month Whole Month Rate 3 Data Set 14	2147483647 / -2147483648	1	F37
30	14115	0	1450/1500+ TOUCumul. Dmd Curr. Month Whole Month Rate 3 Data Set 14	4294967295 / 0	1	F14
30	14117	0	1450/1500+ TOUPeak Dmd Curr. Month Whole Month Rate 3 Data Set 15	2147483647 / -2147483648	1	F37

OBJECT	EIG LINE	EIG POINT	Description	Range	Units	Type
30	14118	0	1450/1500+ TOUCoinc. Dmd Curr. Month Whole Month Rate 3 Data Set 15	2147483647 / -2147483648	1	F37
30	14121	0	1450/1500+ TOUCumul. Dmd Curr. Month Whole Month Rate 3 Data Set 15	4294967295 / 0	1	F14
30	14123	0	1450/1500+ TOUPeak Dmd Curr. Month Whole Month Rate 3 Data Set 16	2147483647 / -2147483648	1	F37
30	14124	0	1450/1500+ TOUCoinc. Dmd Curr. Month Whole Month Rate 3 Data Set 16	2147483647 / -2147483648	1	F37
30	14127	0	1450/1500+ TOUCumul. Dmd Curr. Month Whole Month Rate 3 Data Set 16	4294967295 / 0	1	F14
30	14129	0	1450/1500+ TOUPeak Dmd Curr. Month Whole Month Rate 4 Data Set 01	2147483647 / -2147483648	1	F37
30	14130	0	1450/1500+ TOUCoinc. Dmd Curr. Month Whole Month Rate 4 Data Set 01	2147483647 / -2147483648	1	F37
30	14133	0	1450/1500+ TOUCumul. Dmd Curr. Month Whole Month Rate 4 Data Set 01	4294967295 / 0	1	F14
30	14135	0	1450/1500+ TOUPeak Dmd Curr. Month Whole Month Rate 4 Data Set 02	2147483647 / -2147483648	1	F37
30	14136	0	1450/1500+ TOUCoinc. Dmd Curr. Month Whole Month Rate 4 Data Set 02	2147483647 / -2147483648	1	F37
30	14139	0	1450/1500+ TOUCumul. Dmd Curr. Month Whole Month Rate 4 Data Set 02	4294967295 / 0	1	F14
30	14141	0	1450/1500+ TOUPeak Dmd Curr. Month Whole Month Rate 4 Data Set 03	2147483647 / -2147483648	1	F37
30	14142	0	1450/1500+ TOUCoinc. Dmd Curr. Month Whole Month Rate 4 Data Set 03	2147483647 / -2147483648	1	F37
30	14145	0	1450/1500+ TOUCumul. Dmd Curr. Month Whole Month Rate 4 Data Set 03	4294967295 / 0	1	F14
30	14147	0	1450/1500+ TOUPeak Dmd Curr. Month Whole Month Rate 4 Data Set 04	2147483647 / -2147483648	1	F37
30	14148	0	1450/1500+ TOUCoinc. Dmd Curr. Month Whole Month Rate 4 Data Set 04	2147483647 / -2147483648	1	F37
30	14151	0	1450/1500+ TOUCumul. Dmd Curr. Month Whole Month Rate 4 Data Set 04	4294967295 / 0	1	F14
30	14153	0	1450/1500+ TOUPeak Dmd Curr. Month Whole Month Rate 4 Data Set 05	2147483647 / -2147483648	1	F37
30	14154	0	1450/1500+ TOUCoinc. Dmd Curr. Month Whole Month Rate 4 Data Set 05	2147483647 / -2147483648	1	F37
30	14157	0	1450/1500+ TOUCumul. Dmd Curr. Month Whole Month Rate 4 Data Set 05	4294967295 / 0	1	F14
30	14159	0	1450/1500+ TOUPeak Dmd Curr. Month Whole Month Rate 4 Data Set 06	2147483647 / -2147483648	1	F37
30	14160	0	1450/1500+ TOUCoinc. Dmd Curr. Month Whole Month Rate 4 Data Set 06	2147483647 / -2147483648	1	F37
30	14163	0	1450/1500+ TOUCumul. Dmd Curr. Month Whole Month Rate 4 Data Set 06	4294967295 / 0	1	F14
30	14165	0	1450/1500+ TOUPeak Dmd Curr. Month Whole Month Rate 4 Data Set 07	2147483647 / -2147483648	1	F37
30	14166	0	1450/1500+ TOUCoinc. Dmd Curr. Month Whole Month Rate 4 Data Set 07	2147483647 / -2147483648	1	F37
30	14169	0	1450/1500+ TOUCumul. Dmd Curr. Month Whole Month Rate 4 Data Set 07	4294967295 / 0	1	F14
30	14171	0	1450/1500+ TOUPeak Dmd Curr. Month Whole Month Rate 4 Data Set 08	2147483647 / -2147483648	1	F37
30	14172	0	1450/1500+ TOUCoinc. Dmd Curr. Month Whole Month Rate 4 Data Set 08	2147483647 / -2147483648	1	F37
30	14175	0	1450/1500+ TOUCumul. Dmd Curr. Month Whole Month Rate 4 Data Set 08	4294967295 / 0	1	F14
30	14177	0	1450/1500+ TOUPeak Dmd Curr. Month Whole Month Rate 4 Data Set 09	2147483647 / -2147483648	1	F37
30	14178	0	1450/1500+ TOUCoinc. Dmd Curr. Month Whole Month Rate 4 Data Set 09	2147483647 / -2147483648	1	F37
30	14181	0	1450/1500+ TOUCumul. Dmd Curr. Month Whole Month Rate 4 Data Set 09	4294967295 / 0	1	F14
30	14183	0	1450/1500+ TOUPeak Dmd Curr. Month Whole Month Rate 4 Data Set 10	2147483647 / -2147483648	1	F37
30	14184	0	1450/1500+ TOUCoinc. Dmd Curr. Month Whole Month Rate 4 Data Set 10	2147483647 / -2147483648	1	F37
30	14187	0	1450/1500+ TOUCumul. Dmd Curr. Month Whole Month Rate 4 Data Set 10	4294967295 / 0	1	F14
30	14189	0	1450/1500+ TOUPeak Dmd Curr. Month Whole Month Rate 4 Data Set 11	2147483647 / -2147483648	1	F37
30	14190	0	1450/1500+ TOUCoinc. Dmd Curr. Month Whole Month Rate 4 Data Set 11	2147483647 / -2147483648	1	F37



OBJECT	EIG LINE	EIG POINT	Description	Range	Units	Type
30	14193	0	1450/1500+ TOUCumul. Dmd Curr. Month Whole Month Rate 4 Data Set 11	4294967295 / 0	1	F14
30	14195	0	1450/1500+ TOUPeak Dmd Curr. Month Whole Month Rate 4 Data Set 12	2147483647 / -2147483648	1	F37
30	14196	0	1450/1500+ TOUCoinc. Dmd Curr. Month Whole Month Rate 4 Data Set 12	2147483647 / -2147483648	1	F37
30	14199	0	1450/1500+ TOUCumul. Dmd Curr. Month Whole Month Rate 4 Data Set 12	4294967295 / 0	1	F14
30	14201	0	1450/1500+ TOUPeak Dmd Curr. Month Whole Month Rate 4 Data Set 13	2147483647 / -2147483648	1	F37
30	14202	0	1450/1500+ TOUCoinc. Dmd Curr. Month Whole Month Rate 4 Data Set 13	2147483647 / -2147483648	1	F37
30	14205	0	1450/1500+ TOUCumul. Dmd Curr. Month Whole Month Rate 4 Data Set 13	4294967295 / 0	1	F14
30	14207	0	1450/1500+ TOUPeak Dmd Curr. Month Whole Month Rate 4 Data Set 14	2147483647 / -2147483648	1	F37
30	14208	0	1450/1500+ TOUCoinc. Dmd Curr. Month Whole Month Rate 4 Data Set 14	2147483647 / -2147483648	1	F37
30	14211	0	1450/1500+ TOUCumul. Dmd Curr. Month Whole Month Rate 4 Data Set 14	4294967295 / 0	1	F14
30	14213	0	1450/1500+ TOUPeak Dmd Curr. Month Whole Month Rate 4 Data Set 15	2147483647 / -2147483648	1	F37
30	14214	0	1450/1500+ TOUCoinc. Dmd Curr. Month Whole Month Rate 4 Data Set 15	2147483647 / -2147483648	1	F37
30	14217	0	1450/1500+ TOUCumul. Dmd Curr. Month Whole Month Rate 4 Data Set 15	4294967295 / 0	1	F14
30	14219	0	1450/1500+ TOUPeak Dmd Curr. Month Whole Month Rate 4 Data Set 16	2147483647 / -2147483648	1	F37
30	14220	0	1450/1500+ TOUCoinc. Dmd Curr. Month Whole Month Rate 4 Data Set 16	2147483647 / -2147483648	1	F37
30	14223	0	1450/1500+ TOUCumul. Dmd Curr. Month Whole Month Rate 4 Data Set 16	4294967295 / 0	1	F14

OBJECT	EIG LINE	EIG POINT	Description	Range	Units	Type
<b>NOTE for the Nexus® 1500/1500+ meters: Reset will put the meter in Boot mode. In order to keep the meter in Boot mode with its default Communication settings, press the Backlight button on the meter's front panel for at least 3 seconds after it restarts.</b>						

## CHAPTER 8

---

### Communication Data Formats

This chapter expands upon information listed in the Nexus® meter's DNP Object Mapping (Chapter 7). The F Types shown here refer to the value in the Object Mapping's "Type" column.

#### 8.1: Type F1 - Day of Week

This point contains a 16-bit number, associated with the days of the week as follows:

Value	Current Day of the Week
0001H	Sunday
0002H	Monday
0003H	Tuesday
0004H	Wednesday
0005H	Thursday
0006H	Friday
0007H	Saturday

#### 8.2: Type F2 - Internal Inputs - High Speed Sampling - Delta

These points indicate whether a High Speed Digital Input, sampled at the rate of waveform capture, changed state during the last cycle. A bit value of 1 indicates a change occurred; a bit value of 0 indicates no change occurred.

**Example:**

Object 1, Indexes 0-7, HSI Delta Inputs, might contain the following data:

<b>Index</b>	0	1	2	3	4	5	6	7
<b>Values</b>	0	0	0	0	0	1	0	0
<b>HSI Delta</b>	1	2	3	4	5	6	7	8
<b>Meaning</b>						Change		
<b>Interpretation</b>	Input 6 changed state at least once during the last cycle.							

### 8.3: Type F3: Internal Inputs - High Speed Sampling - Current State

These points indicate whether a High Speed Digital Input, sampled at the rate of waveform capture, is open or closed. A bit value of 1 indicates open; a bit value of 0 indicates closed.

**Example:**

Object 1, Indexes 8-15, HSI Current State Inputs, might contain the following data:

<b>Index</b>	8	9	10	11	12	13	14	15
<b>Values</b>	0	1	1	0	0	0	0	1
<b>HSI Current States</b>	1	2	3	4	5	6	7	8
<b>Meaning</b>	Closed	Open	Open	Closed	Closed	Closed	Closed	Open
<b>Interpretation</b>	Inputs 2, 3 and 8 are now open.							

### 8.4: Type F4 - Secondary Voltage, Current, VA, VAR, Watts or Flicker

This value can be in 16-bit format or 32-bit format.

**A value in 16 bit format may have the following characteristics:**

- Range: +3276.7 / 0.0 V sec
- +32.767 / 0.000 A sec
- +32767 / -0 VA sec
- +32767 / -32767 VAR sec, W sec
- +3276.7 / 0.0 Hz

- Unit: 0.1 V sec
- 0.001 A sec
- 1 VA, VAR, W sec
- 0.1 Hz

Each point contains a 16 bit signed (2's compliment) number. Positive values have the most significant bit clear and have the same magnitude as an unsigned integer. Negative values have the most significant bit set. The magnitude of a negative value is found by complementing (inverting) all of the bits and adding 1.

**Example:**

Object 30, Index 5, Tenth second Phase A Current might contain the following data:

<b>2 byte signed integer (Hex)</b>	00125H
<b>Most significant bit</b>	0
<b>2 byte integer (Decimal)</b>	+293
<b>0.001 Amp secondary</b>	+0.293 Amp secondary

Object 30, Index 16, Tenth second Phase A VAR, might contain the following data:

<b>2 byte signed integer (Hex)</b>	00125H
<b>Most significant bit</b>	0
<b>2 byte signed integer (Decimal)</b>	+293
<b>VAR secondary</b>	+293 VAR secondary

Object 30, Index 16, Tenth second Phase A VAR, might contain the following data:

<b>2 byte signed integer (Hex)</b>	OFEDBH
<b>Most significant bit</b>	1
<b>Compliment</b>	00124H
<b>Increment</b>	00125H
<b>2 byte signed integer (Decimal)</b>	-293
<b>VAR secondary</b>	-293 VAR secondary

**A value in 32 bit format may have the following characteristics:**

Range: +32768 / -32768  
 Unit: 1/65536 V, A, VA, VAR, W or Hz

Each point contains a 32 bit signed (2's compliment) number. Positive values have the most significant bit clear and have the same magnitude as an unsigned integer. Negative values have the most significant bit set. The magnitude of a negative value is found by complementing (inverting) all of the bits and adding 1.

**Example:**

Object 30, Index 16, Tenth second Phase A VAR might contain the following data:

<b>4 byte signed integer (Hex)</b>	00014000H
<b>Most significant bit</b>	0
<b>4 byte signed integer (Decimal)</b>	+81920
<b>1/65536 VAR secondary</b>	+1.25 VAR secondary

**Example:**

Object 30, Index 16, Tenth second Phase A VAR might contain the following data:

<b>4 byte signed integer (Hex)</b>	FFFE000H
<b>Most significant bit</b>	1
<b>Compliment</b>	00013FFFH
<b>Increment</b>	00014000H
<b>4 byte signed integer (Decimal)</b>	-81920
<b>1/65536 VAR secondary</b>	-1.25 VAR secondary

## 8.5: Type F5 - Power Factor

Range: 3.999 / 0.000

Unit: 0.001 PF

Each point contains a 16 bit unsigned number. This number varies from 0000H – 0F9FH, or 0 to 3999 in decimal. This representation allows for expressing Power Factor from 0 to 1 in the four quadrants, as follows: (When polled in 32-bit format, the upper 16-bit is returned as 0000H if positive, FFFFH if negative.)

Quadrant	Value		PF	Value		PF	Value		PF
	Hex	Dec		Hex	Dec		Hex	Dec	
<b>1</b>	0000H	0	0.000	01F4H	500	0.500	03E7H	999	0.999
<b>4</b>	03E8H	1000	1.000	05DCH	1500	0.500	07CFH	1999	0.001
<b>3</b>	07D0H	2000	0.000	09C4H	2500	0.500	0BB7H	2999	0.999
<b>2</b>	0BB8H	3000	1.000	0DACH	3500	0.500	0F9FH	3999	0.001

Application of sign and lead/lag labels (9CFH is -0.500 Lead or +0.500 Lag) depends on the Programmable Setting called Power Factor Labeling.

### Example:

Object 30, Index 25, Tenth second Phase A Power Factor, might contain the following data:

<b>Address</b>	00171
<b>Value</b>	0390H
<b>Decimal</b>	912
<b>PF</b>	Q1, 0.912

### Example:

Object 30, Index 25, Tenth second Phase A Power Factor, might contain the following data:

<b>Address</b>	00171
<b>Value</b>	0C10H
<b>Decimal</b>	3088
<b>PF</b>	Q2, 0.912

## 8.6: Type F6 - Angle

Range: +180 / -180  
Unit: 0.01 degree

Each point contains a 16 bit signed (2's compliment) number. Positive values have the most significant bit clear, and have the same magnitude as an unsigned integer. Negative values have the most significant bit set. The magnitude of a negative value is found by complimenting (inverting) all of the bits and adding 1. (When polled in 32-bit format, the upper 16-bit is returned as 0000H if positive, FFFFH if negative.)

**Example:**

Object 30, Index 29, Tenth second Phase A-N Voltage to Auxiliary Voltage Phase Angle, might contain the following data:

<b>Value</b>	08BBH
<b>Most significant bit</b>	0
<b>Decimal</b>	+223
<b>Angle</b>	+22.35 Degrees

**Example:**

Object 30, Index 29, Tenth second Phase A-N Voltage to Auxiliary Voltage Phase Angle, might contain the following data.

<b>Value</b>	F745H
<b>Most significant bit</b>	1
<b>Compliment</b>	08BAH
<b>Increment</b>	08BBH
<b>Decimal</b>	-2235
<b>Angle</b>	-22.35 Degrees

## 8.7: Type F7 - Percentage

Range: +327.67% / -  
327.68% Unit: 0.01%

Each point contains a 16 bit signed (2's compliment) number. Positive values have the most significant bit clear, and have the same magnitude as an unsigned integer. Negative values have the most significant bit set. The magnitude of a negative value is found by complimenting (inverting) all of the bits and adding 1. (When polled in 32-bit format, the upper 16-bit is returned as 0000H if positive, FFFFH if negative.)

### Example:

Object 30, Index 59, One second Voltage Imbalance, might contain the following data:

<b>Value</b>	08BBH
<b>Most significant bit</b>	0
<b>Decimal</b>	+2235
<b>Percent</b>	+22.35%

Object 30, Index 59, One second Voltage Imbalance, might contain the following data:

<b>Value</b>	F745H
<b>Most significant bit</b>	1
<b>Compliment</b>	08BAH
<b>Increment</b>	08BBH
<b>Decimal</b>	-2235
<b>Percent</b>	-22.35%

## 8.8: Type F8 - Energy Counter (Binary / Secondary)

Range: 4,294,967,295 / 0  
per unit

Unit:

Scaling value in the Communicator EXT™ software Programmable Settings will determine the unit. Scaling is used to select a unit in the power of 10. For example, 1 = x10, 2 = x100, etc. The scaling value can be 0 to 15.

- When the Scaling is 0, the units are 1 VAh, VARh or Wh secondary.
- When the Scaling is 1, the units are 10 VAh, VARh or Wh secondary.
- When the Scaling is 2, the units are 100 VAh, VARh or Wh secondary and so on.
- Internally, the Nexus® meter can have 9,999,999,999,999 / 0 VAh, VARh or Wh secondary. Each point contains a 4 byte unsigned integer.



**Example:**

Object 30, Index 0, VAh, might contain the following data:

<b>Index</b>	0
<b>4 byte unsigned integer</b>	06476164H
<b>Decimal</b>	105341284
<b>Scaling</b>	2
<b>Interpretation</b>	10,534,128,400 VAh secondary

When polled in 16 bit format, the lower 2-byte unsigned integer will return.

Object 30, Index 0, VAh, might contain the following data:

<b>Index</b>	0
<b>2 byte unsigned integer</b>	6164H
<b>Decimal</b>	24932
<b>Scaling</b>	2
<b>Interpretation</b>	2,493,200 VAh secondary

### 8.9: Type F9 - Phase Sequence

This point contains a 16 bit unsigned integer, associated with the Phase Sequence as follows: (When polled in 32-bit format, the upper 16 bit is returned as 0000H if positive, FFFFH if negative.)

<b>Value (Hex)</b>	<b>Phase Sequence</b>
0000H	A-B-C
0001H	C-B-A

### 8.10: Type F10 - Average Status

Each point contains a 16 bit unsigned integer, associated with the Average Status as follows: (When polled in 32-bit format, the upper 16 bit is returned as 0000H if positive, FFFFH if negative.)

<b>Value (Hex)</b>	<b>Average Status</b>
0000H	Not yet available
0001H	Available

## 8.11: Type F11 - Limit States

A bit value of 1 means that the particular limit has been passed; a bit value of 0 means that the particular limit has not been passed.

**Example:**

Object 1, Index 16-23, Limit States, Value 1 Comparison, 1-8, might contain the following data:

<b>Index</b>	16	17	18	19	20	21	22	23
<b>Values</b>	0	0	0	0	0	1	0	0
<b>Limit</b>	8	7	6	5	4	3	2	1
<b>Passed</b>	No	No	No	No	No	Yes	No	No
<b>Interpretation</b>	Limit 3 is currently passed; all others are not passed.							

## 8.12: Type F12 - Internal Inputs - Low Speed Sampling - Current State

Each point is associated with the eight Status Inputs, sampled at a rate of 100 times/ second and de-bounced, requiring 2 consecutive readings to indicate a changed state.

A bit value of 1 means the input is open; a bit value of 0 means the input is closed.

**Example:**

Object 1, Indexes 80-87, Low Speed Input States, might contain the following data:

<b>Index</b>	80	81	82	83	84	85	86	87
<b>Values</b>	0	1	0	1	0	0	0	1
<b>LS Input States</b>	1	2	3	4	5	6	7	8
<b>Meaning</b>	Closed	Open	Closed	Open	Closed	Closed	Closed	Open
<b>Interpretation</b>	Inputs 2, 4 and 8 are open; all other inputs are closed.							

### 8.13: Type F13 - External Digital Input States (Not used by the Nexus® 1500 meter)

Each point is associated with the eight External Digital Inputs in an External Digital Input Module.

A bit value of 1 means the input is open; a bit value of 0 means the input is closed.

**Example:**

Object 1, Indexes 88-95, Digital Input States, Module 1, might contain the following data:

<b>Index</b>	88	89	90	91	92	93	94	95
<b>Values</b>	0	1	0	1	0	0	0	1
<b>External Digital Input States</b>	1	2	3	4	5	6	7	8
<b>Meaning</b>	Closed	Open	Closed	Open	Closed	Closed	Closed	Open
<b>Interpretation</b>	Inputs 2, 4 and 8 are open; all other inputs are closed.							

### 8.14: Type F14 - External Input Accumulations / Cumulative Demand

Range: 4,294,967,295/0

Unit: Accumulated Transitions, Accumulated Primary Watts

Each point contains a 4 byte unsigned integer. Scaling is not necessary for this value: use 0 for Scaling.

**Example:**

Object 20, Index 10, Input Accumulation 1, Module 1, might contain the following data:

<b>Index</b>	5
<b>4 byte unsigned integer</b>	06476164H
<b>Decimal</b>	105341284
<b>Interpretation</b>	105,341,284 Accumulated Transitions

## 8.15: Type F15 - Energy Counter (Binary / Primary)

Range: 4,294,967,295 / 0 per unit

Unit:

Scaling value in the Communicator EXT™ software Programmable Settings will determine the unit. Scaling is used to select a unit in the power of 10. For example: 1 = x10, 2 = x100, etc. The Scaling Value can be 0 to 15.

- When the Scaling is 0, the units are 1 VAh, VARh or Wh secondary.
- When the Scaling is 1, the units are 10 VAh, VARh or Wh secondary.
- When the Scaling is 2, the units are 100 VAh, VARh or Wh secondary and so on.

Each point contains a 4 byte unsigned integer.

### Example:

Object 20, Index 37, Received Watthour (Quadrant 1 + 4), might contain the following data:

<b>Index</b>	37
<b>4 byte unsigned integer</b>	06476164H
<b>Decimal</b>	105341284
<b>Scaling</b>	2
<b>Interpretation</b>	2,493,200 Wh Primary

When polled in 16-bit format, the lower 2 byte unsigned integer will return.

Object 20, Index 37, Received Watthour (Quadrant 1 + 4), might contain the following data:

<b>Index</b>	37
<b>2 byte unsigned integer</b>	6164H
<b>Decimal</b>	24932
<b>Scaling</b>	2
<b>Interpretation</b>	2,493,200 Wh Primary

## 8.16: Type F16 - Average Select

Each point contains a 16-bit number associated with the selection of an average as follows: (When polled in 32-bit format, the upper 16-bit is returned as 0000H if positive, FFFFH if negative.)

Value	Average
0000H	Block Window
0001H	Rolling Window

## 8.17: Type F17 - CT/PT Ratio

Length: 2 Consecutive Points

Each pair of points represents a CT or PT Ratio. The first point is the numerator; the second point is the denominator. Each point contains a 4 byte unsigned integer. When polled in 16 bit format, only the lower 16-bit is returned.

### Example:

Object 30, Indexes 1815-1816, Time of Use Prior Season CT Ratio, might contain the following data:

Index	1815	1816
Values	000007D0H	0000005H
Decimal	2000	5
Meaning	2000:5	
Interpretation	A 2000 - to - 5 CT Ratio	

## 8.18: Type F18 - Block Window Average for Internal Inputs

Range: 4,294,967,295 / 0 per Unit

Unit:

Scaling value in the Communicator EXT™ software Programmable settings will determine the unit. Scaling is used to select a unit in the power of 10 (1=x10, 2=x100 and so on). Scaling value can be 0 to 15.

- When the Scaling is 0, the units are 1 VAh, VARh or Wh secondary.
- When the Scaling is 1, the units are 10 VAh, VARh or Wh secondary.
- When the Scaling is 2, the units are 100 VAh, VARh or Wh secondary and so on.
- Internally, Nexus® meters can have 18,446,744,073,709,551,615 / 0 VAh, VARh or Wh secondary. Each pair of points contains a 4 byte unsigned integer.

**Example:**

Object 20, Index 425, Block Window Average Internal Input 1, might contain the following data:

<b>Index</b>	<b>425</b>
<b>4 byte unsigned integer</b>	06476164H
<b>Decimal</b>	105341284
<b>Scaling</b>	2
<b>Interpretation</b>	10,534,128,400 Wh Primary

When polled in 16 bit format, the lower 2 byte unsigned integer will return.

Object 20, Index 425, Block Window Average Internal Input 1, might contain the following data:

<b>Index</b>	425
<b>2 byte unsigned integer</b>	6164H
<b>Decimal</b>	24932
<b>Scaling</b>	2
<b>Interpretation</b>	2,493,200 Wh Primary

## 8.19: Type F19 - Temperature

Range: +3276.78 C / - 3276.8 C

Unit: 0.1 degree C

This register contains a 16 bit signed (2's compliment) number. Positive values have the most significant bit clear and have the same magnitude as an unsigned integer. Negative values have the most significant bit set. The magnitude of a negative value is found by complementing (inverting) all of the bits and adding 1. (When polled in 32 bit format, the upper 16 bit is returned as 0000H if positive, FFFFH if negative.)

**Example:**

Object 30, Index 2048, Internal Temperature, might contain the following data:

<b>Value</b>	00DFH
<b>Most significant bit</b>	0
<b>Decimal</b>	+223
<b>Celsius</b>	+22.3 degree C

Object 30, Index 2048, Internal Temperature, might contain the following data:

<b>Value</b>	FF21H
<b>Most significant bit</b>	1
<b>Compliment</b>	00DEH
<b>Increment</b>	00DFH
<b>Decimal</b>	-223
<b>Celsius</b>	-22.3 degree C

## 8.20: Type F20 - Relay Logic States

Each point is associated with the 16 Limits or Relays.

A bit value of 1 means TRUE, while a bit value of 0 means FALSE. TRUE and FALSE result from the AND, OR, XOR, Hysteresis and NOT of two input values of 1 or 0.

### Example:

Object 1, Index 152-159, Relay Logic Input 1, Logic Tree 1-8, might contain the following data:

<b>Index</b>	<b>152</b>	<b>153</b>	<b>154</b>	<b>155</b>	<b>156</b>	<b>157</b>	<b>158</b>	<b>159</b>
<b>Values</b>	0	0	0	0	0	1	0	0
<b>Logic Tree</b>	8	7	6	5	4	3	2	1
<b>State</b>	False	False	False	False	False	True	False	False
<b>Interpretation</b>	The first input to Relay Logic Tree 6 is True; all others are False.							

## 8.21: Type F21 - Relay Delays

Each point contains an unsigned integer which is a count-down delay. A relay logic tree must be stable for the duration of the delay before triggering a relay. Delays are preloaded when the Gate G value changes. They are decremented every pass thereafter, until they reach zero.

(When polled in 32-bit format, the upper 16-bit is returned as 0000H if positive, FFFFH if negative.)

**Example:**

Object 30, Index 2081, Delay Timer, Relay 1, might contain the following data:

<b>Value</b>	04H
<b>Bytes</b>	04H
<b>Interpretation</b>	Relay 1 has 4 seconds of delay remaining.

## 8.22: Type F22 - Desired Relay States

Each point is associated with the 16 Relays.

A bit value of 1 means the relay should be energized (connected to Normal Open); a bit value of 0 means the relay should be de-energized (connected to Normal Close). These are states pending transmission to the relays.

**Example:**

Object 1, Indexes 392-399, Desired Relay States, Relays 1-8, might contain the following data:

<b>Index</b>	<b>392</b>	<b>393</b>	<b>394</b>	<b>395</b>	<b>396</b>	<b>397</b>	<b>398</b>	<b>399</b>
<b>Values</b>	0	0	0	0	0	1	0	0
<b>Relay</b>	8	7	6	5	4	3	2	1
<b>State</b>	NC	NC	NC	NC	NC	NO	NC	NC
<b>Interpretation</b>	Relay 3 should be energized; all others should be de-energized.							



## 8.23: Type F23 - Relay Pending Updates

Each point is associated with the 16 Relays.

A bit value of 1 means the relay needs to be updated; a bit value of 0 means the relay does not need to be updated.

**Example:**

Object 1, Indexes 408-415, Relay Pending Updates, Relays 1-8, might contain the following data:

Index	408	409	410	411	412	413	414	415
Values	0	0	0	0	0	1	0	0
Relay	8	7	6	5	4	3	2	1
State						Update		
Interpretation	Relay 3 needs to be updated.							

## 8.24: Type F24 -Shadowed Relay State

Each point is associated with the 16 Relays.

A bit value of 1 means the relay is energized (connected to Normal Open); a bit value of 0 means the relay is de-energized (connected to Normal Close). These are states not confirmed by a status poll of the external device.

**Example:**

Object 1, Indexes 424-431, Shadowed Relay States, Relays 1-8, might contain the following data:

Index	424	425	426	427	428	429	430	431
Values	0	0	0	0	0	1	0	0
Relay	8	7	6	5	4	3	2	1
State	NC	NC	NC	NC	NC	NO	NC	NC
Interpretation	Relay 3 is energized; all others are de-energized.							

## 8.25: Type F25 - Confirmed Polled Relay State

Each point is associated with the 16 Relays.

A bit value of 1 means the relay is energized (connected to Normal Open); a bit value of 0 means the relay is de-energized (connected to Normal Close). These states are confirmed by a status poll of the external device.

**Example:**

Object 10, Indexes 0-7, Confirmed Polled Relay States, Relays 1-8, might contain the following data:

Index	0	1	2	3	4	5	6	7
Values	0	0	0	0	0	1	0	0
Relay	1	2	3	4	5	6	7	8
State	NC	NC	NC	NC	NC	NO	NC	NC
Interpretation	Relay 6 is energized; all others are de-energized.							

## 8.26: Type F26 - Valid Flag for Confirmed Relay State

Each point is associated with the 16 Relays.

A bit value of 1 means the relay is valid; a bit value of 0 means the relay is invalid.

**Example:**

Object 1, Indexes 440-447, Valid Flag for Confirmed Relay States, Relays 1-8, might contain the following data:

Index	440	441	442	443	444	445	446	447
Values	1	1	1	1	0	0	0	0
Relay	8	7	6	5	4	3	2	1
Valid	Valid	Valid	Valid	Valid	Invalid	Invalid	Invalid	Invalid
Interpretation	Relays 5-8 have been polled - Confirmed States are valid.							

## 8.27: Type F27 - Locked Relay

Each point is associated with the 16 Relays.

A bit value of 1 means the relay is locked; a bit value of 0 means the relay is unlocked and Limits of Relay Logic Trees and Relays determine the state of the relay.

**Example:**

Object 1, Indexes 456-463, Confirmed Polled Relay States, Relays 1-8, might contain the following data:

<b>Index</b>	456	457	458	459	460	461	462	463
<b>Values</b>	0	0	0	0	0	1	0	0
<b>Relay</b>	8	7	6	5	4	3	2	1
<b>Locked</b>	No	No	No	No	No	Yes	No	No
<b>Interpretation</b>	Relay 3 is locked; all others are unlocked.							

## 8.28: Type F28 - Locked Relay State

Each point is associated with the 16 Relays.

A bit value of 1 means the relay is energized (connected to Normal Open); a bit value of 0 means the relay is de-energized (connected to Normal Close).

**Example:**

Object 1, Indexes 472-479, Confirmed Polled Relay States, Relays 1-8, might contain the following data:

<b>Index</b>	472	473	474	475	476	477	478	479
<b>Values</b>	0	0	0	0	0	1	0	0
<b>Relay</b>	8	7	6	5	4	3	2	1
<b>Locked</b>	NC	NC	NC	NC	NC	NO	NC	NC
<b>Interpretation</b>	Relay 3 is locked energized; all others (if locked) are locked de-energized.							

## 8.29: Type F29 - Action Points

Each point, when acted upon with a Control Relay Output Block, will perform a different function.

Index	Action
16	All Logs will be reset.
17	All Maximums will be reset.
18	All Minimums will be reset.
19	All Energy Readings will be reset.
20	Time of Use Data will be reset.
21	A waveform will be captured.
22	Pulse Accumulations will be reset.
23	For the 1252/1262/1272: the meter is temporarily switched to Boot Mode using default communication parameters of: Modbus RTU, Address 1, 9600 Baud, 8n1 on all ports. Communicator EXT™ software can flash update the Run- Time Code or Programmable Settings on this or any other COM Port at this time. If Flash updating does not take place for 30 seconds while in this mode, the meter returns to the regular Run-Time mode with the programmed settings on all ports. For the 1500/1500+: in order to keep the meter in Boot Mode with its default communication settings, press and hold the Backlight button on the front panel for at least 3 seconds once the meter restarts. For the 1450: the meter will restart.

### 8:30: Type F30 - NVRAM Battery Status (Not Used by the Nexus® 1450/1500/1500+ Meters)

For a Nexus® 1262/1272 meter using Mark II hardware and firmware and with optional memory installed, this bit reports the status of the battery. For the Nexus® 1252 meter, Mark I hardware or firmware or units with no memory, this bit is undefined.

A value of '0' indicates the battery is OK; a value of '1' indicates that the battery is not OK. Battery status is reevaluated on power-up and approximately every 24 hours thereafter.

### 8.31: Type F31 - Digital Input Modules Data States (Not Used by the Nexus® 1450/1500/1500+ Meters)

Each point is associated with the status of the data received from the Digital Input Modules.

A bit value of 0 means the data from this Digital Input Module is not yet valid; either the module is not yet present or has not yet been polled. A bit value of 1 means that the data from this Digital Input Module has been polled at least once and is valid.

**Example:**

Object 1, Indexes 504-511, Digital Input Modules Data States, might contain the following data:

Index	504	505	506	507	508	509	510	511
Values	0	0	0	0	0	0	0	1
Digital Input Module	None	None	None	None	4	3	2	1
Valid	Invalid	Invalid	Invalid	Invalid	Invalid	Invalid	Invalid	Valid
Interpretation	Data from Digital Input Module 1 is valid; data from Digital Input Modules 2-4 is not valid.							

### 8.32: Type F32 - Analog Input Modules Data States

Each point is associated with the status of the data received from the Analog Input Modules.

A bit value of 0 means that the data from this Analog Input Module is not yet valid; either the module is not present or has not yet been polled. A bit value of 1 means that the data from this Analog Input Module has been polled at least once and is valid.

**Example:**

Object 1, Indexes 520-527, Analog Input Modules Data States, might contain the following data:

<b>Index</b>	520	521	522	523	524	525	526	527
<b>Values</b>	0	0	0	0	0	1	0	1
<b>Analog Input Module 1 Inputs</b>	8	7	6	5	4	3	2	1
<b>Valid</b>	Invalid	Invalid	Invalid	Invalid	Invalid	Valid	Invalid	Valid
<b>Interpretation</b>	Data from Inputs 1, 3 of the Analog Input Module 1 are valid; data from other inputs of Analog Input Modules 1 are not valid.							

### 8.33: Type F33 - Accumulation / Energy in the Interval

Range: 65,535 / 0  
 Unit: VAh, VARh, Wh primary/secondary or pulses

Each point contains a 2 byte unsigned integer.  
 When polled in 32 bit format, the upper 16 bit is returned as 0000H.

**Example:**

Object 30, Index 2123, Total Vah (Quadrants 1+2+3+4) in the Interval, Secondary, might contain the following data:

<b>Value</b>	0647H
<b>Decimal</b>	1607
<b>VAh Secondary</b>	1607 VAh Secondary

### 8.34: Type F34 - Flicker Countdowns

Range: 65,535 / 0 seconds  
Unit: 1 second

Each point contains an unsigned integer which is a countdown in seconds until the end of a Flicker Interval, Short Term or Long Term..  
When polled in 32 bit format, the upper 16 bit is returned as 0000H.

**Example:**

Object 30, Index 2180, Sort Term Flicker Countdown, might contain the following data:

<b>Value</b>	0400H
<b>Decimal</b>	1024
<b>Interpretation</b>	1024 seconds remain until the next Short Term Flicker is computed.

### 8.35: Type F35 - Log Index

Range: 65,535 / 0  
Unit: 1 Unit

Each point contains a 2 byte unsigned integer which represents the First or Last Index for a given log. First Indexes represent the index of the first (oldest) record in a log. Last indexes represent the index of the last (newest) record in a log. The value of 0x0FFFF for the last index indicates that the log is empty. When polled in 32 bit format, the upper 16 bit is returned as 0000H.

### 8.36: Type F36 - Scaled Energy

Range: 99 / 0 through 999,999,999 / 0 (variable, 2-9 digits)

Unit:  $10^{-7}$  through  $10^6$  units (variable)

This register contains a 4 byte signed integer. The range and resolution of a given reading is controlled by programmable Energy Scale Settings, which govern both the range of the reading (from 2 to 9 digits) and the units of the reading from 7 decimal places of Wh ( $10^{-7}$ ) to no decimal places of MWh (106). Refer to Modbus data Type F65 for a description of the Scaled Energy Programmable Setting (Device Profile > Revenue & Energy Settings > Energy Scaling from the Communicator EXT™ software).

Example: Object 20, TOU Accumulator Current Month Whole Month Rate 0 Data Set 01

4 bytes signed integer (Hex)	075BCD15H
4 bytes integer (Decimal)	123456789

If the Programmable Settings indicated 5 decimal places of WH, then the interpreted value would be 1,234.56789 Wh. If the Programmable Settings indicated 0 decimal places of MWh, then the interpreted value would be 123,456,789 MWh.

In the table below, there is a set of examples that illustrates the conversion explained above.

<b>TOU Current Month Readings</b>	<b>ComEXT</b>	<b>DNP</b>	<b>Comments</b>
Total VAh	0425.537	0425537	scale settings: xxxx.xxx
-Wh	00054.08	0005408	scale settings: xxxxx.xx
-VARh	071.1	0711	scale settings: xxx.x

### 8.37: Note for F38 and F39

The Nexus® 1500+ meter's TOU peak and coincident demand are float numbers (Modbus data type format F120). Since some DNP software may not support float numbers, those number are converted to 32 bit integers before been retrieved via DNP. In addition, the coincident demand when related to PF is multiplied by 1000 before being converted to the integer. The DNP data type format for those readings is described in following sections 8.38 and 8.39.



### 8.38: Type F38 - Peak Demand/VAR Coincident Demand

Range: +2147483647 / - 2147483648

Unit: 1 VA, VAR, W

Example: Object 30, TOU Peak Demand Current Month Whole Month Rate 0 Data Set 01

4 byte signed integer (Hex)	0000007DH
Most significant bit	0
4 byte integer (Decimal)	+125
Peak demand	+125

### 8.39: Type F39 - Power Factor (PF) Coincident Demand

Range: +2147483.647 / - 2147483.648

Unit: 1/1000

Example: Object 30, TOU PF Coincident Demand Current Month Whole Month Rate 0 Data Set 01

4 bytes signed integer (Hex)	00000324H
Most significant bit	0
4 bytes integer (Decimal)	+804
1/1000 Power Factor	+0.804

In the table below, there is a set of examples that illustrates the conversions explained in Section 8.37.

<b>TOU Current Month Readings</b>	<b>ComEXT</b>	<b>DNP</b>	<b>Comments</b>
Total VAh (peak demand)	83.357	83	Convert float to integer
-Wh (peak demand)	50.229	50	Convert float to integer
-VARh (peak demand)	66.524	66	Convert float to integer
Coincident demand (-VAR)	66.524	66	Convert float to integer
Coincident demand (PF)	-0.602	-602	*1000 and convert float to integer
Coincident demand (-PF)	1.000	1000	*1000 and convert float to integer
Coincident demand (+PF)	0.602	602	*1000 and convert float to integer

## CHAPTER 9

### Additional Information for the Nexus® 1450 and 1500+ Meters

---

The Nexus® 1450 and 1500+ meters have some additional features that are supported by DNP.

- The 1500+ meter supports the Unsolicited Response feature.
- The 1450 and 1500+ meters have unique TOU registers.

This chapter explains these features.

#### 9.1: Unsolicited Response

Unsolicited responses are DNP messages the meter sends to the master device without having been asked for information. These messages are sent when a programmed event occurs. Once the message is sent, the meter keeps transmitting it until either: 1. the expected master device confirms the receipt of the message, or 2. the number of programmed retries has been reached.

You enable unsolicited response and program its parameters (causal event, number of retries, etc) in the meter's Device Profile, using Communicator EXT™ software. Instructions for programming the Unsolicited Response feature are given in Section 6.7 of this manual.

Once Unsolicited Response has been enabled and programmed in the meter, the meter reads the settings at startup. If it has been configured to send a null (empty) unsolicited response upon startup, it will do so at this time. Note that the null unsolicited response will be transmitted continuously (irrespective of the programmed number of retries), until the meter receives a message from the master device confirming receipt of the null unsolicited response.

Note that before unsolicited responses can be sent, the meter must receive a message with Function code 20 in it, from the master device. Also, when the meter receives a message from the master device with Function code 21 in it, unsolicited responses will no longer be sent.

#### 9.2: Time of Use (TOU)

The Nexus® 1450 and 1500+ meters' TOU readings can be retrieved through Objects 30 and 20.

##### 9.2.1: OBJECT 30

There are three types of Object 30 TOU readings that can be polled via DNP: peak demand, cumulative demand and coincident demand.

- The coincident demand will be related to either power factor (PF) or VAR energy.
- The peak and coincident demand are float numbers (Modbus data type format F120); but because some DNP software may not support float numbers, those numbers are converted to 32 bit integers before being retrieved via DNP.
- When related to PF, the coincident demand is multiplied by 1000 before being converted to integers.

- The DNP data type format for these readings is F38 and F39. These data types are described in sections 8.38 and 8.39.

### **9.2.2: OBJECT 20**

There is one type of Object 20 TOU reading that can be polled via DNP: accumulators.

- The accumulator is a scaled number (Modbus data type format F64), but the value retrieved via DNP is 32 bit raw data, which needs to be scaled to provide the correct value. The DNP data type format for these readings is described in section 8.36.